

FINISH COLOR MATCHING:

Different wood species offer unique texture and grain. Minor variations in finish color may occur due to the natural characteristics of wood. Paoli carefully selects all material used in every product insuring a commercially acceptable color and finish.

CUSTOM FINISHES

Custom finishes can be done for an upcharge. A 3" x 3" sample must be sent to customer service for approval and a quote.

VENEER:

Genuine flat sliced slip matched cherry, slip matched maple veneers or book matched walnut veneers, selectively matched on all surfaces to provide proper consistency.

TOPS:

The Revival top features 3 ply balanced panel construction with choice of five edge styles. Top thickness is 1³/₁₆"

LAMINATE:

Low Pressure Laminate finishes available in Cordovan Cherry, Golden Cherry, Java Cherry, Light Cherry, Shaker Cherry, Clear Maple, Harvest Maple, Huntington Maple, Natural Maple, Brighton Walnut, Columbian Walnut and Empire Walnut.

High Pressure Laminate (HPL) top finishes available in Java Cherry, Shaker Cherry, Clear Maple, Harvest Maple, Huntington Maple, Brighton Walnut, Columbian Walnut and Empire Walnut. **In Ridge (RG) or Soft (SO) edge detail only.**

In order to provide a more acceptable commercial match on laminate top veneer chassis applications, Paoli has reformulated its finish color for those products. These products will have some variation from veneer all over products.

CHASSIS CONSTRUCTION:

All units are reinforced with hardwood cleats and glued to end panels and modesty panels. All base units have adjustable leveling glides to compensate for uneven floor surfaces.

DRAWER CONSTRUCTION:

Four sided, vinyl wrapped box with drawer front attached separately. Drawer fronts are slip matched cherry, slip matched maple or book matched walnut veneers.

DRAWER SUSPENSION:

File drawers utilize a heavy duty full extension metal ball bearing slide for smooth operation. Box drawers operate on full extension slides allowing complete access to the drawer.

FILE DRAWERS:

File drawers ship with a filing system. Letter width file drawers accommodate letter or legal filing.

LOCKING:

Pedestal locking is standard on desks, credenzas and returns.

DRAWER HARDWARE:

Four hardware styles are available in Matte Chrome or Matte Black finish. Specify style and finish when ordering.

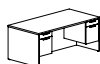
FINISH:

Paoli's multi-step catalyzed varnish utilizes the latest technology. The superior strength of Paoli's tech-age finish provides enhanced stain and mar resistance for lasting beauty and easy maintenance. Revival is available in these veneer finishes Cordovan Cherry, Golden Cherry, Java Cherry, Light Cherry, Mahogany on Cherry, Natural Cherry, Shaker Cherry, Traditional Cherry, Clear Maple, Golden Maple, Harvest Maple, Huntington Maple, Natural Maple, American Walnut, Brighton Walnut, Columbian Walnut, Empire Walnut and Traditional Walnut. All items shipped in low luster pearl.

Walnut is not in the inTWO program at this time

OPTIONS:

Revival Veneer is offered in two configurations. The chassis is always wood veneer, but the top material can be either wood veneer or laminate. Revival desks have the option of a three-quarter pedestal and full pedestal with recessed modesty panel or full pedestal with stepped modesty panel. This is specified by the second character in the prefix.



"T" designates the three-quarter pedestal with recessed modesty panel



"F" designates a full pedestal with recessed modesty panel



"V" designates a full pedestal with stepped modesty

EZ Options:

Low Luster Sheen, Cove Edge, WVMC Matte Chrome Pulls, Box/Box/File Pedestal, Wood Doors, No Grommets and Standard Lock Key



All Laminate models are certified by SCS-IAQ-02009.

3/4 Pedestal Desk w/Recessed Mod Pnl.....	141	Corner Unit, Returns.....	159
3/4 Double Pedestal Credenzas	142	Single Pedestal Credenzas.....	160
Full Ped Desk w/Recessed Mod Pnl	145	Upper Bookcases	162
Double Pedestal Credenzas	145	Hanging Cabinets	167
Full Ped Desk w/Stepped Mod Pnl.....	150	Lateral Files.....	173
Single Ped Desks.....	154	Bookcases.....	174
Single Ped Desks w/ Stepped Mod.....	154	Cabinets.....	175
Conference Extensions	155	Tables	178
Bridges, Mod Pnls	158	Center Drawers	180
		Locks.....	181

**SIN # 711-8, Laminate
711-2**

RT Veneer or Laminate/Veneer
LT Laminate
T = 3/4 Pedestal w/Recessed Modesty

Material

- VV - Veneer top & chassis
- HV - HPL top & veneer chassis
- LV - Laminate top & veneer chassis
- LL - Laminate top & chassis
- HL - HPL top & laminate chassis

Finish & Edges

Veneer Only

- | | |
|--------------------|----|
| Mahogany on Cherry | HC |
| Natural Cherry | NC |
| Traditional Cherry | TC |
| Golden Maple | GM |
| American Walnut | AW |
| Traditional Walnut | TW |







Available in Veneer or

Laminate

- | | |
|------------------|----|
| Cordovan Cherry | CC |
| Golden Cherry | GC |
| Java Cherry | JC |
| Light Cherry | LC |
| Shaker Cherry | KC |
| Clear Maple | CM |
| Harvest Maple | VM |
| Huntington Maple | UM |
| Natural Maple | NM |
| Brighton Walnut | BW |
| Columbian Walnut | CW |
| Empire Walnut | EW |

Edge Detail - Veneer or



Laminate

- | | |
|--|---|
|  |  |
|  |  |
|  |  |

Available in HPL

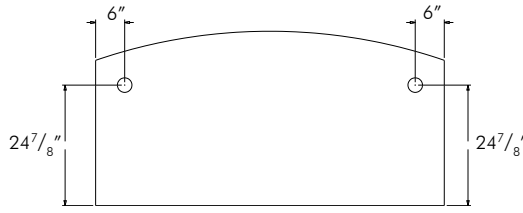
- | | |
|------------------|----|
| Java Cherry | JC |
| Shaker Cherry | KC |
| Clear Maple | CM |
| Harvest Maple | VM |
| Huntington Maple | UM |
| Brighton Walnut | BW |
| Columbian Walnut | CW |
| Empire Walnut | EW |

PVC Edge Detail - HPL

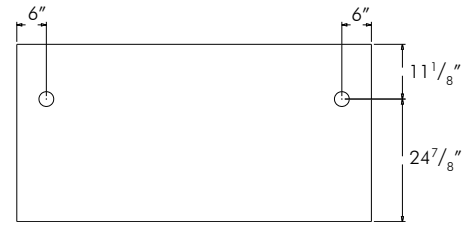
- | | |
|--|---|
|  |  |
| Ridge (RG) | Soft (SO) |

GROMMETS


Optional grommets (P-EC40GL_) - \$100 retail upcharge. (See chart below for locations by model)




- | | |
|-----------------------|---------------|
| P-R_3773BT | P-R_4272LP/RP |
| P-R_3773LP/RP | |
| L = Left | R = Right |
| B = Both Left & Right | N = None |



- | | |
|-----------------------|-----------|
| P-R_3672DP | |
| P-R_3672LP/RP | |
| L = Left | R = Right |
| B = Both Left & Right | N = None |



- | | |
|-----------------------|---------------|
| P-R_3066DP | P-R_3066LP/RP |
| P-R_3060DP | |
| L = Left | R = Right |
| B = Both Left & Right | N = None |

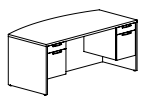


- | | |
|-----------------------|---------------|
| P-RT2472CO | P-RT2466LP/RP |
| P-RT2466CO | P-RF2466LP/RP |
| P-RF2466CO | P-RF2472LP/RP |
| P-RF2572CC | P-RF2575LF/RF |
| P-RF2472MC | P-RF2676LM/RM |
| P-RF2472CO | |
| L = Left | R = Right |
| B = Both Left & Right | C = Center |
| A = All | N = None |

Grommet:



Description / Model	Veneer	HPL/ Veneer	Laminate/ Veneer	Laminate	HPL/ Laminate	Ship wt/ Cubes
3/4 Pedestal Desk with Recessed Modesty Panel						
Bow Top Executive Desk						
P-RT3773BT	\$ 2744	\$ 2744	\$ 2561			365 / 54
P-LT3773BT				\$ 1849	\$ 2126	365 / 54



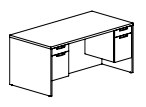
3/4 letter width pedestals - with locks, keyed alike
 Drawer configuration: Box/File both pedestals
Optional center drawer - non-locking - Order separate
 P-RT1638CD (for P-RT3773BT) or P-LT1638CD (for P-LT3773BT)

W	D	H	KS
72	36	29	40 1/4

EZ : P-RT3773BT.WV__CV.WVMC.N.STD

Specify Material & Finish/Edge/Pull/Desk Grommet/Lock Key

Executive Desk						
P-RT3672DP	\$ 2249	\$ 2249	\$ 2126			320 / 54
P-LT3672DP				\$ 1644	\$ 1890	320 / 54
P-RT3066DP	\$ 2166	\$ 2166	\$ 2034			275 / 42
P-LT3066DP				\$ 1575	\$ 1811	275 / 42
P-RT3060DP	\$ 2052	\$ 2052	\$ 1916			275 / 36
P-LT3060DP				\$ 1508	\$ 1735	275 / 36




3/4 letter width pedestals - with locks, keyed alike
 Drawer configuration: Box/File both pedestals
 Cable access grommets standard in end panels
Optional center drawer - non-locking - Order separate
 P-RT1638CD (for P-RT3672DP), P-LT1638CD (P-LT3672DP),
 P-RT1631CD (for P-RT3066DP), P-LT1631CD (for P-LT3066DP),
 P-RT1625CD (for P-RT3060DP) or P-LT1625CD (for P-LT3060DP)

W	D	H	KS
72	36	29	40 1/4
66	30	29	34 1/4
60	30	29	28 1/4

EZ : P-RT___DPV__CV.WVMC.N.STD

Specify Material & Finish/Edge/Pull/Desk Grommet/Lock Key

Bow Front Table Desk						
P-RT4272TD	\$ 2224	\$ 2224	\$ 2082			265 / 13



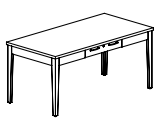
Shipped K/D
 Locking pencil drawer
 Some assembly required

W	D	H
72	42	29

EZ : P-RT4272TD.WV__CV.WVMC.STD

Specify Material & Finish/Edge/Pull/Lock Key

Executive Table Desk						
P-RT3672TD	\$ 2120	\$ 2120	\$ 1985			205 / 11



Shipped K/D
 Locking pencil drawer
 Some assembly required

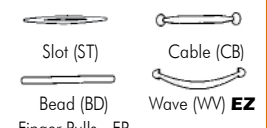
W	D	H
72	36	29

EZ : P-RT3672TD.WV__CV.WVMC.STD

Specify Material & Finish/Edge/Pull/Lock Key

SIN # 711-8, Laminate 711-2

Pull Option



Finger Pulls - FP
 Matte Black (MB) or
 Matte Chrome (MC) **EZ**

Grommets - \$100 upcharge

See page 140 for options & upcharges.

Lock Key Option

STD - random
 OMT - keyed alike - order lock core separately - see page 181

See Page
Center Drawers

Page #
180

Specify selections, left to right:

Base Model Material & finish Edge Pulls Lock Key

P-RT4272TD. VVJC. RD. BDMC. STD

SIN # 711-8, Laminate 711-2

RT Veneer or Laminate/Veneer
 LT Laminate
 T = 3/4 Pedestal w/Recessed Modesty

Material

VV - Veneer top & chassis
 HV - HPL top & veneer chassis
 LV - Laminate top & veneer chassis
 LL - Laminate top & chassis
 HL - HPL top & laminate chassis

Finish & Edges

Veneer Only

Mahogany on Cherry	HC
Natural Cherry	NC
Traditional Cherry	TC
Golden Maple	GM
American Walnut	AW
Traditional Walnut	TW

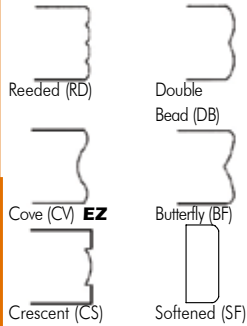
Available in Veneer or

Laminate

Cordovan Cherry	CC
Golden Cherry	GC
Java Cherry	JC
Light Cherry	LC
Shaker Cherry	KC
Clear Maple	CM
Harvest Maple	VM
Huntington Maple	UM
Natural Maple	NM
Brighton Walnut	BW
Columbian Walnut	CW
Empire Walnut	EW

Edge Detail - Veneer or


Laminate



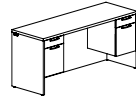
Available in HPL

Java Cherry	JC
Shaker Cherry	KC
Clear Maple	CM
Harvest Maple	VM
Huntington Maple	UM
Brighton Walnut	BW
Columbian Walnut	CW
Empire Walnut	EW

PVC Edge Detail - HPL



Description / Model	Veneer	HPL/ Veneer	Laminate/ Veneer	Laminate	HPL/ Laminate	Ship wt/ Cubes
Credenzas Kneespace Credenza P-RT2472CO	\$ 2073	\$ 2073	\$ 1938			230 / 36
P-LT2472CO				\$ 1572	\$ 1808	230 / 36
P-RT2466CO	\$ 1862	\$ 1862	\$ 1742			220 / 31
P-LT2466CO				\$ 1463	\$ 1683	220 / 31



3/4 letter width pedestals - with locks, keyed alike

Drawer configuration: Box/File both pedestals

Recessed modesty panel - cable access

Cable access grommet standard in end panels

Optional center drawer - non-locking - Order separate

P-RT1638CD (for P-RT2472CO), P-LT1638CD (for P-LT2472CO),

P-RT1631CD (for P-RT2466CO), P-LT1631CD (for P-LT2466CO),

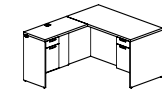
Grommet location options: L - Left, R - Right, B - Both, C - Center, A - All or N - No grommet

EZ : P-RT24 __CO.WV __CV.WVMC.N.STD

W	D	H	KS	
2472CO	72	24	29	40 ¹ / ₄
2466CO	66	24	29	34 ¹ / ₄

Specify Material & Finish/Edge/Pull/Credenza Grommet/Lock Key

Executive Station							
left	right						
P-RTEUL	P-RTEUR	\$ 3538	\$ 3538	\$ 3275		430 / 79	
P-LTEUL	P-LTEUR				\$ 2590	\$ 2969	430 / 79
Consists of:							
Single Pedestal Desk							
P-RT3672RP	P-RT3672LP	\$ 1997	\$ 1997	\$ 1826			
P-LT3672RP	P-LT3672LP				\$ 1400	\$ 1600	
Return							
P-RT2448LR	P-RT2448RR	\$ 1541	\$ 1541	\$ 1449		48	
P-LT2448LR	P-LT2448RR				\$ 1190	\$ 1369	



left shown

Shipped K/D

Optional center drawer - non-locking - Order separate

P-RT1631CD (for P-RTEU_) or P-LT1631CD (for P-LTEU_)

Desk - 3/4 letter width pedestals - locking - Box/File

Specify Material & Finish/Edge/Pull/Desk Grommet/Lock Key

Return - 3/4 letter width pedestals - locking - Box/File

Cable access in top

Specify Material & Finish/Edge/Pull/Lock Key

EZ : P-RTEU __VW __CV.WVMC.N.STD

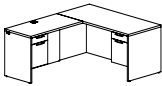
Specify Material & Finish/Edge/Pull/Desk Grommet/Lock Key

Specify selections, left to right:

Base Model Material & finish Edge Pulls Desk Grommet Lock Key

P-LTEUR. HLJC. SO. STMB. B. STD

Description / Model		Veneer	HPL/ Veneer	Laminate/ Veneer	Laminate	HPL/ Laminate	Ship wt/ Cubes		
Executive Station									
left	right								
P-RTCEL	P-RTCER	\$ 3422	\$ 3422	\$ 3197			426 / 67		
P-LTCEL	P-LTCER				\$ 2521	\$ 2900	426 / 67		
Consists of:							W	D	H
Single Pedestal Desk							66	30	29
P-RT3066RP	P-RT3066LP	\$ 1881	\$ 1881	\$ 1748					
P-LT3066RP	P-LT3066LP				\$ 1331	\$ 1531			
Return							48	24	29
P-RT2448LR	P-RT2448RR	\$ 1541	\$ 1541	\$ 1449					
P-LT2448LR	P-LT2448RR				\$ 1190	\$ 1369			



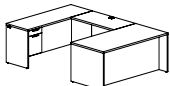
left shown

Shipped K/D
Optional center drawer - non-locking - Order separate
 P-RT1625CD (for P-RTCE_) or P-LT1625CD (for P-LTCE_)
Desk - 3/4 letter width pedestals - locking - Box/File
 Specify Material & Finish/Edge/Pull/Desk Grommet/Lock Key
Return - 3/4 letter width pedestals - locking - Box/File
 Cable access in top
 Specify Material & Finish/Edge/Pull/Lock Key

EZ : P-RTCE_VW_CV.WVMC.N.STD

Specify Material & Finish/Edge/Pull/Desk Grommet/Lock Key

Executive Task Unit									
left	right								
P-RTETL	P-RTETR	\$ 4371	\$ 4371	\$ 4001			585 / 91		
P-LTETL	P-LTETR				\$ 3298	\$ 3782	585 / 91		
Consists of:							W	D	H
Single Pedestal Desk							72	36	29
P-RT3672RP	P-RT3672LP	\$ 1997	\$ 1997	\$ 1826					
P-LT3672RP	P-LT3672LP				\$ 1400	\$ 1600			
Executive Bridge Top with Modesty Panel							48	24	29
P-RT2448BM	P-RT2448BM	\$ 768	\$ 768	\$ 696					
P-LT2448BM	P-LT2448BM				\$ 637	\$ 732			
Single Pedestal Credenza							72	24	29
P-RT2472LP	P-RT2472RP	\$ 1606	\$ 1606	\$ 1479					
P-LT2472LP	P-LT2472RP				\$ 1261	\$ 1450			



left shown

Shipped K/D
Optional center drawer - non-locking - Order separate
 P-RT1631CD (for P-RTET_) or P-LT1631CD (for P-LTET_)
Desk - 3/4 letter width pedestals - locking - Box/File
 Specify Material & Finish/Edge/Pull/Desk Grommet/Lock Key
Bridge - Cable access top
 Specify Material & Finish/Edge
Credenza - 3/4 letter width pedestal - locking - Box/File
 Recessed modesty panel - cable access
 Cable access grommet standard in end panels
 Specify Material & Finish/Edge/Pull/Credenza Grommet/Lock Key

EZ : P-RTET_VW_CV.WVMC.N.N.STD

Specify Material & Finish/Edge/Pull/Desk Grommet/Credenza Grommet/Lock Key

SIN # 711-8, Laminate 711-2
Pull Option

 Slot (ST) Cable (CB)

 Bead (BD) Wave (WV) **EZ**
 Finger Pulls - FP
 Matte Black (MB) or
 Matte Chrome (MC) **EZ**
Grommets - \$100 upcharge
 See page 140 for options & upcharges.

Lock Key Option
 STD - random
 OMT - keyed alike - order lock core separately - see page 181

See Page **Page #**
 Center Drawers 180

Specify selections, left to right:

Base Model	Material & finish	Edge	Pulls	Desk Grommet	Credenza Grommet	Lock Key
P-RTETR.	VVCW.	DB.	WVMB.	N.	C.	STD

SIN # 711-8, Laminate 711-2

RF & RT Veneer or Laminate/Veneer
 LF & LT Laminate
 T = 3/4 Pedestal w/Recessed Modesty
 F= Full Pedestal w/Recessed Modesty

Material

VV - Veneer top & chassis
 HV - HPL top & veneer chassis
 LV - Laminate top & veneer chassis
 LL - Laminate top & chassis
 HL - HPL top & laminate chassis

Finish & Edges

Veneer Only

Mahogany on Cherry HC
 Natural Cherry NC
 Traditional Cherry TC
 Golden Maple GM
 American Walnut AW
 Traditional Walnut TW

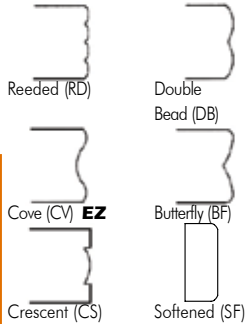
Available in Veneer or

Laminate

Cordovan Cherry CC
 Golden Cherry GC
 Java Cherry JC
 Light Cherry LC
 Shaker Cherry KC
 Clear Maple CM
 Harvest Maple VM
 Huntington Maple UM
 Natural Maple NM
 Brighton Walnut BW
 Columbian Walnut CW
 Empire Walnut EW

Edge Detail - Veneer or


Laminate



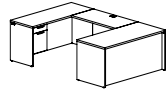
Available in HPL

Java Cherry JC
 Shaker Cherry KC
 Clear Maple CM
 Harvest Maple VM
 Huntington Maple UM
 Brighton Walnut BW
 Columbian Walnut CW
 Empire Walnut EW

PVC Edge Detail - HPL



Description / Model	Veneer	HPL/ Veneer	Laminate/ Veneer	Laminate	HPL/ Laminate	Ship wt/ Cubes
Computer Task Unit						
left		right				
P-RTCTL	P-RTCTR	\$ 4236	\$ 4236	\$ 3917		530 / 76
P-LTCTL	P-LTCTR			\$ 3161	\$ 3635	530 / 76
Consists of:						W D H
Single Pedestal Desk						66 30 29
P-RT3066RP	P-RT3066LP	\$ 1881	\$ 1881	\$ 1748		
P-LT3066RP	P-LT3066LP			\$ 1331	\$ 1531	
Executive Bridge Top with Modesty Panel						48 24 29
P-RT2448BM	P-RT2448BM	\$ 768	\$ 768	\$ 696		
P-LT2448BM	P-LT2448BM			\$ 637	\$ 732	
Single Pedestal Credenza						66 24 29
P-RT2466LP	P-RT2466RP	\$ 1587	\$ 1587	\$ 1473		
P-LT2466LP	P-LT2466RP			\$ 1193	\$ 1372	



left shown

Shipped K/D

Optional center drawer - non-locking - Order separate

P-RT1625CD (for P-RTCT_) or P-LT1625CD (for P-LTCT_)

Desk - 3/4 letter width pedestals - locking - Box/File

Specify Material & Finish/Edge/Pull/Desk Grommet/Lock Key

Bridge - Cable access top

Specify Material & Finish/Edge

Credenza - 3/4 letter width pedestal - locking - Box/File

Recessed modesty panel - cable access

Cable access grommet standard in end panels

Specify Material & Finish/Edge/Pull/Credenza Grommet/Lock Key

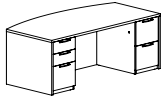
EZ : P-RTCT_VV_CV.WVMC.N.N.STD

Specify Material & Finish/Edge/Pull/Desk Grommet/Credenza Grommet/Lock Key

Specify selections, left to right:

Base Model	Material & finish	Edge	Pulls	Desk Grommet	Credenza Grommet	Lock Key
P-RTCTL.	VVNC.	DB.	WVMC.	R.	L.	STD

Description / Model	Veneer	HPL/ Veneer	Laminate/ Veneer	Laminate	HPL/ Laminate	Ship wt/ Cubes
Full Pedestal Desk with Recessed Modesty Panel						
Bow Top Executive Desk						
P-RF3773BT	\$ 3008	\$ 3008	\$ 2821			410 / 54
P-LF3773BT				\$ 2187	\$ 2515	410 / 54



Full letter width pedestals - with locks, keyed alike
 Left pedestal: Box/Box/File, Right pedestal: File/File
 Cable access grommets standard in end panels

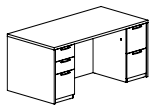
W	D	H	KS
72	36	29	40 1/4

Optional center drawer - non-locking - Order separate
 P-RT1638CD (for P-RF3773BT) or P-LT1638CD (for P-LF3773BT)

EZ : P-RF3773BT.VV__CV.WVMC.N.STD

Specify Material & Finish/Edge/Pull/Desk Grommet/Lock Key

Executive Desk						
P-RF3672DP	\$ 2473	\$ 2473	\$ 2330			365 / 54
P-LF3672DP				\$ 1985	\$ 2283	365 / 54
P-RF3066DP	\$ 2471	\$ 2471	\$ 2328			320 / 42
P-LF3066DP				\$ 1916	\$ 2204	320 / 42
P-RF3060DP	\$ 2375	\$ 2375	\$ 2232			275 / 36
P-LF3060DP				\$ 1849	\$ 2126	275 / 36



Full letter width pedestals - with locks, keyed alike
 Left pedestal: Box/Box/File, Right pedestal: File/File

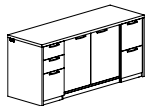
	W	D	H	KS
3672DP	72	36	29	40 1/4
3066DP	66	30	29	34 1/4
3060DP	60	30	29	28 1/4

Optional center drawer - non-locking - Order separate
 P-RT1638CD (for P-RF3672DP), P-LT1638CD (P-LF3672DP),
 P-RT1631CD (for P-RF3066DP), P-LT1631CD (for P-LF3066DP),
 P-RT1625CD (for P-RF3060DP) or P-LT1625CD (for P-LF3060DP)

EZ : P-RF30__DPVV__CV.WVMC.N.STD

Specify Material & Finish/Edge/Pull/Desk Grommet/Lock Key

Credenzas						
Bookcase Credenza						
P-RF2572CC	\$ 2562	\$ 2562	\$ 2416			300 / 34
P-LF2572CC				\$ 1954	\$ 2247	300 / 34



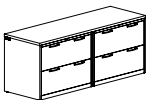
Full letter width pedestals - with locks, keyed alike
 Doors non-locking
 Adjustable shelf
 Left pedestal: Box/Box/File, Right pedestal: File/File
 Recessed modesty panel
 Cable access grommet standard in end panels

W	D	H
72	24	29

EZ : P-RF2572CC.VV__CV.WVMC.N.STD

Specify Material & Finish/Edge/Pull/Credenza Grommet/Lock Key

Four Drawer Lateral File Credenza						
P-RF2472MC	\$ 3156	\$ 3156	\$ 3010			300 / 34
P-LF2472MC				\$ 2381	\$ 2738	300 / 34



Dual lateral file pedestals - with locks, keyed alike
 Recessed modesty panel
 Cable access grommet standard in end panels

W	D	H
72	24	29

EZ : P-RF2472MC.VV__CV.WVMC.N.STD

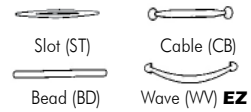
Specify Material & Finish/Edge/Pull/Credenza Grommet/Lock Key

Specify selections, left to right:

Base Model	Material & finish	Edge	Pulls	Credenza Grommet	Lock Key
P-LF2472MC.	LLCC.	BF.	STMB.	A.	OMT

SIN # 711-8, Laminate 711-2

Pull Option



Finger Pulls - FP
 Matte Black (MB) or
 Matte Chrome (MC) **EZ**

Grommets - \$100 upcharge

See page 140 for options & upcharges.

Lock Key Option

STD - random
 OMT - keyed alike - order lock core separately - see page 181

See Page
Center Drawers

Page #
180

SIN # 711-8, Laminate 711-2

RF & RT Veneer or Laminate/Veneer
 LF & LT Laminate
 T = 3/4 Pedestal w/Recessed Modesty
 F = Full Pedestal w/Recessed Modesty

Material

W - Veneer top & chassis
 HV - HPL top & veneer chassis
 LV - Laminate top & veneer chassis
 LL - Laminate top & chassis
 HL - HPL top & laminate chassis

Finish & Edges

Veneer Only

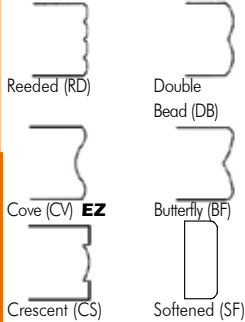
Mahogany on Cherry	HC
Natural Cherry	NC
Traditional Cherry	TC
Golden Maple	GM
American Walnut	AW
Traditional Walnut	TW

Available in Veneer or

Laminate

Cordovan Cherry	CC
Golden Cherry	GC
Java Cherry	JC
Light Cherry	LC
Shaker Cherry	KC
Clear Maple	CM
Harvest Maple	VM
Huntington Maple	UM
Natural Maple	NM
Brighton Walnut	BW
Columbian Walnut	CW
Empire Walnut	EW

Edge Detail - Veneer or Laminate



Available in HPL

Java Cherry	JC
Shaker Cherry	KC
Clear Maple	CM
Harvest Maple	VM
Huntington Maple	UM
Brighton Walnut	BW
Columbian Walnut	CW
Empire Walnut	EW

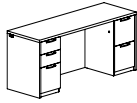
PVC Edge Detail - HPL



Description / Model

Kneespace Credenza

P-RF2472CO	\$ 2297	\$ 2297	\$ 2174			260 / 34
P-LF2472CO				\$ 1804	\$ 2075	260 / 34
P-RF2466CO	\$ 2195	\$ 2195	\$ 2069			250 / 31
P-LF2466CO				\$ 1736	\$ 1997	250 / 31



Full letter width pedestals - with locks, keyed alike
 Left pedestal: Box/Box/File, Right pedestal: File/File
 2472CO 72 24 29 40 1/4
 Recessed modesty panel - cable access
 2466CO 66 24 29 34 1/4
 Cable access grommet standard in end panels

Optional center drawer - non-locking - Order separate

P-RT1638CD (for P-RF2472CO), P-LT1638CD (for P-LF2472CO),
 P-RT1631CD (for P-RF2466CO), P-LT1631CD (for P-LF2466CO),

EZ : P-RF24 __CO.W __CV.WVMC.N.STD

Specify Material & Finish/Edge/Pull/Credenza Grommet/Lock Key

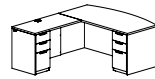
Executive Station with Bow Top

left	right					
P-RFBUL	P-RFBUR	\$ 4342	\$ 4342	\$ 4015		500 / 79
P-LFBUL	P-LFBUR				\$ 3193	\$ 3672
						500 / 79

Consists of:

Single Pedestal Desk with Bow Top

P-RF3773RP	P-RF3773LP	\$ 2680	\$ 2680	\$ 2449			W	D	H
P-LF3773RP	P-LF3773LP				\$ 1849	\$ 2126	72	36	29
Return							48	24	29
P-RF2448LR	P-RF2448RR	\$ 1662	\$ 1662	\$ 1566					
P-LF2448LR	P-LF2448RR				\$ 1344	\$ 1546			



left box/box/file shown

Shipped K/D

Optional center drawer - non-locking - Order separate

P-RT1631CD (for P-RFBUL_) or P-LT1631CD (for P-LFBUL_)

Desk - Full letter width pedestals - locking - Box/Box/File

Specify Material & Finish/Edge/Pull/Desk Grommet/Lock Key

Return - Full letter width pedestals - locking -

Specify (3) for Box/Box/File (EZ) or (2) for File/File

Cable access in top

Specify Material & Finish/Edge/Pedestal/Pull/Lock Key

EZ : P-RFBUL __V__CV.3.WVMC.N.STD

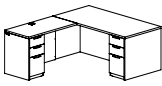
Specify Material & Finish/Edge/Pedestal/Pull/Desk Grommet/Lock Key

Specify selections, left to right:

Base Model	Material & finish	Edge	Pulls	Desk Grommet	Credenza Grommet	Lock Key
P-LFBUR.	LLCM.	CS.	BDMC.	N.	L.	STD

Description / Model	Veneer	HPL/ Veneer	Laminate/ Veneer	Laminate	HPL/ Laminate	Ship wt/ Cubes
Executive Station left						
P-RFEUL	right					
	P-RFEUR	\$ 3889	\$ 3889	\$ 3623		500 / 79
P-LFEUL	P-LFEUR			\$ 2988	\$ 3436	500 / 79

Consists of:						W	D	H
Single Pedestal Desk						72	36	29
P-RF3672RP	P-RF3672LP	\$ 2227	\$ 2227	\$ 2057				
P-LF3672RP	P-LF3672LP			\$ 1644	\$ 1890			
Return						48	24	29
P-RF2448LR	P-RF2448RR	\$ 1662	\$ 1662	\$ 1566				
P-LF2448LR	P-LF2448RR			\$ 1344	\$ 1546			



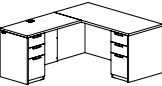
left box/box/file shown

Shipped K/D
Optional center drawer - non-locking - Order separate
 P-RT1631CD (for P-RFEU_) or P-LT1631CD (for P-LFEU_)
Desk - Full letter width pedestals - locking - Box/Box/File
 Specify Material & Finish/Edge/Pull/Desk Grommet/Lock Key
Return - Full letter width pedestals - locking -
Specify (3) for Box/Box/File (EZ) or (2) for File/File
 Cable access in top
 Specify Material & Finish/Edge/Pedestal/Pull/Lock Key
EZ : P-RFEU_VV_CV3.WVMC.N.STD

Specify Material & Finish/Edge/Pedestal/Pull/Desk Grommet/Lock Key

Description / Model	Veneer	HPL/ Veneer	Laminate/ Veneer	Laminate	HPL/ Laminate	Ship wt/ Cubes
Executive Station left						
P-RFCEL	right					
	P-RFCER	\$ 3779	\$ 3779	\$ 3544		426 / 67
P-LFCEL	P-LFCER			\$ 2919	\$ 3357	426 / 67

Consists of:						W	D	H
Single Pedestal Desk						66	30	29
P-RF3066RP	P-RF3066LP	\$ 2117	\$ 2117	\$ 1978				
P-LF3066RP	P-LF3066LP			\$ 1575	\$ 1811			
Return						48	24	29
P-RF2448LR	P-RF2448RR	\$ 1662	\$ 1662	\$ 1566				
P-LF2448LR	P-LF2448RR			\$ 1344	\$ 1546			



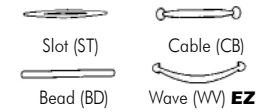
left box/box/file shown

Shipped K/D
Optional center drawer - non-locking - Order separate
 P-RT1625CD (for P-RFCE_) or P-LT1625CD (for P-LFCE_)
Desk - Full letter width pedestals - locking - Box/Box/File
 Specify Material & Finish/Edge/Pull/Desk Grommet/Lock Key
Return - Full letter width pedestals - locking -
Specify (3) for Box/Box/File (EZ) or (2) for File/File
 Cable access in top
 Specify Material & Finish/Edge/Pedestal/Pull/Lock Key
EZ : P-RFCE_VV_CV3.WVMC.N.STD

Specify Material & Finish/Edge/Pedestal/Pull/Desk Grommet/Lock Key

SIN # 711-8, Laminate 711-2

Pull Option



Finger Pulls - FP
 Matte Black (MB) or
 Matte Chrome (MC) **EZ**

Grommets - \$100 upcharge

See page 140 for options & upcharges.

Lock Key Option

STD - random
 OMT - keyed alike - order lock core separately - see page 181

See Page 180
 Center Drawers

Specify selections, left to right:

Base Model	Material & finish	Edge	Pulls	Desk Grommet	Credenza Grommet	Lock Key
P-RFCEL.	VVGM.	RD.	STMC.	L.	C.	STD

SIN # 711-8, Laminate 711-2

RF & RT Veneer or Laminate/Veneer
 LF & LT Laminate
 T = 3/4 Pedestal w/Recessed Modesty
 F= Full Pedestal w/Recessed Modesty

Material

VV - Veneer top & chassis
 HV - HPL top & veneer chassis
 LV - Laminate top & veneer chassis
 LL - Laminate top & chassis
 HL - HPL top & laminate chassis

Finish & Edges

Veneer Only

Mahogany on Cherry HC
 Natural Cherry NC
 Traditional Cherry TC
 Golden Maple GM
 American Walnut AW
 Traditional Walnut TW

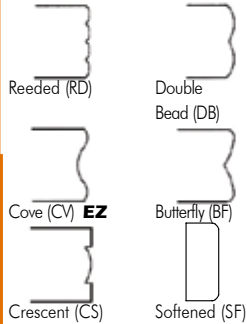
Available in Veneer or

Laminate

Cordova Cherry CC
 Golden Cherry GC
 Java Cherry JC
 Light Cherry LC
 Shaker Cherry KC
 Clear Maple CM
 Harvest Maple VM
 Huntington Maple UM
 Natural Maple NM
 Brighton Walnut BW
 Columbian Walnut CW
 Empire Walnut EW

Edge Detail - Veneer or


Laminate



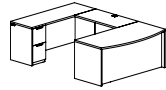
Available in HPL

Java Cherry JC
 Shaker Cherry KC
 Clear Maple CM
 Harvest Maple VM
 Huntington Maple UM
 Brighton Walnut BW
 Columbian Walnut CW
 Empire Walnut EW

PVC Edge Detail - HPL



Description / Model	Veneer	HPL/ Veneer	Laminate/ Veneer	Laminate	HPL/ Laminate	Ship wt/ Cubes
Executive Task Unit with Bow Top left right P-RFBTL P-RFBTR	\$ 5129	\$ 5129	\$ 4698			650 / 91
P-LFBTL P-LFBTR				\$ 3949	\$ 4541	650 / 91
Consists of: Single Pedestal Desk with Bow Top P-RF3773RP P-RF3773LP \$ 2680 \$ 2680 \$ 2449 P-LF3773RP P-LF3773LP				\$ 1849	\$ 2126	W D H 72 36 29
Executive Bridge Top with Modesty Panel P-RT2448BM P-RT2448BM \$ 768 \$ 768 \$ 696 P-LT2448BM P-LT2448BM				\$ 637	\$ 732	48 24 29
Single Pedestal Credenza P-RF2472LP P-RF2472RP \$ 1681 \$ 1681 \$ 1553 P-LF2472LP P-LF2472RP				\$ 1463	\$ 1683	72 24 29



left shown

Shipped K/D

Optional center drawer - non-locking - Order separate

P-RT1631CD (for P-RTBT_) or P-LT1631CD (for P-LTBT_)

Desk - Full letter width pedestals - locking - Box/Box/File

Specify Material & Finish/Edge/Pull/Desk Grommet/Lock Key

Bridge - Cable access top

Specify Material & Finish/Edge

Credenza - Full letter width pedestal - locking - File/File

Recessed modesty panel - cable access

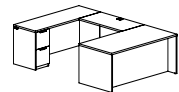
Cable access grommet standard in end panels

Specify Material & Finish/Edge/Pull/Credenza Grommet/Lock Key

EZ : P-RTBT_W_ _CV.WMC.N.N.STD

Specify Material & Finish/Edge/Pull/Desk Grommet/Credenza Grommet/Lock Key

Executive Task Unit left right P-RFETL P-RFETR						
\$ 4676	\$ 4676	\$ 4306				650 / 91
P-LFETL P-LFETR				\$ 3744	\$ 4305	650 / 91
Consists of: Single Pedestal Desk P-RF3672RP P-RF3672LP \$ 2227 \$ 2227 \$ 2057 P-LF3672RP P-LF3672LP				\$ 1644	\$ 1890	W D H 72 36 29
Executive Bridge Top with Modesty Panel P-RT2448BM P-RT2448BM \$ 768 \$ 768 \$ 696 P-LT2448BM P-LT2448BM				\$ 637	\$ 732	48 24 29
Single Pedestal Credenza P-RF2472LP P-RF2472RP \$ 1681 \$ 1681 \$ 1553 P-LF2472LP P-LF2472RP				\$ 1463	\$ 1683	72 24 29



left shown

Shipped K/D

Optional center drawer - non-locking - Order separate

P-RT1631CD (for P-RFET_) or P-LT1631CD (for P-LFET_)

Desk - Full letter width pedestals - locking - Box/Box/File

Specify Material & Finish/Edge/Pull/Desk Grommet/Lock Key

Bridge - Cable access top

Specify Material & Finish/Edge

Credenza - Full letter width pedestal - locking - File/File

Recessed modesty panel - cable access

Cable access grommet standard in end panels

Specify Material & Finish/Edge/Pull/Credenza Grommet/Lock Key

EZ : P-RFET_W_ _CV.WMC.N.N.STD

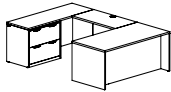
Specify Material & Finish/Edge/Pull/Desk Grommet/Credenza Grommet/Lock Key

Specify selections, left to right:

Base Model Material & finish Edge Pulls Desk Credenza Lock Key
 Grommet Grommet

P-LFETL. HLBW. RG. BDMC. N. L. STD

Description / Model	Veneer	HPL/ Veneer	Laminate/ Veneer	Laminate	HPL/ Laminate	Ship wt/ Cubes
Executive Task Unit Lateral File left right P-RFEFL P-RFEFR	\$ 4948	\$ 4948	\$ 4571			650 / 91
P-LFEFL P-LFEFR				\$ 4056	\$ 4663	650 / 91
Consists of: Single Pedestal Desk P-RF3672RP P-RF3672LP P-LF3672RP P-LF3672LP	\$ 2227	\$ 2227	\$ 2057	\$ 1644	\$ 1890	W 72 D 36 H 29
Executive Bridge Top with Modesty Panel P-RT2448BM P-RT2448BM P-LT2448BM P-LT2448BM	\$ 768	\$ 768	\$ 696	\$ 637	\$ 732	48 24 29
Single Pedestal Lateral File Credenza P-RF2575LF P-RF2575RF P-LF2575LF P-LF2575RF	\$ 1953	\$ 1953	\$ 1818	\$ 1775	\$ 2041	72 24 29



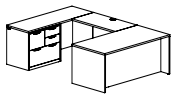
left shown

Shipped K/D
Optional center drawer - non-locking - Order separate
 P-RT1631CD (for P-RFEF_) or P-LT1631CD (for P-LFEF_)
Desk - Full letter width pedestals - locking - Box/Box/File
 Specify Material & Finish/Edge/Pull/Desk Grommet/Lock Key
Bridge - Cable access top
 Specify Material & Finish/Edge
Credenza - Lateral file pedestal - locking
 Two drawers central locking with anti-tip interlock
 Only one drawer can be opened at a time
 Recessed modesty panel - cable access
 Cable access grommet standard in end panels
 Specify Material & Finish/Edge/Pull/Credenza Grommet/Lock Key

EZ : P-RFEF_VW_CV.WVMC.N.N.STD

Specify Material & Finish/Edge/Pull/Desk Grommet/Credenza Grommet/Lock Key

Description / Model	Veneer	HPL/ Veneer	Laminate/ Veneer	Laminate	HPL/ Laminate	Ship wt/ Cubes
Executive Task Unit Multi-File left right P-RFEML P-RFEMR	\$ 5357	\$ 5357	\$ 4971			650 / 91
P-LFEML P-LFEMR				\$ 4240	\$ 4875	650 / 91
Consists of: Single Pedestal Desk P-RF3672RP P-RF3672LP P-LF3672RP P-LF3672LP	\$ 2227	\$ 2227	\$ 2057	\$ 1644	\$ 1890	W 72 D 36 H 29
Executive Bridge Top with Modesty Panel P-RT2448BM P-RT2448BM P-LT2448BM P-LT2448BM	\$ 768	\$ 768	\$ 696	\$ 637	\$ 732	48 24 29
Single Multi-File Pedestal Credenza P-RF2676LM P-RF2676RM P-LF2676LM P-LF2676RM	\$ 2362	\$ 2362	\$ 2218	\$ 1959	\$ 2253	72 24 29



left shown

Shipped K/D
Optional center drawer - non-locking - Order separate
 P-RT1631CD (for P-RFEM_) or P-LT1631CD (for P-LFEM_)
Desk - Full letter width pedestals - locking - Box/Box/File
 Specify Material & Finish/Edge/Pull/Desk Grommet/Lock Key
Bridge - Cable access top
 Specify Material & Finish/Edge
Credenza - Full pedestal - locking - Box/Box/File/Lateral File
 Recessed modesty panel - cable access
 Cable access grommet standard in end panels
 Specify Material & Finish/Edge/Pull/Credenza Grommet/Lock Key

EZ : P-RFEM_VW_CV.WVMC.N.N.STD

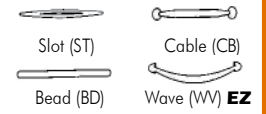
Specify Material & Finish/Edge/Pull/Desk Grommet/Credenza Grommet/Lock Key

Specify selections, left to right:

Base Model	Material & finish	Edge	Pulls	Desk Grommet	Credenza Grommet	Lock Key
P-RFEML.	VVNC.	DB.	WVMC.	B.	L.	STD

SIN # 711-8, Laminate 711-2

Pull Option



Finger Pulls - FP

Matte Black (MB) or

Matte Chrome (MC) **EZ**

Grommets - \$100 upcharge

See page 140 for options & upcharges.

Lock Key Option

STD - random

OMT - keyed alike - order lock core separately - see page 181

See Page
Center Drawers

Page #
180

SIN # 711-8, Laminate 711-2

RF & RV are Veneer or Laminate / Veneer

F= Full Pedestal w/Recessed Modesty
V = Full Pedestal w/Stepped Modesty

Material

VV - Veneer top & chassis
HV - HPL top & veneer chassis
LV - Laminate top & veneer chassis

Finish & Edges

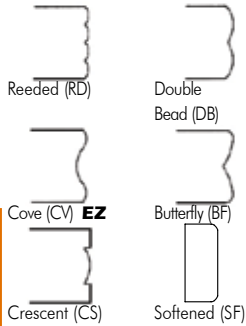
Veneer Only

Mahogany on Cherry	HC
Natural Cherry	NC
Traditional Cherry	TC
Golden Maple	GM
American Walnut	AW
Traditional Walnut	TW

Available in Veneer or Laminate

Cordovan Cherry	CC
Golden Cherry	GC
Java Cherry	JC
Light Cherry	LC
Shaker Cherry	KC
Clear Maple	CM
Harvest Maple	VM
Huntington Maple	UM
Natural Maple	NM
Brighton Walnut	BW
Columbian Walnut	CW
Empire Walnut	EW


Edge Detail - Veneer or Laminate



Available in HPL

Java Cherry	JC
Shaker Cherry	KC
Clear Maple	CM
Harvest Maple	VM
Huntington Maple	UM
Brighton Walnut	BW
Columbian Walnut	CW
Empire Walnut	EW

PVC Edge Detail - HPL



Description / Model

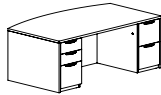
Veneer HPL/Veneer Laminate/Veneer

Ship wt/ Cubes

Full Pedestal Desk with Stepped Modesty Panel

Bow Top Executive Desk

P-RV4373BT	\$ 3340	\$ 3340	\$ 3262	410 / 59
-------------------	---------	---------	---------	----------



Full letter width pedestals - with locks, keyed alike
Left pedestal: Box/Box/File, Right pedestal: File/File
Optional center drawer - non-locking - Order separate
P-RT1638CD (for P-RV4373BT)

W	D	H	KS
72	42	29	40 ¹ / ₄

EZ : P-RV4373BT.WV__CV.WVMC.N.STD

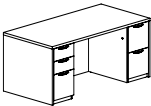
Specify Material & Finish/Edge/Pull/Desk Grommet/Lock Key

Executive Desk

P-RV3672DP	\$ 2753	\$ 2753	\$ 2675	365 / 54
-------------------	---------	---------	---------	----------

P-RV3066DP	\$ 2721	\$ 2721	\$ 2578	320 / 42
-------------------	---------	---------	---------	----------

P-RV3060DP	\$ 2622	\$ 2622	\$ 2479	275 / 36
-------------------	---------	---------	---------	----------



Full letter width pedestals - with locks, keyed alike
Left pedestal: Box/Box/File, Right pedestal: File/File
Optional center drawer - non-locking - Order separate
P-RT1638CD (for P-RV3672DP), P-RT1631CD
(for P-RV3066DP) or P-RT1625CD (for P-RV3060DP)

W	D	H	KS
3672DP 72	36	29	40 ¹ / ₄
3066DP 66	30	29	34 ¹ / ₄
3060DP 60	30	29	28 ¹ / ₄

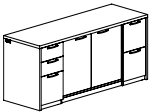
EZ : P-RV__ __DPV__ __CV.WVMC.N.STD

Specify Material & Finish/Edge/Pull/Desk Grommet/Lock Key

Credenzas

Bookcase Credenza

P-RF2572CC	\$ 2562	\$ 2562	\$ 2416	300 / 34
-------------------	---------	---------	---------	----------



Full letter width pedestals - with locks, keyed alike
Doors non-locking
Adjustable shelf
Left pedestal: Box/Box/File, Right pedestal: File/File
Recessed modesty panel
Cable access grommets standard in end panels

W	D	H
72	24	29

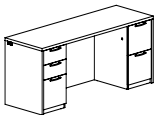
EZ : P-RF2572CC.WV__CV.WVMC.N.STD

Specify Material & Finish/Edge/Pull/Credenza Grommet/Lock Key

Kneespace Credenza

P-RF2472CO	\$ 2297	\$ 2297	\$ 2174	260 / 34
-------------------	---------	---------	---------	----------

P-RF2466CO	\$ 2195	\$ 2195	\$ 2069	250 / 31
-------------------	---------	---------	---------	----------



Full letter width pedestals - with locks, keyed alike
Left pedestal: Box/Box/File, Right pedestal: File/File
Recessed modesty panel - cable access
Cable access grommet standard in end panels
Optional center drawer - non-locking - Order separate
P-RT1638CD (for P-RF2472CO) or P-RT1631CD (for P-RF2466CO)

W	D	H	KS
2472CO 72	24	29	40 ¹ / ₄
2466CO 66	24	29	34 ¹ / ₄

EZ : P-RF24__CO.WV__CV.WVMC.N.STD

Specify Material & Finish/Edge/Pull/Credenza Grommet/Lock Key

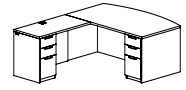
Specify selections, left to right:

Base Model Material & finish Edge Pulls Credenza Grommet Lock Key

P-RF2572CC. VVAW. CV. BDMC. B. STD

Description / Model	Veneer	HPL/ Veneer	Laminate/ Veneer	Ship wt/ Cubes
Executive Station with Bow Top left right P-RVBUL P-RVBUR				500 / 84

Consists of:				W	D	H
Single Pedestal Desk with Bow Top P-RV4272RP P-RV4272LP	\$ 3045	\$ 3045	\$ 2873	72	42	29
Return P-RF2448LR P-RF2448RR	\$ 1662	\$ 1662	\$ 1566	48	24	29



left box/box/file shown

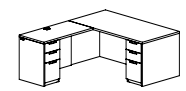
Shipped K/D
Optional center drawer - non-locking - Order separate
 P-RT1631CD (for P-RVBU_)
Desk - Full letter width pedestals - locking - Box/Box/File
 Specify Material & Finish/Edge/Pull/Desk Grommet/Lock Key
Return - Full letter width pedestals - locking -
Specify (3) for Box/Box/File (EZ) or (2) for File/File
 Cable access in top
 Specify Material & Finish/Edge/Pedestal/Pull/Lock Key

EZ : P-RVBU_W__CV.3.WVMC.N.STD

Specify Material & Finish/Edge/Pedestal/Pull/Desk Grommet/Lock Key

Executive Station				
left right P-RVEUL P-RVEUR	\$ 4137	\$ 4137	\$ 3870	500 / 79

Consists of:				W	D	H
Single Pedestal Desk P-RV3672RP P-RV3672LP	\$ 2475	\$ 2475	\$ 2304	72	36	29
Return P-RF2448LR P-RF2448RR	\$ 1662	\$ 1662	\$ 1566	48	24	29



left box/box/file shown

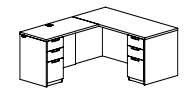
Shipped K/D
Optional center drawer - non-locking - Order separate
 P-RT1631CD (for P-RVEU_)
Desk - Full letter width pedestals - locking - Box/Box/File
 Specify Material & Finish/Edge/Pull/Desk Grommet/Lock Key
Return - Full letter width pedestals - locking -
Specify (3) for Box/Box/File (EZ) or (2) for File/File
 Cable access in top
 Specify Material & Finish/Edge/Pedestal/Pull/Lock Key

EZ : P-RVEU_W__CV.3.WVMC.N.STD

Specify Material & Finish/Edge/Pedestal/Pull/Desk Grommet/Lock Key

Executive Station				
left right P-RVCEL P-RVCER	\$ 4025	\$ 4025	\$ 3790	426 / 67

Consists of:				W	D	H
Single Pedestal Desk P-RV3066RP P-RV3066LP	\$ 2363	\$ 2363	\$ 2224	66	30	29
Return P-RF2448LR P-RF2448RR	\$ 1662	\$ 1662	\$ 1566	48	24	29



left box/box/file shown

Shipped K/D
Optional center drawer - non-locking - Order separate
 P-RT1625CD (for P-RVCE_)
Desk - Full letter width pedestals - locking - Box/Box/File
 Specify Material & Finish/Edge/Pull/Desk Grommet/Lock Key
Return - Full letter width pedestals - locking -
Specify (3) for Box/Box/File (EZ) or (2) for File/File
 Cable access in top
 Specify Material & Finish/Edge/Pedestal/Pull/Lock Key

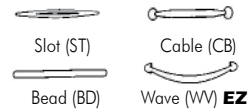
EZ : P-RVCE_W__CV.3.WVMC.N.STD

Specify Material & Finish/Edge/Pedestal/Pull/Desk Grommet/Lock Key

Specify selections, left to right:						
Base Model	Material & finish	Edge	Pedestal	Pulls	Desk Grommet	Lock Key
P-RVEUR.	VVHC.	BF.	3.	STMC.	N.	STD

SIN # 711-8, Laminate 711-2

Pull Option



Finger Pulls - FP
 Matte Black (MB) or
 Matte Chrome (MC) **EZ**

Grommets - \$100 upcharge

See page 140 for options & upcharges.

Lock Key Option

STD - random
 OMT - keyed alike - order lock core separately - see page 181

See Page
 Center Drawers

Page #
 180

SIN # 711-8, Laminate 711-2

RF & RV are Veneer or Laminate / Veneer
 F= Full Pedestal w/Recessed Modesty
 V= Full Pedestal w/Stepped Modesty
Material
 WV - Veneer top & chassis
 HV - HPL top & veneer chassis
 LV - Laminate top & veneer chassis

Finish & Edges

Veneer Only

Mahogany on Cherry	HC
Natural Cherry	NC
Traditional Cherry	TC
Golden Maple	GM
American Walnut	AW
Traditional Walnut	TW

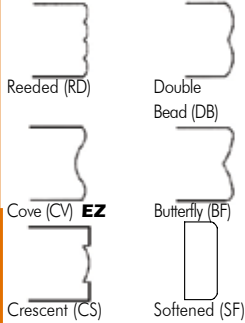
Available in Veneer or

Laminate

Cordovan Cherry	CC
Golden Cherry	GC
Java Cherry	JC
Light Cherry	LC
Shaker Cherry	KC
Clear Maple	CM
Harvest Maple	VM
Huntington Maple	UM
Natural Maple	NM
Brighton Walnut	BW
Columbian Walnut	CW
Empire Walnut	EW

Edge Detail - Veneer or

Laminate



Available in HPL

Java Cherry	JC
Shaker Cherry	KC
Clear Maple	CM
Harvest Maple	VM
Huntington Maple	UM
Brighton Walnut	BW
Columbian Walnut	CW
Empire Walnut	EW

PVC Edge Detail - HPL



Description / Model

Veneer

**HPL/
Veneer**

**Laminate/
Veneer**

**Ship wt/
Cubes**

Executive Task Unit with Bow Top							
left	right						
P-RVBTL	P-RVBTR	\$ 5494	\$ 5494	\$ 5122			650 / 96

Consists of:

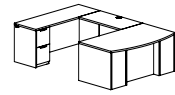
Single Pedestal Desk with Bow Top					W	D	H
P-RV4272RP	P-RV4272LP	\$ 3045	\$ 3045	\$ 2873	72	42	29

Executive Bridge Top with Modesty Panel

P-RT2448BM	P-RT2448BM	\$ 768	\$ 768	\$ 696	48	24	29
------------	------------	--------	--------	--------	----	----	----

Single Pedestal Credenza

P-RF2472LP	P-RF2472RP	\$ 1681	\$ 1681	\$ 1553	72	24	29
------------	------------	---------	---------	---------	----	----	----



left shown

Shipped K/D

Optional center drawer - non-locking - Order separate

P-RT1631CD (for P-RVBT_)

Desk - Full letter width pedestals - locking - Box/Box/File

Specify Material & Finish/Edge/Pull/Desk Grommet/Lock Key

Bridge - Cable access top

Specify Material & Finish/Edge

Credenza - Full letter width pedestal - locking - File/File

Recessed modesty panel - cable access

Cable access grommet standard in end panels

Specify Material & Finish/Edge/Pull/Credenza Grommet/Lock Key

EZ : P-RVBT_ _V_ _CV.WVMC.N.N.STD

Specify Material & Finish/Edge/Pull/Desk Grommet/Credenza Grommet/Lock Key

Executive Task Unit

left	right						
P-RVETL	P-RVETR	\$ 4924	\$ 4924	\$ 4553			650 / 91

Consists of:

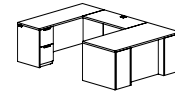
Single Pedestal Desk					W	D	H
P-RV3672RP	P-RV3672LP	\$ 2475	\$ 2475	\$ 2304	72	36	29

Executive Bridge Top with Modesty Panel

P-RT2448BM	P-RT2448BM	\$ 768	\$ 768	\$ 696	48	24	29
------------	------------	--------	--------	--------	----	----	----

Single Pedestal Credenza

P-RF2472LP	P-RF2472RP	\$ 1681	\$ 1681	\$ 1553	72	24	29
------------	------------	---------	---------	---------	----	----	----



left shown

Shipped K/D

Optional center drawer - non-locking - Order separate

P-RT1631CD (for P-RVET_)

Desk - Full letter width pedestals - locking - Box/Box/File

Specify Material & Finish/Edge/Pull/Desk Grommet/Lock Key

Bridge - Cable access top

Specify Material & Finish/Edge

Credenza - Full letter width pedestal - locking - File/File

Recessed modesty panel - cable access

Cable access grommet standard in end panels

Specify Material & Finish/Edge/Pull/Credenza Grommet/Lock Key

EZ : P-RVET_ _V_ _CV.WVMC.N.N.STD

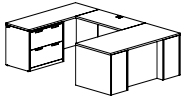
Specify Material & Finish/Edge/Pull/Desk Grommet/Credenza Grommet/Lock Key

Specify selections, left to right:

Base Model Material & finish Edge Pulls Desk Grommet Credenza Grommet Lock Key

P-RVETL. **VVCW.** **DB.** **WVMB.** **B.** **A.** **OMT**

Description / Model		Veneer	HPL/ Veneer	Laminate/ Veneer	Ship wt/ Cubes
Executive Task Unit Lateral File					
left	right				
P-RVEFL	P-RVEFR	\$ 5196	\$ 5196	\$ 4818	650 / 91
Consists of:					
Single Pedestal Desk					W D H
P-RV3672RP	P-RV3672LP	\$ 2475	\$ 2475	\$ 2304	72 36 29
Executive Bridge Top with Modesty Panel					48 24 29
P-RT2448BM	P-RT2448BM	\$ 768	\$ 768	\$ 696	
Single Pedestal Lateral File Credenza					72 24 29
P-RF2575LF	P-RF2575RF	\$ 1953	\$ 1953	\$ 1818	



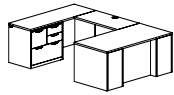
left shown

Shipped K/D
Optional center drawer - non-locking - Order separate
 P-RT1631CD (for P-RVEF_)
Desk - Full letter width pedestals - locking - Box/Box/File
 Specify Material & Finish/Edge/Pull/Desk Grommet/Lock Key
Bridge - Cable access top
 Specify Material & Finish/Edge
Credenza - Lateral file pedestal - locking
 Two drawers central locking with anti-tip interlock
 Only one drawer can be opened at a time
 Recessed modesty panel - cable access
 Cable access grommet standard in end panels
 Specify Material & Finish/Edge/Pull/Credenza Grommet/Lock Key

EZ : P-RVEF_VV_CV.WVMC.N.N.STD

Specify Material & Finish/Edge/Pull/Desk Grommet/Credenza Grommet/Lock Key

Executive Task Unit Multi-File					
left	right				
P-RVEML	P-RVEMR	\$ 5605	\$ 5605	\$ 5218	650 / 91
Consists of:					
Single Pedestal Desk					W D H
P-RV3672RP	P-RV3672LP	\$ 2475	\$ 2475	\$ 2304	72 36 29
Executive Bridge Top with Modesty Panel					48 24 29
P-RT2448BM	P-RT2448BM	\$ 768	\$ 768	\$ 696	
Single Multi-File Pedestal Credenza					72 24 29
P-RF2676LM	P-RF2676RM	\$ 2362	\$ 2362	\$ 2218	



left shown

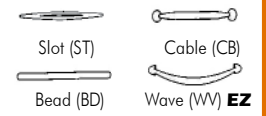
Shipped K/D
Optional center drawer - non-locking - Order separate
 P-RT1631CD (for P-RVEM_)
Desk - Full letter width pedestals - locking - Box/Box/File
 Specify Material & Finish/Edge/Pull/Desk Grommet/Lock Key
Bridge - Cable access top
 Specify Material & Finish/Edge
Credenza - Full pedestal - locking - Box/Box/File/Lateral File
 Recessed modesty panel - cable access
 Cable access grommet standard in end panels
 Specify Material & Finish/Edge/Pull/Credenza Grommet/Lock Key

EZ : P-RVEM_VV_CV.WVMC.N.N.STD

Specify Material & Finish/Edge/Pull/Desk Grommet/Credenza Grommet/Lock Key

SIN # 711-8, Laminate 711-2

Pull Option



Finger Pulls - FP
 Matte Black (MB) or
 Matte Chrome (MC) **EZ**

Grommets - \$100 upcharge

See page 140 for options & upcharges.

Lock Key Option

STD - random
 OMT - keyed alike - order lock core separately - see page 181

See Page **Page #**
 Center Drawers 180

Specify selections, left to right:

Base Model	Material & finish	Edge	Pulls	Desk Grommet	Credenza Grommet	Lock Key
P-RVEMR.	VVTC.	RD.	CBMB.	R.	C.	STD

SIN # 711-8, Laminate 711-2

RT, RF, RM & RV are Veneer or Laminate/Veneer
 LT & LM are Laminate
 T = 3/4 Pedestal w/Recessed Modesty
 F = Full Pedestal w/Recessed Modesty
 V = Full Pedestal w/Stepped Modesty

Material

VV - Veneer top & chassis
 HV - HPL top & veneer chassis
 LV - Laminate top & veneer chassis
 LL - Laminate top & chassis
 HL - HPL top & laminate chassis

Finish & Edges

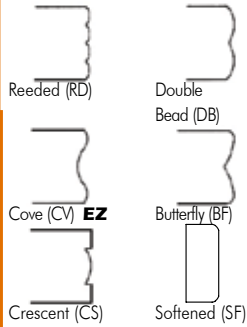
Veneer Only

Mahogany on Cherry	HC
Natural Cherry	NC
Traditional Cherry	TC
Golden Maple	GM
American Walnut	AW
Traditional Walnut	TW

Available in Veneer or Laminate

Cordovan Cherry	CC
Golden Cherry	GC
Java Cherry	JC
Light Cherry	LC
Shaker Cherry	KC
Clear Maple	CM
Harvest Maple	VM
Huntington Maple	UM
Natural Maple	NM
Brighton Walnut	BW
Columbian Walnut	CW
Empire Walnut	EW

Edge Detail - Veneer or Laminate



Available in HPL

Java Cherry	JC
Shaker Cherry	KC
Clear Maple	CM
Harvest Maple	VM
Huntington Maple	UM
Brighton Walnut	BW
Columbian Walnut	CW
Empire Walnut	EW

PVC Edge Detail - HPL

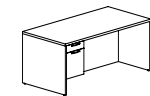


Description / Model	Veneer	HPL/ Veneer	Laminate/ Veneer	Laminate	HPL/ Laminate	Ship wt/ Cubes
3/4 Single Pedestal Desks						
Single Pedestal Desk						
left	right					
P-RT3672LP	P-RT3672RP	\$ 1997	\$ 1997	\$ 1826		300 / 54

P-LT3672LP	P-LT3672RP			\$ 1400	\$ 1600	300 / 54
-------------------	-------------------	--	--	---------	---------	----------

P-RT3066LP	P-RT3066RP	\$ 1881	\$ 1881	\$ 1748		295 / 42
-------------------	-------------------	---------	---------	---------	--	----------

P-LT3066LP	P-LT3066RP			\$ 1331	\$ 1531	295 / 42
-------------------	-------------------	--	--	---------	---------	----------



left shown

3/4 letter width pedestals - locking - Box/File

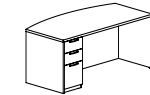
	W	D	H
3672_P	72	36	29
3066_P	66	30	29

EZ : P-RT-___-P_V-__-CV.WVMC.N.STD

Specify Material & Finish/Edge/Pull/Desk Grommet/Lock Key

Full Single Pedestal Desks						
Single Pedestal Desk with Bow Top						
left	right					
P-RF3773LP	P-RF3773RP	\$ 2680	\$ 2680	\$ 2449		325 / 54

P-LF3773LP	P-LF3773RP			\$ 1849	\$ 2126	325 / 54
-------------------	-------------------	--	--	---------	---------	----------



left shown

Full letter width pedestals - locking - Box/Box/File

W	D	H
72	36	29

EZ : P-RF3773_P_V-__-CV.WVMC.N.STD

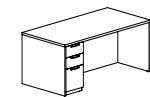
Specify Material & Finish/Edge/Pull/Desk Grommet/Lock Key

Single Pedestal Desk						
left	right					
P-RF3672LP	P-RF3672RP	\$ 2227	\$ 2227	\$ 2057		325 / 54

P-LF3672LP	P-LF3672RP			\$ 1644	\$ 1890	325 / 54
-------------------	-------------------	--	--	---------	---------	----------

P-RF3066LP	P-RF3066RP	\$ 2117	\$ 2117	\$ 1978		300 / 42
-------------------	-------------------	---------	---------	---------	--	----------

P-LF3066LP	P-LF3066RP			\$ 1575	\$ 1811	300 / 42
-------------------	-------------------	--	--	---------	---------	----------



left shown

Full letter width pedestals - locking - Box/Box/File

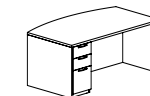
W	D	H	
3672_P	72	36	29
3066_P	66	30	29

EZ : P-RF-___-P_V-__-CV.WVMC.N.STD

Specify Material & Finish/Edge/Pull/Desk Grommet/Lock Key

Full Single Pedestal Desks Stepped Modesty Panel						
Single Pedestal Desk with Bow Top						
left	right					
P-RV4272LP	P-RV4272RP	\$ 3045	\$ 3045	\$ 2873		325 / 59

--	--	--	--	--	--	--



left shown

Full letter width pedestals - locking - Box/Box/File

W	D	H
72	42	29

EZ : P-RV4272_P_V-__-CV.WVMC.N.STD

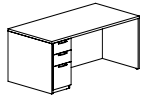
Specify Material & Finish/Edge/Pull/Desk Grommet/Lock Key

Specify selections, left to right:

Base Model Material & finish Edge Pulls Desk Grommet Lock Key

P-RV4272LP VVCC. RD. BDMC. R. STD

Description / Model	Veneer	HPL/ Veneer	Laminate/ Veneer	Ship wt/ Cubes	
Single Pedestal Desk left P-RV3672LP	right P-RV3672RP	\$ 2475	\$ 2475	\$ 2304	325 / 54
P-RV3066LP	P-RV3066RP	\$ 2363	\$ 2363	\$ 2224	300 / 42



left shown

Full letter width pedestals - locking - Box/Box/File

	W	D	H
3672_P	72	36	29
3066_P	66	30	29

EZ : P-RV ___ LPVW __ CV.WVMC.N.STD

Specify Material & Finish/Edge/Pull/Desk Grommet/Lock Key

Conference Extension

Description / Model	Veneer	HPL/ Veneer	Laminate/ Veneer	Ship wt/ Cubes
Conference Extension P-RT3672CE	\$ 1334	\$ 1334	\$ 1146	100 / 5



Use P-RT2337EP or P-LT2337EP (36" Panel) - **Order separately**

W	D
72	36

Use P-XO1010DB (4" Diameter Column) - **Order separately**
Grommet location options: C - Center or N - No grommet

EZ : P-RT3672CE.V __ CV.N

Specify Material & Finish/Edge/Grommet

Description / Model	Veneer	Laminate	HPL	Ship Wt / Cubes
Conference Extension Tops Conference Extension P-RM3684CE	\$ 1556			130 / 7
P-LM3684CE		\$ 1440	\$ 1498	130 / 7
P-RM3672CE	\$ 1334			120 / 5
P-LM3672CE		\$ 1146	\$ 1240	120 / 5
P-RM3666CE	\$ 1223			100 / 5
P-LM3666CE		\$ 1051	\$ 1137	100 / 5
P-RM3072CE	\$ 1113			100 / 5
P-LM3072CE		\$ 954	\$ 1034	100 / 5
P-RM3066CE	\$ 1019			100 / 3
P-LM3066CE		\$ 875	\$ 947	100 / 3
P-RM3060CE	\$ 926			100 / 3
P-LM3060CE		\$ 795	\$ 861	100 / 3



	W	D	
Use P-RM2337EP (for P-RM3684CE, P-RM3672CE or P-RM3666CE) or P-LM2337EP (for P-LM3684CE, P-LM3672CE or P-LM3666CE) - (36" End Panel) - Order separately	3684CE	36	84
	3672CE	36	72
	3666CE	36	66
Use P-RM2330EP (for P-RM3072CE, P-RM3066CE or P-RM3060CE), & P-LM2330EP (for P-LM3072CE, P-LM3066CE or P-LM3060CE) (30" End Panel) - Order separately	3072CE	30	72
	3066CE	30	66
	3060CE	30	60

Order separately - P-XO1010DB (4" Diameter Column), Optional Modesty Panel

P-RM8400MP (for P-RM3684CE), P-LM8400MP (for P-LM3684CE), P-RM7200MP (for P-RM3672CE or P-RM3072CE), P-LM7200MP (for P-LM3672CE or P-LM3072CE), P-RM6600MP (for P-RM3666CE or P-RM3066CE), P-LM6600MP (for P-LM3666CE or P-LM3066CE) and P-RM6000MP (for P-RM3060CE or P-LM6000MP (for P-LM3060CE)

Grommets: C - Center or N - None - \$100 upcharge

EZ : P-RM ___ CE.V __ CV.N

Specify Material & Finish/Edge/Grommet

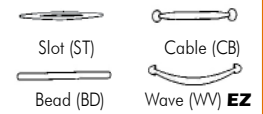
Specify selections, left to right:

Base Model Material & finish Edge Grommet

P-RT3672CE. VKC. SF. C

SIN # 711-8, Laminate 711-2

Pull Option



Finger Pulls - FP

Matte Black (MB) or
Matte Chrome (MC) **EZ**

Grommets - \$100 upcharge
Conference Extensions Tops

C - Center or N - None

Desk grommet options

L - Left, R - Right, B - Both or
N - None (see page 140)

Lock Key Option

STD - random

OMT - keyed alike - order lock
core separately - see page 181

See Page

See Page	Page #
End Panel	157
Modesty Panel	157
Drum Base	157

SIN # 711-8, Laminate 711-2

RM & RT are Veneer
LM & LT are Laminate

Material

V - Veneer top
L - Laminate top
H - HPL top

Finish & Edges

Veneer Only

Mahogany on Cherry	HC
Natural Cherry	NC
Traditional Cherry	TC
Golden Maple	GM
American Walnut	AW
Traditional Walnut	TW

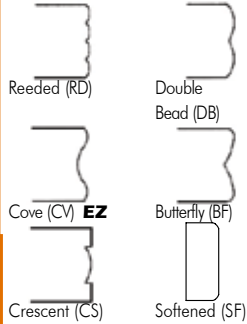
Available in Veneer or

Laminate

Cordovan Cherry	CC
Golden Cherry	GC
Java Cherry	JC
Light Cherry	LC
Shaker Cherry	KC
Clear Maple	CM
Harvest Maple	VM
Huntington Maple	UM
Natural Maple	NM
Brighton Walnut	BW
Columbian Walnut	CW
Empire Walnut	EW

Edge Detail - Veneer or

Laminate



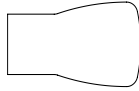
Available in HPL

Java Cherry	JC
Shaker Cherry	KC
Clear Maple	CM
Harvest Maple	VM
Huntington Maple	UM
Brighton Walnut	BW
Columbian Walnut	CW
Empire Walnut	EW

PVC Edge Detail - HPL



Description / Model	Veneer	Laminate	HPL	Ship Wt / Cubes
Peninsula Tops				
Peninsula Conference Top				
P-RM3072PT	\$ 1469			130 / 5
P-LM3072PT		\$ 1361	\$ 1415	130 / 5
P-RM3066PT	\$ 1419			130 / 4
P-LM3066PT		\$ 1308	\$ 1364	130 / 4



Top only - **Attaches to 24" return surfaces**
Use with P-RM2330EP & P-LM2330EP (30" End Panel) - **Order separately**

3072PT	72	30 - 42
3066PT	66	30 - 42

P-XO1010DB (4" Diameter Column) - Order separately

Optional Modesty Panel Order separately

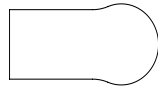
P-RM7200MP (for P-RM3072PT), P-LM7200MP (for P-LM3072PT) and P-RM6600MP (for P-RM3066PT) or P-LM6600MP (for P-LM3066PT)

Grommets: C - Center or N - None - \$100 upcharge

EZ : P-RM30 __PT.V __.CV.N

Specify Material & Finish/Edge/Grommet

Key Hole Tops				
Key Hole Top				
P-RM3684KT	\$ 1817			130 / 7
P-LM3684KT		\$ 1684	\$ 1751	130 / 7
P-RM3672KT	\$ 1444			120 / 5
P-LM3672KT		\$ 1337	\$ 1391	120 / 5
P-RM3666KT	\$ 1320			100 / 5
P-LM3666KT		\$ 1222	\$ 1271	100 / 5
P-RM3084KT	\$ 1686			130 / 5
P-LM3084KT		\$ 1559	\$ 1623	130 / 5
P-RM3072KT	\$ 1352			120 / 4
P-LM3072KT		\$ 1250	\$ 1301	120 / 4
P-RM3066KT	\$ 1251			100 / 4
P-LM3066KT		\$ 1158	\$ 1205	100 / 4



Use P-RM2337EP (for P-RM3684KT, P-RM3672KT, or P-RM3666KT) & P-LM2337EP (for P-LM3684KT, P-LM3672KT or P-LM3666KT) - (36" End Panel) - **Order separately**

3684KT	84	36 - 42
3672KT	72	36 - 42
3666KT	66	36 - 42

Use P-RM2330EP (for P-RM3084KT, P-RM3072KT or P-RM3066KT), & P-LM2330EP (for P-LM3084KT, P-LM3072KT or P-LM3066KT) - (30" End Panel) - **Order separately**

3084KT	84	30 - 42
3072KT	72	30 - 42
3066KT	66	30 - 42

Order separately - P-XO1010DB (4" Diameter Column), Optional Modesty Panel

P-RM8400MP (for P-RM3684KT or P-RM3084KT) or P-LM8400MP (for P-LM3684KT or P-LM3084KT), P-RM7200MP (for P-RM3672KT or P-RM3072KT) or P-LM7200MP (for P-LM3672KT or P-LM3072KT) and P-RM6600MP (for P-RM3666KT or P-RM3066KT) or P-LM6600MP (for P-LM3666KT or P-LM3066KT)

Grommets: C - Center or N - None - \$100 upcharge

EZ : P-RM __ __KT.V __.CV.N

Specify Material & Finish/Edge/Grommet

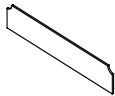
Specify selections, left to right:

Base Model Material & finish Edge Grommet

P-LM3684KT. HCM. RG. N

Description / Model	Veneer	Laminate	Ship wt/ Cubes
P-Top Modesty Panels Optional P-Top Modesty Panel			
P-RM8400MP	\$ 582		30 / 2
P-LM8400MP		\$ 537	30 / 2
P-RM7200MP	\$ 533		25 / 2
P-LM7200MP		\$ 495	25 / 2
P-RM6600MP	\$ 512		20 / 2
P-LM6600MP		\$ 476	20 / 2
P-RM6000MP	\$ 492		15 / 2
P-LM6000MP		\$ 457	15 / 2

SIN # 711-8, Laminate 711-2
Grommets - \$100 upcharge
Peninsula Conference Tops or Key Hole Tops
 C - Center or N - None



P-_M8400MP - Use with 84" Key Hole and Conference Extension Top units
 8400MP 63 3/4 12
P-_M7200MP - Use with 72" Key Hole and Conference Extension Top units
 7200MP 51 3/4 12
 6600MP 45 3/4 12
P-_M6600MP - Use with 66" Key Hole and Conference Extension Top units or
 6000MP 39 3/4 12
P-_M6000MP - Use with 60" Key Hole and Conference Extension Top units

EZ : P-RM___MPV__

Specify Material & Finish

End Panels			
End Panel			
P-RM2330EP	\$ 439		40 / 3
P-LM2330EP		\$ 408	40 / 3
P-RM2337EP	\$ 471		45 / 3
P-LM2337EP		\$ 437	45 / 3



Use with Conference Extension and Key Hole Tops units only
 2330EP 30 3/4 27 7/8
 2337EP 36 3/4 27 7/8

EZ : P-RM23 __EPV__

Specify Material & Finish

End Panel			
P-RT2330EP	\$ 423		75 / 1.4
P-LT2330EP		\$ 376	75 / 1.4
P-RT2337EP	\$ 437		75 / 1.7
P-LT2337EP		\$ 359	75 / 1.7



Cable access in panel
 Use with Conference Extension or Key Hole tops only
 2330EP 30 1 27 7/8
 2337EP 36 1 27 7/8

EZ : P-RT23 __EPV__

Specify Material & Finish

End Panel			
P-XO1010DB	\$ 365		20 / 1



Metal Finishes: Black (BL) or Alloy (AL)
D 4 **H** 27 3/4

EZ : P-XO1010DB.__

Specify Metal Finish

SIN# 711-9

Specify selections, left to right:
 Base Model Material & finish

P-RT2330EP. VAW

See Page	Page #
End Panel	157
Modesty Panel	157
Drum Base	157

**SIN # 711-8, Laminate
711-2**

RM, RF & RT are Veneer
LM, LF & LT are Laminate

Material

V - Veneer top
L - Laminate top
H - HPL top

Finish & Edges

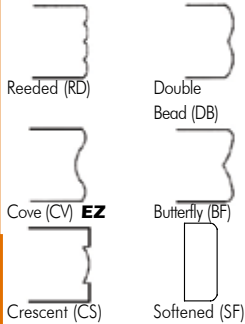
Veneer Only

Mahogany on Cherry	HC
Natural Cherry	NC
Traditional Cherry	TC
Golden Maple	GM
American Walnut	AW
Traditional Walnut	TW

Available in Veneer or Laminate

Cordova Cherry	CC
Golden Cherry	GC
Java Cherry	JC
Light Cherry	LC
Shaker Cherry	KC
Clear Maple	CM
Harvest Maple	VM
Huntington Maple	UM
Natural Maple	NM
Brighton Walnut	BW
Columbian Walnut	CW
Empire Walnut	EW

Edge Detail - Veneer or Laminate



Available in HPL

Java Cherry	JC
Shaker Cherry	KC
Clear Maple	CM
Harvest Maple	VM
Huntington Maple	UM
Brighton Walnut	BW
Columbian Walnut	CW
Empire Walnut	EW

PVC Edge Detail - HPL



Description / Model	Veneer	Laminate	Ship wt/ Cubes
Wing End Panel			
P-RM2400WE	\$ 392		15 / 1
P-LM2400WE		\$ 365	15 / 1
P-RM3000WE	\$ 439		17 / 1.7
P-LM3000WE		\$ 408	17 / 1.7
P-RM3600WE	\$ 492		19 / 2
P-LM3600WE		\$ 457	19 / 2
P-RM4200WE	\$ 653		19 / 2.3
P-LM4200WE		\$ 605	19 / 2.3
P-RM4800WE	\$ 715		19 / 2.6
P-LM4800WE		\$ 663	19 / 2.6



Use as side support when creating single pedestal credenza - (desks use wing assembly)
Kneespace modesty panel will butt up against wing end

	W	D	H
2400WE	3/4	23 1/4	27 7/8
3000WE	3/4	29 1/4	27 7/8
3600WE	3/4	35 1/4	27 7/8
4200WE	3/4	41 1/4	27 7/8
4800WE	3/4	47 1/4	27 7/8

EZ : P-RM____WE.V__

Specify Material & Finish

Description / Model	Veneer	HPL	Laminate	Ship wt/ Cubes
Bridges				
Executive Bridge Top				
P-RT2448EB	\$ 482	\$ 482	\$ 402	50 / 3
P-RT2442EB	\$ 455	\$ 455	\$ 367	50 / 2
P-RT2436EB	\$ 414			75 / 2
P-LT2436EB		\$ 396	\$ 345	75 / 2
P-RT2042EB	\$ 455	\$ 455	\$ 367	50 / 2



Cable access in top
Comfort curve cut out on P-RT2042EB
P-RT2648MP (for P-RT2448EB),
P-RT2642MP (for P-RT2442EB),
P-RT2642MP (for P-RT2042EB),
P-RT2636MP (for P-RT2436EB) or
P-LT2636MP (for P-LT2436EB)

	W	D	H
2448EB	48	24	29
2442EB	42	24	29
2436EB	36	24	29
2042EB	42	24	29

P-RT2042EB

EZ : P-RT____EB.V__CV


Specify Material & Finish/Edge

Specify selections, left to right:

Base Model Material & finish Edge

P-LT2436EB. LLC. CS

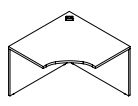
Description / Model	Veneer	HPL/ Veneer	Laminate/ Veneer	Laminate	HPL/ Laminate	Ship wt/ Cubes
Modesty Panels						
Modesty Panel						
P-RT2648MP	\$ 337					45 / 3
P-LT2648MP				\$ 280		45 / 3
P-RT2642MP	\$ 295					45 / 3
P-LT2642MP				\$ 245		45 / 3
P-RT2636MP	\$ 254					45 / 2
P-LT2636MP				\$ 212		45 / 2

	P-RT2448EB (for P-RT2648MP)				W	D	H
	P-RT2442EB (for P-RT2642MP),			2648MP	48	1	27 ⁷ / ₈
	P-RT2042EB (for P-RT2642MP),			2642MP	42	1	27 ⁷ / ₈
	P-RT2436EB (for P-RT2636MP) or			2636MP	36	1	27 ⁷ / ₈
	P-LT2436EB (for P-LT2636MP)						

EZ : P-RT26 __MPV__

Specify Material & Finish

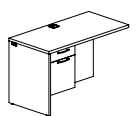
Corner Units						
Corner Unit						
P-RT4242CU	\$ 1670	\$ 1670	\$ 1320			110 / 30
P-LT4242CU				\$ 1290	\$ 1483	110 / 30
P-RT3636CU	\$ 1501	\$ 1501	\$ 1185			95 / 22
P-LT3636CU				\$ 1158	\$ 1332	95 / 22

	Cable access in top and modesty				W	D	H
				4242CU	42	42	29
				3636CU	36	36	29

EZ : P-RT ___CU.WV__CV

Specify Material & Finish/Edge

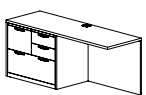
Returns						
Return						
left	right					
P-RT2448LR	P-RT2448RR	\$ 1541	\$ 1541	\$ 1449		100 / 25
P-LT2448LR	P-LT2448RR				\$ 1190	\$ 1369
						100 / 25

	3/4 letter width pedestal - locking - Box/File				W	D	H
	Cable access in top				48	24	29
	EZ : P-RT2448_R.WV__CV.WVMC.STD						

left shown

Specify Material & Finish/Edge/Pull/Lock Key

Executive Height Multi-File Return						
left	right					
P-RF2375LM	P-RF2375RM	\$ 2290	\$ 2290	\$ 2150		200 / 34
P-LF2375LM	P-LF2375RM				\$ 1836	\$ 2111
						200 / 34

	Full letter width pedestal - locking - Box/Box/File/Lateral File				W	D	H
	Cable access in top and modesty panel				72	24	29
	EZ : P-RF2375_M.WV__CV.WVMC.STD						

left shown

Specify Material & Finish/Edge/Pull/Lock Key

Specify selections, left to right:
Base Model Material & finish Edge

P-RT3636CU. VVNC. DB

SIN # 711-8, Laminate 711-2

RT & RF Veneer or Laminate/Veneer
 LT & LF are Laminate
 F= Full Pedestal w/Recessed Modesty
 T = 3/4 Pedestal w/Recessed Modesty

Material

VV - Veneer top & chassis
 HV - HPL top & veneer chassis
 LV - Laminate top & veneer chassis
 LL - Laminate top & chassis
 HL - HPL top & laminate chassis

Finish & Edges

Veneer Only

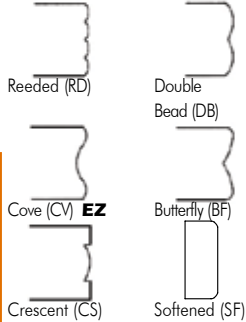
Mahogany on Cherry	HC
Natural Cherry	NC
Traditional Cherry	TC
Golden Maple	GM
American Walnut	AW
Traditional Walnut	TW

Available in Veneer or

Laminate

Cordovan Cherry	CC
Golden Cherry	GC
Java Cherry	JC
Light Cherry	LC
Shaker Cherry	KC
Clear Maple	CM
Harvest Maple	VM
Huntington Maple	UM
Natural Maple	NM
Brighton Walnut	BW
Columbian Walnut	CW
Empire Walnut	EW


Edge Detail - Veneer or Laminate



Available in HPL

Java Cherry	JC
Shaker Cherry	KC
Clear Maple	CM
Harvest Maple	VM
Huntington Maple	UM
Brighton Walnut	BW
Columbian Walnut	CW
Empire Walnut	EW

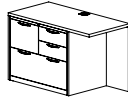
PVC Edge Detail - HPL



Description / Model

Executive Height Multi-File Return

left	right					
P-RF2347LM	P-RF2347RM	\$ 1995	\$ 1995	\$ 1893		175 / 25
P-LF2347LM	P-LF2347RM			\$ 1699	\$ 1954	175 / 25



left shown

Full letter width pedestal - locking - Box/Box/File/Lateral File
 Cable access in top and modesty panel

W	D	H
48	24	29

EZ : P-RF2347_M.WV__CV.WVMC.STD

Specify Material & Finish/Edge/Pull/Lock Key

Executive Height Multi-File Return

left	right					
P-RF2448LR	P-RF2448RR	\$ 1662	\$ 1662	\$ 1566		150 / 25
P-LF2448LR	P-LF2448RR			\$ 1344	\$ 1546	150 / 25



left box/box/file shown

Full letter width pedestal - locking -
Specify (3) for Box/Box/File (EZ) or (2) for File/File
 Cable access in top and modesty panel

W	D	H
48	24	29

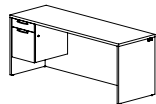
EZ : P-RF2448_R.VV__CV.3.WVMC.STD

Specify Material & Finish/Edge/Pedestal/Pull/Lock Key

Single Pedestal Credenzas

Single Pedestal Credenza

left	right					
P-RT2472LP	P-RT2472RP	\$ 1606	\$ 1606	\$ 1479		250 / 34
P-LT2472LP	P-LT2472RP			\$ 1261	\$ 1450	250 / 34



left box/box/file shown

3/4 letter width pedestal - locking - Box/File
 Recessed modesty panel - cable access
 Cable access grommet standard in end panels

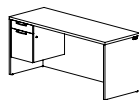
W	D	H
72	24	29

EZ : P-RT2472_PV__CV.WVMC.N.STD

Specify Material & Finish/Edge/Pull/Credenza Grommet/Lock Key

Single Pedestal Credenza

left	right					
P-RT2466LP	P-RT2466RP	\$ 1587	\$ 1587	\$ 1473		250 / 31
P-LT2466LP	P-LT2466RP			\$ 1193	\$ 1372	250 / 31



left shown

3/4 letter width pedestal - locking - Box/File
 Recessed modesty panel - cable access
 Cable access grommet standard in end panels

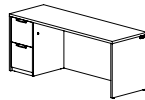
W	D	H
66	24	29

EZ : P-RT2466_PV__CV.WVMC.N.STD

Specify Material & Finish/Edge/Pull/Credenza Grommet/Lock Key

Single Pedestal Credenza

left	right					
P-RF2472LP	P-RF2472RP	\$ 1681	\$ 1681	\$ 1553		250 / 34
P-LF2472LP	P-LF2472RP			\$ 1463	\$ 1683	250 / 34



left shown

Full letter width pedestal - locking - File/File
 Recessed modesty panel - cable access
 Cable access grommet standard in end panels

W	D	H
72	24	29

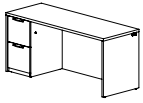
EZ : P-RF2472_PV__CV.WVMC.N.STD

Specify Material & Finish/Edge/Pull/Credenza Grommet/Lock Key

Specify selections, left to right:

Base Model	Material & finish	Edge	Pulls	Credenza Grommet	Lock Key
P-RT2472LP	VVCC.	CV.	BDMC.	L.	OMT

Description / Model	Veneer	HPL/ Veneer	Laminate/ Veneer	Laminate	HPL/ Laminate	Ship wt/ Cubes
Single Pedestal Credenza						
left	right					
P-RF2466LP	P-RF2466RP	\$ 1661	\$ 1661	\$ 1532		250 / 31
P-LF2466LP	P-LF2466RP			\$ 1444	\$ 1660	250 / 31



left shown

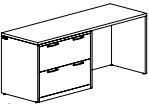
Full letter width pedestal - locking - File/File
 Recessed modesty panel - cable access
 Cable access grommet standard in end panels

W	D	H
66	24	29

EZ : P-RF2466_P.W_ _CV.WVMC.N.STD

Specify Material & Finish/Edge/Pull/Credenza Grommet/Lock Key

Description / Model	Veneer	HPL/ Veneer	Laminate/ Veneer	Laminate	HPL/ Laminate	Ship wt/ Cubes
Single Pedestal Lateral File Credenza						
left	right					
P-RF2575LF	P-RF2575RF	\$ 1953	\$ 1953	\$ 1818		200 / 34
P-LF2575LF	P-LF2575RF			\$ 1775	\$ 2041	200 / 34



left shown

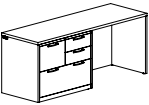
Full pedestal - locking - lateral file
 Two drawers central locking with anti-tip interlock
 Only one drawer can be opened at a time
 Recessed modesty panel - cable access
 Cable access grommet standard in end panels

W	D	H
72	24	29

EZ : P-RF2575_F.W_ _CV.WVMC.N.STD

Specify Material & Finish/Edge/Pull/Credenza Grommet/Lock Key

Description / Model	Veneer	HPL/ Veneer	Laminate/ Veneer	Laminate	HPL/ Laminate	Ship wt/ Cubes
Single Multi-File Pedestal Credenza						
left	right					
P-RF2676LM	P-RF2676RM	\$ 2362	\$ 2362	\$ 2218		220 / 34
P-LF2676LM	P-LF2676RM			\$ 1959	\$ 2253	220 / 34



left shown

Full pedestal - locking - Box/Box/File/Lateral File
 Recessed modesty panel - cable access
 Cable access grommet standard in end panels

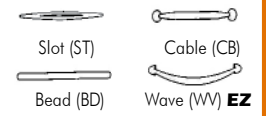
W	D	H
72	24	29

EZ : P-RF2676_M.VV_ _CV.WVMC.N.STD

Specify Material & Finish/Edge/Pull/Credenza Grommet/Lock Key

SIN # 711-8, Laminate 711-2

Pull Option



Finger Pulls - FP

Matte Black (MB) or
 Matte Chrome (MC) **EZ**

Grommets - \$100 upcharge

See page 140 for options & upcharges.

Lock Key Option

STD - random
 OMT - keyed alike - order lock core separately - see page 181

Specify selections, left to right:

Base Model	Material & finish	Edge	Pulls	Credenza Grommet	Lock Key
P-LF2575RF.	LLNM.	CS.	WVMC.	B.	STD

**SIN # 711-8, Laminate
711-2**

RM is Veneer
LM is Laminate

Material

W - Veneer top & chassis
LL - Laminate top & chassis

Finish & Edges

Veneer Only

Mahogany on Cherry	HC
Natural Cherry	NC
Traditional Cherry	TC
Golden Maple	GM
American Walnut	AW
Traditional Walnut	TW

Available in Veneer or

Laminate

Cordovan Cherry	CC
Golden Cherry	GC
Java Cherry	JC
Light Cherry	LC
Shaker Cherry	KC
Clear Maple	CM
Harvest Maple	VM
Huntington Maple	UM
Natural Maple	NM
Brighton Walnut	BW
Columbian Walnut	CW
Empire Walnut	EW

Description / Model	Wood Doors	Laminate Doors	Frosted Glass	Aluma Doors
---------------------	------------	----------------	---------------	-------------

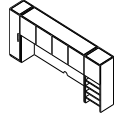
Ship Wt / Cubes

Sample Typical Upper Bookcases

Sample Typical 102" Upper Bookcase

102" Upper Bookcase-Veneer	\$ 4395	\$ 5228	\$ 5223
-----------------------------------	---------	---------	---------

102" Upper Bookcase-Laminate	\$ 3744	\$ 4517	\$ 4487
-------------------------------------	---------	---------	---------



Hinged door storage cabinet
Cable access in back panel
36" Tasklight

W	D	H
102	16	42

Cabinet height above worksurface 25"

P-_M1612UL not available with aluma doors

Optional Tackboard - Order separate

P-AT2270TB

Optional cabinet top - Order separate

P-RM16102CT, P-LM16102CT

Aluma Doors - P-RM1672UB & P-RM1618UL / **Wood door** P-RM1612UR or

Aluma Doors - P-LM1672UB & P-LM1618UL / **Laminate door** P-LM1612UR

Shipped K/D

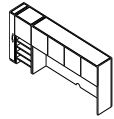
Designate R (Veneer) or L (Laminate) ex P-RM1672UB

Specify Material & Finish/Pull/Doors

Sample Typical 96" Upper Bookcase

96" Upper Bookcase-Veneer	\$ 4274	\$ 5010	\$ 5102
----------------------------------	---------	---------	---------

96" Upper Bookcase-Laminate	\$ 3629	\$ 4312	\$ 4372
------------------------------------	---------	---------	---------



Hinged door storage cabinet
Cable access in back panel
36" Tasklight

W	D	H
96	16	42

Cabinet height above worksurface 25"

P-_M1606UL available in wood or laminate only

Optional Tackboard - Order separate

P-AT2270TB

Optional cabinet top - Order separate

P-RM1696CT, P-LM1696CT

Shipped K/D

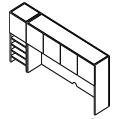
Designate R (Veneer) or L (Laminate) ex P-RM1672UB

Specify Material & Finish/Pull/Doors

Sample Typical 90" Upper Bookcase

90" Upper Bookcase-Veneer	\$ 3221	\$ 3957	\$ 4049
----------------------------------	---------	---------	---------

90" Upper Bookcase-Laminate	\$ 2656	\$ 3339	\$ 3399
------------------------------------	---------	---------	---------



Hinged door storage cabinet
Cable access in back panel
36" Tasklight

W	D	H
90	16	42

Cabinet height above worksurface 25"

Optional Tackboard - Order separate

P-AT2270TB

Optional cabinet top - Order separate

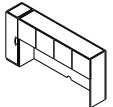
P-RM1690CT, P-LM1690CT

Shipped K/D

Designate R (Veneer) or L (Laminate) ex P-RM1618UL

Specify Material & Finish/Doors

Description / Model	Wood Doors	Laminate Doors	Frosted Glass	Aluma Doors	Ship Wt / Cubes
Sample Typical 84" Upper Bookcase					
84" Upper Bookcase-Veneer	\$ 3283		\$ 3969	\$ 3877	
84" Upper Bookcase-Laminate		\$ 2713	\$ 3350	\$ 3307	

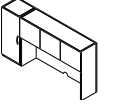
 <p>Consists of: P_M1672UB P_M1612UL</p>	Hinged door storage cabinet	W	D	H
	Cable access in back panel	84	16	42
	36" Tasklight			

Cabinet height above worksurface 25"
P_M1612UL not available with aluma doors
Aluma Doors - P-RM1672UB / **Wood door** P-RM1612UL or
Aluma Doors - P-LM1672UB / **Laminate door** P-LM1612UL
Optional Tackboard - Order separate P-AT2270TB
Optional cabinet top - Order separate P-RM1684CT or P-LM1684CT
Shipped K/D

Designate R (Veneer) or L (Laminate) ex P-RM1672UB

Specify Material & Finish/Pull/Doors

Description / Model	Wood Doors	Laminate Doors	Frosted Glass	Aluma Doors	Ship Wt / Cubes
Sample Typical 78" Upper Bookcase					
78" Upper Bookcase-Veneer	\$ 3095		\$ 3657	\$ 3541	
78" Upper Bookcase-Laminate		\$ 2669	\$ 3191	\$ 3115	

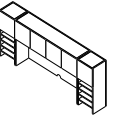
 <p>Consists of: P_M1660UB P_M1418UL</p>	Hinged door storage cabinet	W	D	H
	Cable access in back panel	78	16	42
	36" Tasklight			

Cabinet height above worksurface 25"
Aluma Doors - P-RM1660UB / **Wood door** P-RM1418UL or
Aluma Doors - P-LM1660UB / **Laminate door** P-LM1418UL
Optional Tackboard - Order separate P-AT2258TB
Optional cabinet top - Order separate P-RM1678CT or P-LM1678CT
Shipped K/D

Designate R (Veneer) or L (Laminate) ex P-RM1660UB

Specify Material & Finish/Pull/Doors

Upper Bookcases					
Upper Bookcases					
P-RM16108UB	\$ 4333		\$ 5215	\$ 5394	410 / 61
P-LM16108UB		\$ 3687	\$ 4507	\$ 4536	410 / 61





 <p>Consists of: P_M1672UB P_M1618UL P_M1618UR</p>	Hinged door storage cabinet	W	D	H
	Cable access in back panel	108	16	42
	36" Tasklight			

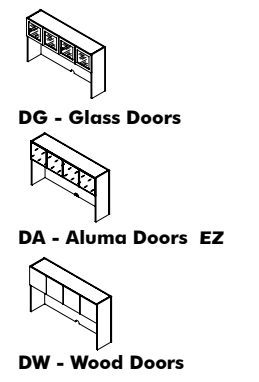
Cabinet height above worksurface 25"
Optional Tackboard - Order separate P-AT2270TB (for P-RM16108UB & P-LM16108UB)
Optional cabinet top - Order separate P-RM16108CT (for P-RM16108UB), P-LM16108CT (for P-LM16108UB)
Shipped K/D

Designate R (Veneer) or L (Laminate) ex P-RM1672UB

EZ : P-RM16108UB.VV__DA

Specify Material & Finish/Doors

SIN # 711-8, Laminate 711-2
Pull Option
 Slot (ST)  Cable (CB)
 Bead (BD)  Wave (WV) **EZ**
Finger Pulls - FP
Matte Black (MB) or
Matte Chrome (MC) **EZ**



DW Door Options on LM models use Laminate instead of Wood

See Page	Page #
Tackboard	464
Cabinet Top	171

Specify selections, left to right:
Base Model Material & finish Doors

P-RM16108UB. LLJC. DW

SIN # 711-8, Laminate 711-2

RM & RT are Veneer
LM & LT are Laminate

Material

W - Veneer top & chassis
LL - Laminate top & chassis

Finish & Edges

Veneer Only

Mahogany on Cherry	HC
Natural Cherry	NC
Traditional Cherry	TC
Golden Maple	GM
American Walnut	AW
Traditional Walnut	TW

Available in Veneer or

Laminate

Cordovan Cherry	CC
Golden Cherry	GC
Java Cherry	JC
Light Cherry	LC
Shaker Cherry	KC
Clear Maple	CM
Harvest Maple	VM
Huntington Maple	UM
Natural Maple	NM
Brighton Walnut	BW
Columbian Walnut	CW
Empire Walnut	EW

Description / Model	Veneer	Laminate	Ship wt / Cubes
Upper Bookcase P-RT1672UB	\$ 2109		210 / 45
P-LT1672UB		\$ 1625	210 / 45



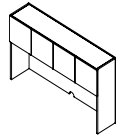
Hinged door storage cabinet
Cable access in back panel
36" Tasklight
Cabinet height above worksurface 25"
Optional Tackboard - Order separate
P-AT2270TB (for P-RT1672UB & P-LT1672UB)

W	D	H
72	16	42

EZ : P-RT1672UB.VV_ _

Specify Material & Finish

Description / Model	Wood Doors	Laminate Doors	Frosted Glass	Aluma Doors	Wood/Frosted	Wood/Aluma	Ship Wt / Cubes
Upper Bookcase P-RM1672UB	\$ 2109		\$ 2698	\$ 2703	\$ 2574	\$ 2574	210 / 45
P-LM1672UB		\$ 1625	\$ 2172	\$ 2219	\$ 2058	\$ 2058	210 / 45
P-RM1666UB	\$ 2012		\$ 2601	\$ 2606	\$ 2477	\$ 2477	210 / 36
P-LM1666UB		\$ 1600	\$ 2148	\$ 2194	\$ 2033	\$ 2033	210 / 36



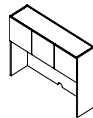
Hinged door storage cabinet
Cable access in back panel
36" Tasklight
Cabinet height above worksurface 25"
Optional Tackboard - Order separate
P-AT2270TB (for P-RM1672UB & P-LM1672UB)
P-AT2264TB (for P-RM1666UB & P-LM1666UB)
Optional cabinet top - Order separate
P-RM1672CT (for P-RM1672UB), P-LM1672CT (for P-LM1672UB),
P-RM1666CT (for P-RM1666UB) or P-LM1666CT (for P-LM1666UB)

W	D	H
1672UB 72	16	42
1666UB 66	16	42

EZ : P-_M16_ _UB.VV_ _DW

Specify Material & Finish/Doors

Upper Bookcase P-RM1660UB	\$ 1915	\$ 2357	\$ 2361	200 / 32	
P-LM1660UB		\$ 1576	\$ 1987	\$ 2022	200 / 32
P-RM1654UB	\$ 1818	\$ 2260	\$ 2265	195 / 25	
P-LM1654UB		\$ 1554	\$ 1964	\$ 2000	195 / 25
P-RM1648UB	\$ 1722	\$ 2164	\$ 2168	185 / 22	
P-LM1648UB		\$ 1531	\$ 1942	\$ 1977	185 / 22
P-RM1642UB	\$ 1626	\$ 2068	\$ 2072	185 / 19	
P-LM1642UB		\$ 1508	\$ 1919	\$ 1954	185 / 19



Hinged door storage cabinet
Cable access in back panel
36" Tasklight included on P-_M1660UB
Cabinet height above worksurface 25"
Optional Tackboard - Order separate -
P-AT2258TB (for P-RM1660UB & P-LM1660UB)
P-AT2252TB (for P-RM1654UB & P-LM1654UB)
P-AT2246TB (for P-RM1648UB & P-LM1648UB)
P-AT2240TB (for P-RM1642UB & P-LM1642UB)
Optional cabinet top - Order separate
P-RM1660CT (for P-RM1660UB), P-LM1660CT (for P-LM1660UB),
P-RM1654CT (for P-RM1654UB), P-LM1654CT (for P-LM1654UB),
P-RM1648CT (for P-RM1648UB), P-LM1648CT (for P-LM1648UB),
P-RM1642CT (for P-RM1642UB) or P-LM1642CT (for P-LM1642UB)

W	D	H
1660UB 60	16	42
1654UB 54	16	42
1648UB 48	16	42
1642UB 42	16	42

EZ : P-RM16_ _UB.VV_ _DA

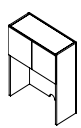
Specify Material & Finish/Doors

Specify selections, left to right:

Base Model Material & finish Doors

P-RM1672UB. VVNM. DB

Description / Model	Wood Doors	Laminate Doors	Frosted Glass	Aluma Doors	Ship Wt / Cubes
Upper Bookcase P-RM1636UB	\$ 1458		\$ 1753	\$ 1755	120 / 16
P-LM1636UB		\$ 1352	\$ 1626	\$ 1649	120 / 16
P-RM1630UB	\$ 1289		\$ 1584	\$ 1739	120 / 13
P-LM1630UB		\$ 1194	\$ 1469	\$ 1633	120 / 13



Hinged door storage cabinet
 Cable access in back panel
 Cabinet height above worksurface 25"

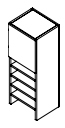
	W	D	H
1636UB	36	16	42
1630UB	30	16	42

Optional Tackboard - Order separate
 P-AT2234TB (for P-RM1636UB & P-LM1636UB)
 P-AT2228TB (for P-RM1630UB & P-LM1630UB)
Optional cabinet top - Order separate
 P-RM1636CT (for P-RM1636UB), P-LM1636CT (for P-LM1636UB),
 P-RM1630CT (for P-RM1630UB) or P-LM1630CT (for P-LM1630UB)

EZ : P_ M16 __ UB_ VV __ DA

Specify Material & Finish/Doors

Upper Bookcase					
left	right				
P-RM1618UL	P-RM1618UR	\$ 1112	\$ 1259	\$ 1346	100 / 9
P-LM1618UL	P-LM1618UR	\$ 1031	\$ 1167	\$ 1180	100 / 9



left shown

P_ M1618UL - Hinged door left storage cabinet
P_ M1618UR - Hinged door right storage cabinet
 Cable access in back panel
 4 removable shelves
Optional cabinet top - Order separate
 P-RM1618CT (for P-RM1618U_) or P-LM1618CT (for P-LM1618U_)

	W	D	H
	18	16	42

EZ : P-RM1618U_ VV __ DA

Specify Material & Finish/Doors

SIN # 711-8, Laminate 711-2



DG - Glass Doors



DA - Aluma Doors EZ



DW - Wood Doors



DB - Wood/Glass Set (Wood on 2 outer doors & Glass on 2 inner doors)



DC - Wood/Aluma Set (Wood on 2 outer doors & Aluma on 2 inner doors)

DB, DC & DW Door Options on LM models use Laminate instead of Wood

See Page	Page #
Tackboard	463,464
Cabinet Top	171

Specify selections, left to right:

Base Model Material & finish Doors

P-RM1636UB. VVVM. DA

**SIN # 711-8, Laminate
711-2**

RM is Veneer
LM is Laminate

Material

W - Veneer top & chassis
LL - Laminate top & chassis

Finish & Edges

Veneer Only

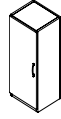
Mahogany on Cherry	HC
Natural Cherry	NC
Traditional Cherry	TC
Golden Maple	GM
American Walnut	AW
Traditional Walnut	TW

Available in Veneer or

Laminate

Cordovan Cherry	CC
Golden Cherry	GC
Java Cherry	JC
Light Cherry	LC
Shaker Cherry	KC
Clear Maple	CM
Harvest Maple	VM
Huntington Maple	UM
Natural Maple	NM
Brighton Walnut	BW
Columbian Walnut	CW
Empire Walnut	EW

Description / Model	Wood Doors	Laminate Doors	Frosted Glass	Aluma Doors	Ship Wt / Cubes
Upper Bookcase left right					
P-RM1418UL P-RM1418UR	\$ 1180		\$ 1300		100 / 9
P-LM1418UL P-LM1418UR		\$ 1093	\$ 1204		100 / 9



left shown

P-_M1418UL - Hinged door left storage cabinet
P-_M1418UR - Hinged door right storage cabinet
 Three shelves; two adjustable
Optional cabinet top - Order separate
 P-RM1618CT (for P-RM1418U_) or P-LM1618CT (for P-LM1418U_)

W D H
18 16 42

EZ : P-RM1418U_VV__WVMC.DW

Specify Material & Finish/Pull/Doors

Description / Model	Veneer	Laminate	Ship wt / Cubes
Upper Bookcase left right			
P-RM1606UL P-RM1606UR	\$ 1053		75 / 4
P-LM1606UL P-LM1606UR		\$ 973	75 / 4



left shown

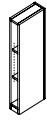
P-_M1606UL - Hinged door left storage cabinet
P-_M1606UR - Hinged door right storage cabinet
 Three shelves; two adjustable
 P-RM1606U_ - wood door / P-LM1606U_ - laminate door

W D H
6 16 42

EZ : P-RM1606U_VV__WVMC

Specify Material & Finish/Pull

Open Storage P-RM1506OS	\$ 953		70 / 4
P-LM1506OS		\$ 884	75 / 4



Open storage cabinet
3 shelves - 2 adjustable

W D H
6 15 42

EZ : P-RM1506OS.VV__

Specify Material & Finish

Description / Model	Wood Doors	Laminate Doors	Frosted Glass	Ship Wt / Cubes
Open Storage left right				
P-RM1612UL P-RM1612UR	\$ 1174		\$ 1271	100 / 6
P-LM1612UL P-LM1612UR		\$ 1088	\$ 1178	100 / 6



left shown

P-_M1612UL - Hinged door left storage cabinet
P-_M1612UR - Hinged door right storage cabinet
 3 shelves - 2 adjustable

W D H
12 16 42

EZ : P-RM1612U_VV__WVMC.DW

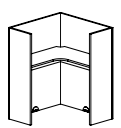
Specify Material & Finish/Pull/Doors

Specify selections, left to right:

Base Model Material & finish Pull style

P-LM1606UL. LLLC. WVMC

Description / Model	Wood Doors	Laminate Doors	Frosted Glass	Aluma Doors	Ship Wt / Cubes
Corner Hutch P-RM3636UC	\$ 1459				100 / 37
P-LM3636UC		\$ 1353			100 / 37
P-RM4242UC	\$ 1593				120 / 49
P-LM4242UC		\$ 1478			120 / 49



Cable access in back panel and shelf
Optional Tackboard - Order separate
 (2) P-AT1934TB (for P-RM3636UC, P-LM3636UC, P-RM4242UC & P-LM4242UC)

	W	D	H
3636CU	36	36	42
4242CU	42	42	42

EZ : P-RM ___ _ UC.VW __

Specify Material & Finish

Upper Storage

Upper Bookcase Letter Tray
left right

P-RM1425LL	P-RM1425LR	\$ 836			23 / 4
P-LM1425LL	P-LM1425LR		\$ 776		23 / 4



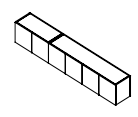
EZ : P-RM1425L _VW __

Specify Material & Finish

Hanging Cabinets

Hanging Cabinet

P-RM16108HC	\$ 3123	\$ 4006	\$ 4014		350 / 24
P-LM16108HC		\$ 2831	\$ 3653	\$ 3722	350 / 24
P-RM16102HC	\$ 3034	\$ 3917	\$ 3925		350 / 22
P-LM16102HC		\$ 2751	\$ 3573	\$ 3642	350 / 22
P-RM1696HC	\$ 2872	\$ 3756	\$ 3763		340 / 20
P-LM1696HC		\$ 2711	\$ 3532	\$ 3602	340 / 20



Hinged door storage cabinet
Hanging brackets (P-WB-7200) are included

	W	D	H
16108HC	108	16	17
16102HC	102	16	17
1696HC	96	16	17

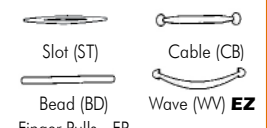
P_ M16108 consists of: P_ M1672HC and P_ M1636HC
 P_ M16102 consists of: P_ M1672HC and P_ M1630HC
 P_ M1696 consists of: P_ M1666HC and P_ M1630HC
Optional cabinet top - Order separate
 P-RM16108CT (for P-RM16108HC), P-LM16108CT (for P-LM16108HC),
 P-RM16102CT (for P-RM16102HC), P-LM16102CT (for P-LM16102HC),
 P-RM1696CT (for P-RM1696HC) or P-LM1696CT (for P-LM1696HC)
Optional Tackboard - Order separate
 (2) P-FS2454WTB (for P_ M16108HC), (2) P-AT2451WTB (for P_ M16102HC)
 (2) P-FS2448WTB (for P_ M1696HC)

EZ : P-RM16 ___ _ UB.VW __DA

Specify Material & Finish/Doors

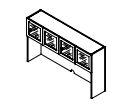
SIN # 711-8, Laminate 711-2

Pull Option

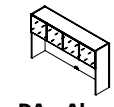


Finger Pulls - FP

Matte Black (MB) or
 Matte Chrome (MC) **EZ**



DG - Glass Doors



DA - Aluma Doors EZ



DW - Wood Doors

DW Door Options on LM models use Laminate instead of Wood

See Page	Page #
Tackboard	463,466
Cabinet Top	171

Specify selections, left to right:
 Base Model Material & finish Doors

P-RM16108HC. VVTW. DG

SIN # 711-8, Laminate 711-2

RM is Veneer
LM is Laminate

Material

W - Veneer top & chassis
LL - Laminate top & chassis

Finish & Edges

Veneer Only

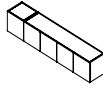
Mahogany on Cherry	HC
Natural Cherry	NC
Traditional Cherry	TC
Golden Maple	GM
American Walnut	AW
Traditional Walnut	TW

Available in Veneer or

Laminate

Cordovan Cherry	CC
Golden Cherry	GC
Java Cherry	JC
Light Cherry	LC
Shaker Cherry	KC
Clear Maple	CM
Harvest Maple	VM
Huntington Maple	UM
Natural Maple	NM
Brighton Walnut	BW
Columbian Walnut	CW
Empire Walnut	EW

Description / Model	Wood Doors	Laminate Doors	Frosted Glass	Aluma Doors	Wood/Frosted	Wood/Aluma	Ship Wt / Cubes
Hanging Cabinet P-RM1690HC		\$ 2892	\$ 3628	\$ 3635			330 / 20
P-LM1690HC		\$ 2616	\$ 3301	\$ 3360			330 / 20

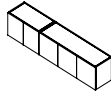


Hinged door storage cabinet
Hanging brackets (P-WB-7200) are included
P_ M1690 consists of: P_ M1672HC and P_ M1618HL
Optional cabinet top - Order separate
P-RM1690CT (for P-RM1690HC) or P-LM1690CT (for P-LM1690HC)
Optional Tackboard - Order separate
(3) P-FS2430WTB (for P_ M1690HC)

EZ : P-RM1690HC.WV__DA

Specify Material & Finish/Doors

Description / Model	Wood Doors	Laminate Doors	Frosted Glass	Aluma Doors	Wood/Frosted	Wood/Aluma	Ship Wt / Cubes
Hanging Cabinet P-RM1684HC		\$ 2659	\$ 3396	\$ 3402			320 / 18
P-LM1684HC		\$ 2509	\$ 3194	\$ 3252			320 / 18

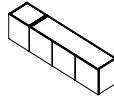


Hinged door storage cabinet
Hanging brackets (P-WB-7200) are included
P_ M1684 consists of: P_ M1654HC and P_ M1630HC
Optional cabinet top - Order separate
P-RM1684CT (for P-RM1684HC) or P-LM1684CT (for P-LM1684HC)
Optional Tackboard - Order separate
(2) P-FS2442WTB (for P_ M1684HC)

EZ : P-RM1684HC.WV__DA

Specify Material & Finish/Doors

Description / Model	Wood Doors	Laminate Doors	Frosted Glass	Aluma Doors	Wood/Frosted	Wood/Aluma	Ship Wt / Cubes
Hanging Cabinet P-RM1678HC		\$ 2966	\$ 3245	\$ 3251			300 / 18
P-LM1678HC		\$ 2506	\$ 3053	\$ 3101			300 / 18

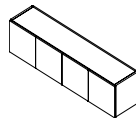


Hinged door storage cabinet
Hanging brackets (P-WB-7200) are included
P_ M1678 consists of: P_ M1660HC and P_ M1618HL
Optional cabinet top - Order separate
P-RM1678CT (for P-RM1678HC) or P-LM1678CT (for P-LM1678HC)
Optional Tackboard - Order separate
(2) P-AT2478WTB (for P_ M1678HC)

EZ : P-RM1678HC.WV__DA

Specify Material & Finish/Doors

Description / Model	Wood Doors	Laminate Doors	Frosted Glass	Aluma Doors	Wood/Frosted	Wood/Aluma	Ship Wt / Cubes
Hanging Cabinet P-RM1672HC		\$ 1985	\$ 2574	\$ 2579	\$ 2450	\$ 2450	195 / 16
P-LM1672HC		\$ 1761	\$ 2308	\$ 2355	\$ 2192	\$ 2192	195 / 16
P-RM1666HC		\$ 1824	\$ 2413	\$ 2418	\$ 2288	\$ 2288	185 / 16
P-LM1666HC		\$ 1720	\$ 2268	\$ 2314	\$ 2153	\$ 2153	185 / 16



Hinged door storage cabinet
Hanging brackets (P-WB-7200) are included
1672HC 72 16 17
1666HC 66 16 17
Optional 36" Tasklight - Order separate
Optional cabinet top - Order separate
P-RM1672CT (for P-RM1672HC), P-LM1672CT (for P-LM1672HC),
P-RM1666CT (for P-RM1666HC) or P-LM1666CT (for P-LM1666HC)
Optional Tackboard - Order separate
P-FS2472WTB (for P_ M1672HC), P-FS2466WTB (for P_ M1666HC)

EZ : P-RM16__HC.WV__DA

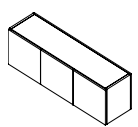
Specify Material & Finish/Doors

Specify selections, left to right:

Base Model Material & finish Doors

P-RM1684HC. VVBW. DW

Description / Model	Wood Doors	Laminate Doors	Frosted Glass	Aluma Doors	Ship Wt / Cubes
Hanging Cabinet P-RM1660HC	\$ 2060		\$ 2191	\$ 2195	175 / 12
P-LM1660HC		\$ 1650	\$ 2061	\$ 2096	175 / 12
P-RM1654HC	\$ 1610		\$ 2052	\$ 2057	165 / 11
P-LM1654HC		\$ 1518	\$ 1929	\$ 1964	165 / 11
P-RM1648HC	\$ 1367		\$ 1809	\$ 1813	155 / 9
P-LM1648HC		\$ 1290	\$ 1701	\$ 1736	155 / 9
P-RM1642HC	\$ 1237		\$ 1679	\$ 1683	155 / 8
P-LM1642HC		\$ 1165	\$ 1576	\$ 1611	155 / 8

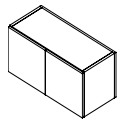


Hinged door storage cabinet
Hanging brackets (P-WB-7200) 1660HC 60 16 17
are included 1654HC 54 16 17
Optional Tasklight - Order separate 1648HC 48 16 17
 Use 36" tasklight (for P-RM1660HC, P-LM1660HC, P-RM1654HC, P-LM1654HC, P-RM1648HC & P-LM1648HC) 1642HC 42 16 17
 P-TL24TL (for P-RM1642HC & P-LM1642HC)
Optional cabinet top - Order separate
 P-RM1660CT (for P-RM1660HC), P-LM1660CT (for P-LM1660HC),
 P-RM1654CT (for P-RM1654HC), P-LM1654CT (for P-LM1654HC),
 P-RM1648CT (for P-RM1648HC), P-LM1648CT (for P-LM1648HC),
 P-RM1642CT (for P-RM1642HC) or P-LM1642CT (for P-LM1642HC)
Optional Tackboard - Order separate
 P-FS2460WTB (for P-_M1660HC), P-FS2454WTB (for P-_M1654HC),
 P-FS2448WTB (for P-_M1648HC), P-FS2442WTB (for P-_M1642HC)

EZ : P:RM16 __ HC.VV __ DA

Specify Material & Finish/Doors

Description / Model	Wood Doors	Laminate Doors	Frosted Glass	Aluma Doors	Ship Wt / Cubes
Hanging Cabinet P-RM1636HC	\$ 1137		\$ 1432	\$ 1435	175 / 8
P-LM1636HC		\$ 1070	\$ 1344	\$ 1367	175 / 8
P-RM1630HC	\$ 1048		\$ 1343	\$ 1346	155 / 6
P-LM1630HC		\$ 990	\$ 1265	\$ 1288	155 / 6

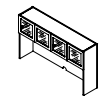


Hinged door storage cabinet
Hanging brackets (P-WB-7200) 1636HC 36 16 17
are included 1630HC 30 16 17
Optional Tasklight - Order separate P-TL24TL
Optional Cabinet Top - Order separate
 P-RM1636CT (for P-RM1636HC), P-LM1636CT (for P-LM1636HC),
 P-RM1630CT (for P-RM1630HC) or P-LM1630CT (for P-LM1630HC)
Optional Tackboard - Order separate
 P-FS2436WTB (for P-_M1636HC), P-FS2430WTB (for P-_M1630HC)

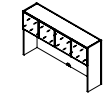
EZ : P:RM16 __ HC.VV __ DA

Specify Material & Finish/Doors

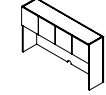
SIN # 711-8, Laminate 711-2



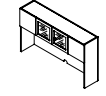
DG - Glass Doors



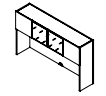
DA - Aluma Doors EZ



DW - Wood Doors



DB - Wood/Glass Set (Wood on 2 outer doors & Glass on 2 inner doors)



DC - Wood/Aluma Set (Wood on 2 outer doors & Aluma on 2 inner doors)

DB, DC & DW Door Options on LM models use Laminate instead of Wood

See Page	Page #
Tackboard	466
Cabinet Top	171
Tasklight	473

Specify selections, left to right:
 Base Model Material & finish Doors

P-RM1654HC. VVNM. DG

**SIN # 711-8, Laminate
711-2**

RM is Veneer
LM is Laminate

Material

W - Veneer top & chassis
LL - Laminate top & chassis
H - HPL top

Finish & Edges

Veneer Only

Mahogany on Cherry	HC
Natural Cherry	NC
Traditional Cherry	TC
Golden Maple	GM
American Walnut	AW
Traditional Walnut	TW







Available in Veneer or

Laminate

Cordovan Cherry	CC
Golden Cherry	GC
Java Cherry	JC
Light Cherry	LC
Shaker Cherry	KC
Clear Maple	CM
Harvest Maple	VM
Huntington Maple	UM
Natural Maple	NM
Brighton Walnut	BW
Columbian Walnut	CW
Empire Walnut	EW

Edge Detail - Veneer or

Laminate

	
Reeded (RD)	Double Bead (DB)
	
Cove (CV) EZ	Butterfly (BF)
	
Crescent (CS)	Softened (SF)

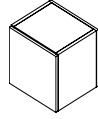
Available in HPL

Java Cherry	JC
Shaker Cherry	KC
Clear Maple	CM
Harvest Maple	VM
Huntington Maple	UM
Brighton Walnut	BW
Columbian Walnut	CW
Empire Walnut	EW

PVC Edge Detail - HPL

	
Ridge (RG)	Soft (SO)

Description / Model	Wood Doors	Laminate Doors	Frosted Glass	Aluma Doors	Ship Wt / Cubes
Hanging Cabinet					
left	right				
P-RM1618HL	P-RM1618HR	\$ 907	\$ 1054	\$ 1056	135 / 4
P-LM1618HL	P-LM1618HR	\$ 856	\$ 993	\$ 1005	135 / 4



left shown

P_ M1618HL - Hinged door left storage cabinet
P_ M1618HR - Hinged door right storage cabinet
Hanging brackets (P-WB-7200) are included
Optional cabinet top - Order separate - see next page
P-RM1618CT (for P-RM1618H_) or P-LM1618CT (for P-LM1618H_)

W	D	H
18	16	17

EZ : P-RM1618HL.VV_ _DA

Specify Material & Finish/Doors

Specify selections, left to right:

Base Model Material & finish Doors

P-RM1618HL. VVGM. DA

Description / Model	Veneer	Laminate	HPL	Ship Wt / Cubes
16" Deep Cabinet Tops				
Modular Cabinet Top				
P-RM1618CT	\$ 357			20 / 1
P-LM1618CT		\$ 330	\$ 344	20 / 1
P-RM1624CT	\$ 386			25 / 1
P-LM1624CT		\$ 358	\$ 373	25 / 1
P-RM1630CT	\$ 405			30 / 1
P-LM1630CT		\$ 375	\$ 398	30 / 1
P-RM1636CT	\$ 465			35 / 1.2
P-LM1636CT		\$ 432	\$ 448	35 / 1.2
P-RM1642CT	\$ 477			40 / 1.4
P-LM1642CT		\$ 441	\$ 460	40 / 1.4
P-RM1648CT	\$ 491			45 / 1.6
P-LM1648CT		\$ 456	\$ 474	45 / 1.6
P-RM1654CT	\$ 525			50 / 1.8
P-LM1654CT		\$ 486	\$ 506	50 / 1.8
P-RM1660CT	\$ 567			55 / 2
P-LM1660CT		\$ 527	\$ 548	55 / 2
P-RM1666CT	\$ 607			60 / 2
P-LM1666CT		\$ 561	\$ 584	60 / 2
P-RM1672CT	\$ 647			65 / 2.3
P-LM1672CT		\$ 600	\$ 624	65 / 2.3
P-RM1678CT	\$ 733			70 / 2.5
P-LM1678CT		\$ 679	\$ 706	70 / 2.5
P-RM1684CT	\$ 773			75 / 2.7
P-LM1684CT		\$ 717	\$ 745	75 / 2.7
P-RM1690CT	\$ 820			80 / 2.9
P-LM1690CT		\$ 760	\$ 790	80 / 2.9
P-RM1696CT	\$ 866			85 / 3
P-LM1696CT		\$ 804	\$ 835	85 / 3
P-RM16102CT	\$ 922			90 / 3.3
P-LM16102CT		\$ 856	\$ 889	90 / 3.3
P-RM16108CT	\$ 953			95 / 3.4
P-LM16108CT		\$ 884	\$ 919	95 / 3.4

SIN # 711-8, Laminate 711-2



DG - Glass Doors

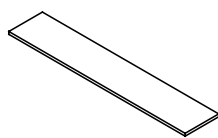


DA - Aluma Doors EZ



DW - Wood Doors

DW Door Options on LM models use Laminate instead of Wood



Optional cabinet top for upper bookcases or hanging cabinets

	W	D
1618CT	18	16
1624CT	24	16
1630CT	30	16
1636CT	36	16
1642CT	42	16
1648CT	48	16
1654CT	54	16
1660CT	60	16
1666CT	66	16
1672CT	72	16
1678CT	78	16
1684CT	84	16
1690CT	90	16
1696CT	96	16
16102CT	102	16
16108CT	108	16

EZ : P-RM16 __CT.V __CV

Specify Material & Finish/Edge

SIN # 711-8, Laminate 711-2

RM & RF are Veneer
LM & LF are Laminate

Material

WV - Veneer top & chassis
LL - Laminate top & chassis

Finish & Edges

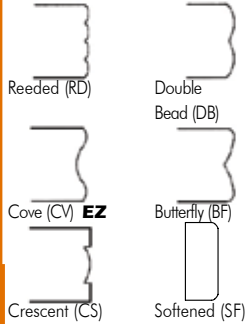
Veneer Only

Mahogany on Cherry	HC
Natural Cherry	NC
Traditional Cherry	TC
Golden Maple	GM
American Walnut	AW
Traditional Walnut	TW

Available in Veneer or Laminate

Cordovan Cherry	CC
Golden Cherry	GC
Java Cherry	JC
Light Cherry	LC
Shaker Cherry	KC
Clear Maple	CM
Harvest Maple	VM
Huntington Maple	UM
Natural Maple	NM
Brighton Walnut	BW
Columbian Walnut	CW
Empire Walnut	EW

Edge Detail - Veneer or Laminate



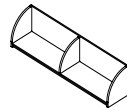
Available in HPL

Java Cherry	JC
Shaker Cherry	KC
Clear Maple	CM
Harvest Maple	VM
Huntington Maple	UM
Brighton Walnut	BW
Columbian Walnut	CW
Empire Walnut	EW

PVC Edge Detail - HPL



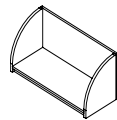
Description / Model	Veneer	Laminate	Ship Wt / Cubes
Upper Shelf			
P-RM1272US	\$ 1078		95 / 15
P-LM1272US		\$ 1005	95 / 15
P-RM1266US	\$ 1012		95 / 14
P-LM1266US		\$ 943	95 / 14
P-RM1260US	\$ 967		95 / 12
P-LM1260US		\$ 900	95 / 12
P-RM1254US	\$ 924		70 / 10
P-LM1254US		\$ 860	70 / 10
P-RM1248US	\$ 808		70 / 9.9
P-LM1248US		\$ 750	70 / 9.9
P-RM1242US	\$ 787		70 / 9
P-LM1242US		\$ 730	70 / 9



One fixed divider panel			
Hanging brackets (P-WB-7200) are included			
1272US	W	D	H
1266US	72	16	17
1260US	66	16	17
1254US	60	16	17
1248US	54	16	17
1242US	48	16	17
	42	16	17
EZ : P-RM12 __ US.VV __			

Specify Material & Finish

Upper Shelf			
P-RM1236US	\$ 745		40 / 8
P-LM1236US		\$ 693	40 / 8
P-RM1230US	\$ 705		30 / 6
P-LM1230US		\$ 656	30 / 6
P-RM1218US	\$ 651		25 / 4
P-LM1218US		\$ 604	25 / 4




Hanging brackets (P-WB-7200) are included			
1236US	W	D	H
1230US	36	16	17
1218US	30	16	17
	18	16	17
EZ : P-RM12 __ US.VV __			

Specify Material & Finish

Specify selections, left to right:
Base Model Material & finish

P-RM1248US. VVKC

Description / Model	Veneer	HPL/ Veneer	Laminate/ Veneer	Laminate	HPL/ Laminate	Ship wt/ Cubes
Lateral File						
P-RF2436LF	\$ 1289	\$ 1289	\$ 1242			180 / 17
P-LF2436LF				\$ 1144	\$ 1216	180 / 17
P-RF2430LF	\$ 1242	\$ 1242	\$ 1139			180 / 17
P-LF2430LF				\$ 1035	\$ 1190	180 / 17




Letter or legal filing
Two drawers, single lock system -
only one drawer can be opened at a time

	W	D	H
2436LF	36	24	29
2430LF	30	24	29

EZ : P-RF24__LF.VV__CV.WVMC.STD

Specify Material & Finish/Edge/Pull/Lock Key

Description / Model	Veneer	HPL/ Veneer	Laminate/ Veneer	Laminate	HPL/ Laminate	Ship wt/ Cubes
Lateral File						
P-RF2442LF	\$ 2278	\$ 2278	\$ 2212			250 / 24
P-LF2442LF				\$ 2145	\$ 2179	250 / 24
P-RF2342LF	\$ 2249	\$ 2249	\$ 2184			250 / 21
P-LF2342LF				\$ 2091	\$ 2137	250 / 21



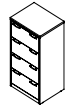
Letter or legal filing
Three drawers, single lock system -
only one drawer can be opened at a time

	W	D	H
2442LF	36	24	42
2342LF	30	24	42

EZ : P-RF24__LF.VV__CV.WVMC.STD

Specify Material & Finish/Edge/Pull/Lock Key

Description / Model	Veneer	HPL/ Veneer	Laminate/ Veneer	Laminate	HPL/ Laminate	Ship wt/ Cubes
Lateral File						
P-RF2454LF	\$ 2392	\$ 2392	\$ 2309			360 / 32
P-LF2454LF				\$ 2168	\$ 2239	360 / 32
P-RF2354LF	\$ 2289	\$ 2289	\$ 2225			360 / 28
P-LF2354LF				\$ 2184	\$ 2211	360 / 28



Letter or legal filing
Four drawers, single lock system -
only one drawer can be opened at a time

	W	D	H
2454LF	36	24	54
2354LF	30	24	54

EZ : P-RF24__LF.VV__CV.WVMC.STD


Specify Material & Finish/Edge/Pull/Lock Key

Specify selections, left to right:
Base Model Material & finish Edge Pull style Lock Key


P-RF2354LF. HVEW. RG. WVMB. STD

SIN # 711-8, Laminate 711-2


Pull Option




Slot (ST)



Cable (CB)



Bead (BD)



Wave (WV) **EZ**

Finger Pulls - FP
Matte Black (MB) or
Matte Chrome (MC) **EZ**

Lock Key Option
STD - random
OMT - keyed alike - order lock
core separately - see page 181

**SIN # 711-8, Laminate
711-2**

RT & RM are Veneer
LT & LM are Laminate

Material

VV - Veneer top & chassis
LL - Laminate top & chassis

Finish & Edges


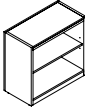

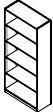
Veneer Only

Mahogany on Cherry	HC
Natural Cherry	NC
Traditional Cherry	TC
Golden Maple	GM
American Walnut	AW
Traditional Walnut	TW

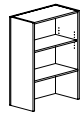
Available in Veneer or

Laminate

Cordovan Cherry	CC
Golden Cherry	GC
Java Cherry	JC
Light Cherry	LC
Shaker Cherry	KC
Clear Maple	CM
Harvest Maple	VM
Huntington Maple	UM
Natural Maple	NM
Brighton Walnut	BW
Columbian Walnut	CW
Empire Walnut	EW

Description / Model	Veneer	Laminate	Ship Wt / Cubes
Bookcases			
Open Bookcase			
P-RT1442BO	\$ 1076		125 / 19
P-LT1442BO		\$ 850	125 / 19
P-RM1342BO	\$ 997		125 / 14
P-LM1342BO		\$ 926	125 / 14
	Three shelves; two adjustable Optional cabinet top - Order separate -		W D H
	P-RM1636CT (for P-RT1442BO) or	1442BO 36 15 42	
	P-LM1636CT (for P-LT1442BO)	1342BO 30 15 42	
	P-RM1630CT (for P-RM1342BO) or P-LM1630CT (for P-LM1342BO)		
	EZ : P-RT__42BO.VV__		
Specify Material & Finish			
Open Bookcase			
P-RT1536BO	\$ 983		90 / 16
P-LT1536BO		\$ 880	90 / 16
P-RT1530BO	\$ 944		80 / 12
P-LT1530BO		\$ 861	80 / 12
	Two shelves; one adjustable Optional cabinet top - Order separate -		W D H
	P-RM1536BO	1536BO 36 15 28	
	P-LM1530BO	1530BO 30 15 28	
	EZ : P-RM15__BO.VV__		
Specify Material & Finish			
Open Bookcase with Doors			
P-RM1242BC	\$ 1487		150 / 17
P-LM1242BC		\$ 1378	150 / 17
P-RM1142BC	\$ 1404		150 / 15
P-LM1142BC		\$ 1302	150 / 15
	Three shelves; two adjustable Optional cabinet top - Order separate -		W D H
	P-RM1636CT (for P-RM1242BC),	1242BC 36 16 42	
	P-LM1636CT (for P-LM1242BC),	1142BC 30 16 42	
	P-RM1630CT (for P-RM1142BC) or P-LM1630CT (for P-LM1142BC)		
	EZ : P-RM___BC.VV__WVMC.DG		
Specify Material & Finish/Pull/Doors			
Open Bookcase			
P-RT1472BO	\$ 1598		140 / 28
P-LT1472BO		\$ 1259	140 / 28
P-RM1372BO	\$ 1539		140 / 23
P-LM1372BO		\$ 1447	140 / 23
	Five shelves; four adjustable Optional cabinet top - Order separate -		W D H
	P-RM1636CT (for P-RT1472BO),	1472BO 36 15 71 ³ / ₈	
	P-LM1636CT (for P-LT1472BO),	1372BO 30 15 71 ³ / ₈	
	P-RM1630CT (for P-RM1372BO) or P-LM1630CT (for P-LM1372BO)		
	EZ : P-RM__72BO.VV__		
Specify Material & Finish			
Specify selections, left to right:			
Base Model		Material & finish	
P-LT1472BO.	LLCC		

Description / Model	Veneer	Laminate	Ship Wt / Cubes
Stacking Bookcase P-RT1536UB	\$ 1054		150 / 17
P-LT1536UB		\$ 950	150 / 17
P-RT1530UB	\$ 1014		150 / 15
P-LT1530UB		\$ 932	150 / 15



Two shelves; one adjustable
Optional cabinet top - Order separate -
 1536UB 36 15 42
 1530UB 30 15 42

EZ : P-RT15 __UB.VV __

Specify Material & Finish

Personal Cabinets

Personal Cabinet			
left	right		
P-RM2418PL	P-RM2418PR	\$ 2531	175 / 24
P-LM2418PL	P-LM2418PR	\$ 2346	175 / 24



left shown

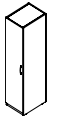
P-_M2418PL - Hinged door left storage cabinet
P-_M2418PR - Hinged door right storage cabinet
 Two adjustable shelves - coat bar
 Drawer configuration: Box/Box/File
Optional cabinet top - Order separate
 P-RM2418CT (for P-RM2418P_) or P-LM2418CT (for P-LM2418P_)

EZ : P-RM2418P_ _V_ _WVMC.STD

Specify Material & Finish/Pull/Lock Key

Single Wardrobe

left	right		
P-RM2418SL	P-RM2418SR	\$ 2263	175 / 24
P-LM2418SL	P-LM2418SR	\$ 2099	175 / 24



left shown

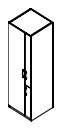
P-_M2418SL - Hinged door left storage cabinet
P-_M2418SR - Hinged door right storage cabinet
 Four adjustable shelves and coat bar
 Drawer configuration: Box/Box/File
Optional cabinet top - Order separate
 P-RM2418CT (for P-RM2418S_) or P-LM2418CT (for P-LM2418S_)

EZ : P-RM2418S_ _V_ _WVMC

Specify Material & Finish/Pull

Organizer Wardrobe

left	right		
P-RM2424OL	P-RM2424OR	\$ 3210	250 / 25
P-LM2424OL	P-LM2424OR	\$ 2976	250 / 25



left shown

P-_M2424OL - Hinged door left storage cabinet
 Four adjustable shelves on left
 Coat bar and organizer on right
 Right side of pedestal accesses pull out accessory tray
P-_M2424OR - Hinged door right storage cabinet
 Four adjustable shelves on right
 Coat bar and organizer on left
 Left side of pedestal accesses pull out accessory tray
Optional cabinet top - Order separate
 P-RM2424CT (for P-RM2424O_) or P-LM2424CT (for P-LM2424O_)

EZ : P-RM2424O_ _V_ _WVMC

Specify Material & Finish/Pull

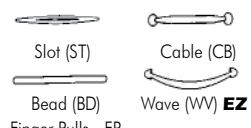
Specify selections, left to right:

Base Model Material & finish Pull style

P-RM2418SR. VVGM. CBMC

SIN # 711-8, Laminate 711-2

Pull Option



Finger Pulls - FP
 Matte Black (MB) or
 Matte Chrome (MC) **EZ**

Lock Key Option

STD - random
 OMT - keyed alike - order lock core separately - see page 181

See Page	Page #
16" Cabinet Top	171
24" Cabinet Top	177

SIN # 711-8, Laminate 711-2

RM is Veneer
LM is Laminate

Material

W - Veneer top & chassis
LL - Laminate top & chassis

Finish & Edges

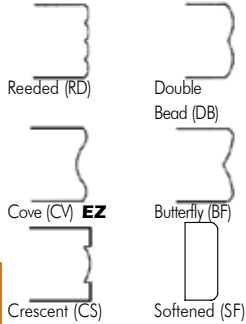
Veneer Only

Mahogany on Cherry	HC
Natural Cherry	NC
Traditional Cherry	TC
Golden Maple	GM
American Walnut	AW
Traditional Walnut	TW

Available in Veneer or Laminate

Cordovan Cherry	CC
Golden Cherry	GC
Java Cherry	JC
Light Cherry	LC
Shaker Cherry	KC
Clear Maple	CM
Harvest Maple	VM
Huntington Maple	UM
Natural Maple	NM
Brighton Walnut	BW
Columbian Walnut	CW
Empire Walnut	EW

Edge Detail - Veneer or Laminate



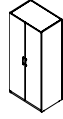
Available in HPL

Java Cherry	JC
Shaker Cherry	KC
Clear Maple	CM
Harvest Maple	VM
Huntington Maple	UM
Brighton Walnut	BW
Columbian Walnut	CW
Empire Walnut	EW

PVC Edge Detail - HPL



Description / Model	Veneer	Laminate	Ship Wt / Cubes
Wardrobe			
P-RM2436WC	\$ 3381		300 / 42
P-LM2436WC		\$ 3136	300 / 42
P-RM2430WC	\$ 3298		275 / 36
P-LM2430WC		\$ 3057	275 / 36

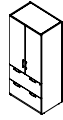


Hinged door storage cabinet
Four adjustable shelves on right 2436WC 36 24 71³/₈
Hat shelf and clothes bar on left 2430WC 30 24 71³/₈
Optional cabinet top - Order separate - see next page
P-RM2436CT (for P-RM2436WC), P-LM2436CT (for P-LM2436WC),
P-RM2430CT (for P-RM2430WC) or P-LM2430CT (for P-LM2430WC)

EZ : P-RM24 __ WC.VV __ WVMC

Specify Material & Finish/Pull

Description / Model	Veneer	Laminate	Ship Wt / Cubes
Video Cabinet			
P-RM2472VC	\$ 3883		300 / 42
P-LM2472VC		\$ 3599	300 / 42
P-RM2372VC	\$ 3689		300 / 36
P-LM2372VC		\$ 3419	300 / 36

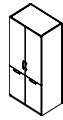


I.D. 34"W x 22"D x 42"H (for P-_M2472VC) 2436VC 36 24 71³/₈
I.D. 28"W x 22"D x 42"H (for P-_M2372VC) 2430VC 30 24 71³/₈
Hinged door area with two adjustable shelves
Drawer configuration: Lateral File
Optional cabinet top - Order separate - see next page
P-RM2436CT (for P-RM2472VC), P-LM2436CT (for P-LM2472VC),
P-RM2430CT (for P-RM2372VC) or P-LM2430CT (for P-LM2372VC)

EZ : P-RM __ 72VC.VV __ WVMC.STD

Specify Material & Finish/Pull/Lock Key

Description / Model	Veneer	Laminate	Ship Wt / Cubes
Storage Cabinet			
P-RM2436LS	\$ 3659		300 / 42
P-LM2436LS		\$ 3391	300 / 42
P-RM2430LS	\$ 3280		275 / 36
P-LM2430LS		\$ 3040	275 / 36



I.D. 34"W x 22"D x 42"H (for P-_M2436LS) 2436LS 36 24 71³/₈
I.D. 28"W x 22"D x 42"H (for P-_M2430LS) 2430LS 30 24 71³/₈
Upper hinged door area with two adjustable shelves
Lower hinged door area with one adjustable shelf
Optional cabinet top - Order separate - see next page
P-RM2436CT (for P-RM2436LS) or P-LM2436CT (for P-LM2436LS)
P-RM2430CT (for P-RM2430LS), P-LM2430CT (for P-LM2430LS),

EZ : P-RM24 __ LS.VV __ WVMC

Specify Material & Finish/Pull

Specify selections, left to right:

Base Model Material & finish Pull style

P-RM2436LS. VVJC. STMC

Description / Model	Veneer	Laminate	HPL	Ship Wt / Cubes
24" Deep Cabinet Tops				
Cabinet Top				
P-RM2418CT				25 / 1
P-LM2418CT		\$ 325	\$ 338	25 / 1
P-RM2424CT				30 / 2
P-LM2424CT		\$ 374	\$ 388	30 / 2
P-RM2430CT				35 / 2
P-LM2430CT		\$ 392	\$ 409	35 / 2
P-RM2436CT				40 / 2
P-LM2436CT		\$ 418	\$ 435	40 / 2

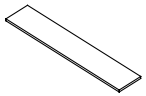
SIN # 711-8, Laminate 711-2

Pull Option

Slot (ST) Cable (CB)
Bead (BD) Wave (WV) **EZ**

Finger Pulls - FP
Matte Black (MB) or
Matte Chrome (MC) **EZ**

Lock Key Option
STD - random
OMT - keyed alike - order lock core separately - see page 181



Optional cabinet top

	W	D
P-RM2418CT & P-LM2418CT for single wardrobe and personal cabinets (including Tall Storage)	2418CT 18	24
P-RM2424CT & P-LM2424CT for organizer wardrobe (including Tall Storage)	2424CT 24	24
P-RM2430CT, P-LM2430CT, P-RM2436CT & P-LM2436CT for wardrobe and video cabinet (including Tall Storage)	2430CT 30	24
	2436CT 36	24

EZ : P-RM24 __CT.V__CV

Specify Material & Finish/Edge

Accessories

Suspension Kit				
P-SK-1600				5 / 1



Required for the suspension of hanging cabinets between two wardrobes or personal cabinets
Includes two spacers and mounting hardware for cabinets
Holes must be bored in field to accommodate cabinet suspension

SIN# 711-9

Hardwood Letter Tray				
P-RM1014LT				11 / 2



	W	D	H
Three stacking trays	10	14	8

EZ : P-RM1014LT.VV__

Specify Material & Finish

See Page Cabinet Top
Page # above

Specify selections, left to right:
Base Model Material & finish Edge

P-LM2436CT. LUM. CV

SIN # 711-8, Laminate 711-2

RT is Veneer

Material

- VV - Veneer top & chassis
- HV - HPL top & veneer chassis
- LV - Laminate top & veneer chassis

Finish & Edges

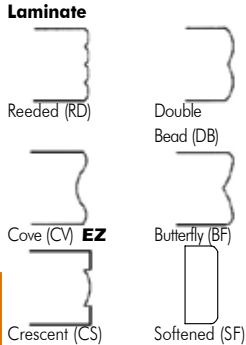
Veneer Only

- Mahogany on Cherry HC
- Natural Cherry NC
- Traditional Cherry TC
- Golden Maple GM
- American Walnut AW
- Traditional Walnut TW

Available in Veneer or Laminate

- Cordovan Cherry CC
- Golden Cherry GC
- Java Cherry JC
- Light Cherry LC
- Shaker Cherry KC
- Clear Maple CM
- Harvest Maple VM
- Huntington Maple UM
- Natural Maple NM
- Brighton Walnut BW
- Columbian Walnut CW
- Empire Walnut EW


Edge Detail - Veneer or Laminate



Available in HPL

- Java Cherry JC
- Shaker Cherry KC
- Clear Maple CM
- Harvest Maple VM
- Huntington Maple UM
- Brighton Walnut BW
- Columbian Walnut CW
- Empire Walnut EW

PVC Edge Detail - HPL



Description / Model	Veneer	HPL	Laminate	Ship Wt / Cubes
---------------------	--------	-----	----------	-----------------

Tables

Executive Round Table P-RT4848T	\$ 1715	\$ 1715	\$ 1385	130 / 10
---	---------	---------	---------	----------

Consists of:

Table Top P-RT4800TT	\$ 1220	\$ 1220	\$ 890	W 48 D 48 H 29 overall
-------------------------	---------	---------	--------	--

Metal Base P-TL4000TB	\$ 495	\$ 495	\$ 495	38 38 28
--------------------------	--------	--------	--------	----------



Table Top - Specify Material & Finish/Edge/Grommet
Metal Base - Alloy Finish (AL) or Black Metal Finish (BL)
Specify Metal Finish

EZ : P-RT4848T.VV__CV.N.BL

SIN #711-9 **Specify Material & Finish/Edge/Grommet/Metal Finish**

Executive Round Table P-RT4242T	\$ 1613	\$ 1613	\$ 1253	120 / 9
---	---------	---------	---------	---------

Consists of:

Table Top P-RT4200TT	\$ 1118	\$ 1118	\$ 758	W 42 D 42 H 29 overall
-------------------------	---------	---------	--------	--

Metal Base P-TL4000TB	\$ 495	\$ 495	\$ 495	38 38 28
--------------------------	--------	--------	--------	----------



Table Top - Specify Material & Finish/Edge/Grommet
Metal Base - Alloy Finish (AL) or Black Metal Finish (BL)
Specify Metal Finish

EZ : P-RT4242T.VV__CV.N.BL

SIN #711-9 **Specify Material & Finish/Edge/Grommet/Metal Finish**

Description / Model	Veneer/ Veneer	HPL/ Veneer	Laminate/ Veneer	Ship Wt / Cubes
---------------------	-------------------	----------------	---------------------	-----------------

Lamp Table P-RT2424TL	\$ 649	\$ 649	\$ 604	35 / 3
---------------------------------	--------	--------	--------	--------



Shipped K/D
Some assembly required

W 24 **D** 24 **H** 20

EZ : P-RT2424TL.VV__CV

Specify Material & Finish/Edge

Coffee Table P-RT2450TL	\$ 743	\$ 743	\$ 663	50 / 6
-----------------------------------	--------	--------	--------	--------



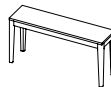
Shipped K/D
Some assembly required

W 50 **D** 24 **H** 16

EZ : P-RT2450TL.VV__CV

Specify Material & Finish/Edge

Coffee Table P-RT1660ST	\$ 1515	\$ 1515	\$ 1440	65 / 5
-----------------------------------	---------	---------	---------	--------



Shipped K/D
Some assembly required

W 60 **D** 16 **H** 29

EZ : P-RT1660ST.VV__CV

Specify Material & Finish/Edge

Specify selections, left to right:

Base Model Material & finish Edge

P-RT2450TL. VVNC. BF

Description / Model	Veneer/ Veneer	HPL/ Veneer	Laminate/ Veneer	Ship Wt / Cubes
Work Table P-RT2545WT	\$ 1393	\$ 1393	\$ 1325	123 / 20



W D H
45 24 29

EZ : P-RT2545WT.W_ _CV

Specify Material & Finish/Edge

Description / Model	Veneer	Laminate	HPL	Ship Wt / Cubes
---------------------	--------	----------	-----	--------------------

Table Tops

Soft Rectangular Table Top

P-RM3466SR	\$ 1048			100 / 5
P-LM3466SR		\$ 971	\$ 1010	100 / 5
P-RM4272SR	\$ 1210			120 / 6
P-LM4272SR		\$ 1120	\$ 1165	120 / 6
P-RM4284SR	\$ 1516			130 / 7
P-LM4284SR		\$ 1406	\$ 1461	130 / 7



Top only
Requires 1 set P-RM01TL or P-RM02TL Legs - 3466SR 66 34
Order separately 4272SR 72 42
Optional Modesty Panel - Order separately 4284SR 84 42
P-RM1253MP (for P-RM3466SR), P-LM1253MP 4284SR 84 42
(for P-LM3466SR), P-RM1260MP (for P-RM4272SR),
P-LM1260MP (for P-LM4272SR), P-RM1271MP
(for P-RM4284SR) or P-LM1271MP (for P-LM4284SR)

EZ : P-RM_ _ _SR.V_ _CV

Specify Material & Finish/Edge

Soft Kidney Table Top P-RM3266SK	\$ 1057			100 / 5
P-LM3266SK		\$ 979	\$ 1018	100 / 5
P-RM3672SK	\$ 1216			120 / 5
P-LM3672SK		\$ 1126	\$ 1172	120 / 5
P-RM4284SK	\$ 1547			130 / 7
P-LM4284SK		\$ 1435	\$ 1491	130 / 7



Top only
Requires 1 set P-RM01TL or P-RM02TL Legs - 3266SK 66 32
Order separately 3672SK 72 36
Optional Modesty Panel - Order separately 4284SK 84 42
P-RM1253MP (for P-RM3266SK), P-LM1253MP
(for P-LM3266SK), P-RM1260MP (for P-RM3672SK),
P-LM1260MP (for P-LM3672SK), P-RM1271MP
(for P-RM4284SK) or P-LM1271MP (for P-LM4284SK)

EZ : P-RM_ _ _SK.V_ _CV

Specify Material & Finish/Edge

SIN # 711-8, Laminate 711-2

Grommets - \$100 upcharge
N- No grommet or SPC - Special location (drawing required)

See Page	Page #
Modesty Panel	180
Table Legs	180

Specify selections, left to right:

Base Model Material & finish Edge

P-RM3266SK. VNM. RD

**SIN # 711-8, Laminate
711-2**

RM is Veneer
LM is Laminate

Material

W - Veneer top & chassis
LL - Laminate top & chassis

Finish & Edges

Veneer Only

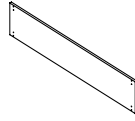
Mahogany on Cherry HC
Natural Cherry NC
Traditional Cherry TC
Golden Maple GM
American Walnut AW
Traditional Walnut TW

Available in Veneer or

Laminate

Cordovan Cherry CC
Golden Cherry GC
Java Cherry JC
Light Cherry LC
Shaker Cherry KC
Clear Maple CM
Harvest Maple VM
Huntington Maple UM
Natural Maple NM
Brighton Walnut BW
Columbian Walnut CW
Empire Walnut EW

Description / Model	Veneer	Laminate	Ship Wt / Cubes
Table Modesty Panel			
P-RM1253MP	\$ 525		25 / 1.3
P-LM1253MP		\$ 486	25 / 1.3
P-RM1260MP	\$ 560		30 / 1.5
P-LM1260MP		\$ 519	30 / 1.5
P-RM1271MP	\$ 614		35 / 1.8
P-LM1271MP		\$ 570	35 / 1.8




For use with P-RM01TL & P-RM02TL Legs
Hardware included
Use with table tops only


	W	D	H
1253MP	53	3/4	12
1260MP	59 ^{3/4}	3/4	12
1271MP	70 ^{3/4}	3/4	12

EZ : P-RM12 __MPV__

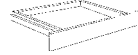
Specify Material & Finish

Fixed Leg			
P-RM01TL	\$ 481		15 / 1
	Set of four With adjustable leveler BL - Black or AL - Alloy metal finishes	D 2 ^{3/8}	H 27 ^{3/4}
	EZ : P-RM01TL__		

SIN# 711-9 **Specify Metal Finish**

Mobile Leg			
P-RM02TL	\$ 481		20 / 1
	Set of four With adjustable locking caster BL - Black or AL - Alloy metal finishes	D 2 ^{3/8}	H 27 ^{3/4}
	EZ : P-RM02TL__		

SIN# 711-9 **Specify Metal Finish**

Optional Center Drawer			
P-RT1638CD	\$ 271		11 / 2
P-LT1638CD		\$ 260	11 / 2
P-RT1631CD	\$ 259		11 / 2
P-LT1631CD		\$ 245	11 / 2
P-RT1625CD	\$ 254		11 / 2
P-LT1625CD		\$ 240	11 / 2
	Non-locking Shipped separate	W 1638CD 38 ^{1/2} 1631CD 31 ^{1/2} 1625CD 25 ^{1/2}	D 17 17 17
	H 2 ^{3/4} 2 ^{3/4} 2 ^{3/4}		
	EZ : P-RT16 __CD.V__		

Specify Material & Finish

Specify selections, left to right:

Base Model Metal finish

P-RM01TL. AL

Description / Model	List Price	Ship Wt / Cubes
Locks		
Lock Core Matte Black		
P-PCMB	\$ 12	1 / .10
Lock Core Matte Chrome		
P-PCMC	\$ 12	1 / .10

EZ : P-PC__X__T

SIN #711-8

Specify Key Number

Master Key		
P-PMK	\$ 5	1 / .10
Change Key		
P-PCK	\$ 10	1 / .10

Key numbers available for locks are X100T-X125T. Please calculate the total number of locks you need to order. Then calculate how many must be keyed alike. Select the same key number for each of the locks you would like to be keyed alike. For example, if you need 15 locks ordered for your office with five keyed alike for one office and 10 keyed alike for another office, it would look like this: 5 - P-PCMB.X101T, 10 - P-PCMB.X102T

Specify selections, left to right:

Base Model Key Number

P-PCMC. X115T

PAGE INTENTIONALLY LEFT BLANK