

Office Doctor Discount Office Furniture

[www.OfficeDr.com](http://www.OfficeDr.com) 856-368-9085

Groupe Lacasse Half Price Sale On Now

Take Half Off the List Prices in this PDF

**Call 856-368-9085 Now**

Free Layout & Design Service

**Morpheo Series**



# MORPHEO

## EDGE BANDING

Furniture with 1" and 1½" (25 and 38 mm) thick tops.

Furniture with 1½" (38 mm) thick tops.

### N Edge



Smooth, 1/16" (1,5 mm) thick edge.

The N edge is matched with the finish specified for the surface.

### Textured 1 Edge



Textured, 1/8" (3 mm) thick edge.


The textured 1 and 2 edges are available (and in matching color) ONLY when a BUC, CCL, CER\*, ERH, HRG, HZN, RAS, SAH or TOM wood grain finish is specified for the surface.

### Textured 2 Edge




\*CER is only available for textured edge 1.


## HANDLES




A – Arcade




C – Cubic



K – Classic



W – Waterfall

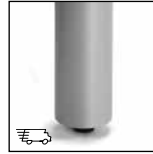


Z – Straight

## LEGS



Q – Square




V – Round

## ALUMINUM KICKPLATE




M – Anodized Aluminum

## MODESTY PANELS / DOOR INSERTS

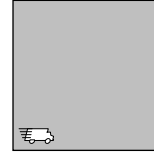


T – Translucent



X – Matrix

## ACCENT COLORS



S – Silver



A – Anthracite Grey

Exception: Furniture with doors or aluminum kickplate are available in Silver anodized aluminum only.

## CODIFICATION

Series	Options			
	Thickness	Edgebanding	Handles / Legs	Accent color
M	1 Thermofused laminate 1" 2 High-pressure laminate 1" 5 Thermofused laminate 1½" 6 High-pressure laminate 1½"	N Smooth edge 1 Textured edge 2 Textured edge	A Arcade C Cubic K Classic W Waterfall Z Straight Q Square leg V Round leg	A Anthracite Grey S Silver

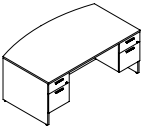
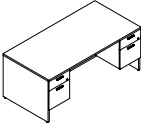
## LACASSE QUICKSHIP PROGRAM\*

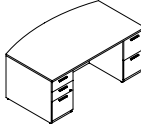
Products and suggested layouts identified by this pictogram are part of the Lacasse quick delivery program.

Please refer to page 3 for complete program details.

\* Due to current market conditions, always refer to our Lead-Time Guide for a confirmation of our current Lacasse QuickShip lead-times.



	W x D x H (in)	W x D x H (mm)	Code	All Laminate (\$)	HPL Surfaces (\$)
<b>Double pedestals bow front desks</b> 	2 pedestals with locks. 2 box drawers and 2 file drawers with suspension bars. Pencil tray. Recessed, full-height modesty panel.				
	72 x 42 x 29 7/8	1800 x 1050 x 744	M_N__-F4272FA	2,790	3,261
	66 x 36 x 29 7/8	1650 x 900 x 744	M_N__-F3666FA	2,604	3,043
Aluminum kickplate option: specify M at the end of the code, add \$252.	72 x 42 x 29 7/8	1800 x 1050 x 757	M____-F4272FA	3,136	3,681
	66 x 36 x 29 7/8	1650 x 900 x 757	M____-F3666FA	2,949	3,464
<b>Double pedestal desks</b> 	2 pedestals with locks. 2 box drawers and 2 file drawers with suspension bars. Pencil tray. Recessed, full-height modesty panel.				
	72 x 36 x 29 7/8	1800 x 900 x 744	M_N__-F3672F	2,355	2,825
	66 x 30 x 29 7/8	1650 x 750 x 744	M_N__-F3066F	2,170	2,604
60 x 30 x 29 7/8	1500 x 750 x 744	M_N__-F3060F	2,088	2,489	
Specify the surface type (1, 2). Edge N. Specify the handle code (A, C, K, W, Z). Specify the accent color (A, S).					

	W x D x H (in)	W x D x H (mm)	Code	All Laminate (\$)	HPL Surfaces (\$)
<b>Double pedestal desks (cont'd)</b>	72 x 36 x 29 7/8	1800 x 900 x 757	M____-F3672F	2,698	3,243
	66 x 30 x 29 7/8	1650 x 750 x 757	M____-F3066F	2,515	3,025
Aluminum kickplate option: specify M at the end of the code, add \$252.	60 x 30 x 29 7/8	1500 x 750 x 757	M____-F3060F	2,422	2,909
<b>Double pedestals bow front desks – low profile</b> 	2 pedestals with locks. 2 box drawers and 3 file drawers with suspension bars. Pencil tray. Recessed, full-height modesty panel.				
	72 x 42 x 29 7/8	1800 x 1050 x 744	M_N__-UF4272FFA	3,345	3,821
	66 x 36 x 29 7/8	1650 x 900 x 744	M_N__-UF3666FFA	3,169	3,605
Specify the surface type (1, 2). Edge N. Specify the handle code (A, C, K, W, Z). Specify the accent color (A, S).					
Aluminum kickplate option: specify M at the end of the code, add \$252.	72 x 42 x 29 7/8	1800 x 1050 x 757	M____-UF4272FFA	3,687	4,234
	66 x 36 x 29 7/8	1650 x 900 x 757	M____-UF3666FFA	3,505	4,007
Specify the surface type (5, 6). Specify the edge (N, 1, 2). Specify the handle code (A, C, K, W, Z). Specify the accent color (A, S).					

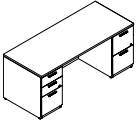


All HPL Laminate (\$)

W x D x H (in) W x D x H (mm) Code

All HPL Laminate (\$)

**Double pedestal desks – low profile**



Aluminum kickplate option: specify M at the end of the code, add \$252.

2 pedestals with locks. 2 box drawers and 3 file drawers with suspension bars. Pencil tray. Recessed, full-height modesty panel.

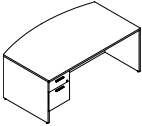
72 x 36 x 29 3/8	1800 x 900 x 744	M_N__-UF3672FF	2,909	3,386
66 x 30 x 29 3/8	1650 x 750 x 744	M_N__-UF3066FF	2,732	3,169
60 x 30 x 29 3/8	1500 x 750 x 744	M_N__-UF3060FF	2,632	3,051

Specify the surface type (1, 2). Edge N. Specify the handle code (A, C, K, W, Z). Specify the accent color (A, S).

72 x 36 x 29 3/8	1800 x 900 x 757	M____-UF3672FF	3,253	3,796
66 x 30 x 29 3/8	1650 x 750 x 757	M____-UF3066FF	3,067	3,570
60 x 30 x 29 3/8	1500 x 750 x 757	M____-UF3060FF	2,974	3,470

Specify the surface type (5, 6). Specify the edge (N, 1, 2). Specify the handle code (A, C, K, W, Z). Specify the accent color (A, S).

**Left single pedestals bow front desks**



Aluminum kickplate option: specify M at the end of the code, add \$252.

1 pedestal on left with lock. 1 box drawer and 1 file drawer with suspension bar. Pencil tray. Recessed, full-height modesty panel.

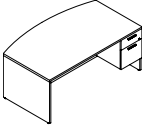
72 x 42 x 29 3/8	1800 x 1050 x 744	M_N_-F4272SA	2,331	2,708
66 x 36 x 29 3/8	1650 x 900 x 744	M_N_-F3666SA	2,144	2,482

Specify the surface type (1, 2). Edge N. Specify the handle code (A, C, K, W, Z). Specify the accent color (A, S).

72 x 42 x 29 3/8	1800 x 900 x 757	M____-F4272SA	2,632	3,075
66 x 36 x 29 3/8	1650 x 750 x 757	M____-F3666SA	2,445	2,859

Specify the surface type (5, 6). Specify the edge (N, 1, 2). Specify the handle code (A, C, K, W, Z). Specify the accent color (A, S).

**Right single pedestal bow front desks**



Aluminum kickplate option: specify M at the end of the code, add \$252.

1 pedestal on right with lock. 1 box drawer and 1 file drawer with suspension bar. Pencil tray. Recessed, full-height modesty panel.

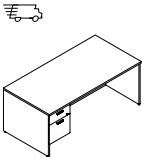
72 x 42 x 29 3/8	1800 x 1050 x 744	M_N_-S4272FA	2,331	2,708
66 x 36 x 29 3/8	1650 x 900 x 744	M_N_-S3666FA	2,144	2,482

Specify the surface type (1, 2). Edge N. Specify the handle code (A, C, K, W, Z). Specify the accent color (A, S).

72 x 42 x 29 3/8	1800 x 900 x 757	M____-S4272FA	2,632	3,075
66 x 36 x 29 3/8	1650 x 750 x 757	M____-S3666FA	2,445	2,859

Specify the surface type (5, 6). Specify the edge (N, 1, 2). Specify the handle code (A, C, K, W, Z). Specify the accent color (A, S).

**Left single pedestal desks**



Aluminum kickplate option: specify M at the end of the code, add \$252.

1 pedestal on left with lock. 1 box drawer and 1 file drawer with suspension bar. Pencil tray. Recessed, full-height modesty panel.

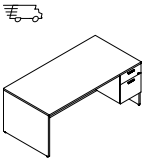
72 x 36 x 29 3/8	1800 x 900 x 744	M_N_-F3672S	1,894	2,271
66 x 30 x 29 3/8	1650 x 750 x 744	M_N_-F3066S	1,706	2,046
60 x 30 x 29 3/8	1500 x 750 x 744	M_N_-F3060S	1,619	1,944

Specify the surface type (1, 2). Edge N. Specify the handle code (A, C, K, W, Z). Specify the accent color (A, S).

72 x 36 x 29 3/8	1800 x 900 x 757	M____-F3672S	2,195	2,641
66 x 30 x 29 3/8	1650 x 750 x 757	M____-F3066S	2,011	2,422
60 x 30 x 29 3/8	1500 x 750 x 757	M____-F3060S	1,938	2,320

Specify the surface type (5, 6). Specify the edge (N, 1, 2). Specify the handle code (A, C, K, W, Z). Specify the accent color (A, S).

**Right single pedestal desks**



Aluminum kickplate option: specify M at the end of the code, add \$252.

1 pedestal on right with lock. 1 box drawer and 1 file drawer with suspension bar. Pencil tray. Recessed, full-height modesty panel.

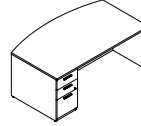
72 x 36 x 29 3/8	1800 x 900 x 744	M_N_-S3672F	1,894	2,271
66 x 30 x 29 3/8	1650 x 750 x 744	M_N_-S3066F	1,706	2,046
60 x 30 x 29 3/8	1500 x 750 x 744	M_N_-S3060F	1,619	1,944

Specify the surface type (1, 2). Edge N. Specify the handle code (A, C, K, W, Z). Specify the accent color (A, S).

72 x 36 x 29 3/8	1800 x 900 x 757	M____-S3672F	2,195	2,641
66 x 30 x 29 3/8	1650 x 750 x 757	M____-S3066F	2,011	2,422
60 x 30 x 29 3/8	1500 x 750 x 757	M____-S3060F	1,938	2,320

Specify the surface type (5, 6). Specify the edge (N, 1, 2). Specify the handle code (A, C, K, W, Z). Specify the accent color (A, S).

**Left single pedestals bow front desks – low profile**



Aluminum kickplate option: specify M at the end of the code, add \$252.

1 pedestal on left with lock. 2 box drawers and 1 file drawer with suspension bar. Pencil tray. Recessed, full-height modesty panel.

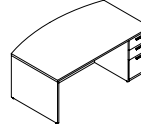
72 x 42 x 29 3/8	1800 x 1050 x 744	M_N__-UF4272SA	2,604	2,993
66 x 36 x 29 3/8	1650 x 900 x 744	M_N__-UF3666SA	2,422	2,768

Specify the surface type (1, 2). Edge N. Specify the handle code (A, C, K, W, Z). Specify the accent color (A, S).

72 x 42 x 29 3/8	1800 x 1050 x 757	M____-UF4272SA	2,909	3,356
66 x 36 x 29 3/8	1650 x 900 x 757	M____-UF3666SA	2,732	3,136

Specify the surface type (5, 6). Specify the edge (N, 1, 2). Specify the handle code (A, C, K, W, Z). Specify the accent color (A, S).

**Right single pedestal bow front desks – low profile**



Aluminum kickplate option: specify M at the end of the code, add \$252.

1 pedestal on right with lock. 2 box drawers and 1 file drawer with suspension bar. Pencil tray. Recessed, full-height modesty panel.

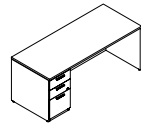
72 x 42 x 29 3/8	1800 x 1050 x 744	M_N__-S4272UFA	2,604	2,993
66 x 36 x 29 3/8	1650 x 900 x 744	M_N__-S3666UFA	2,422	2,768

Specify the surface type (1, 2). Edge N. Specify the handle code (A, C, K, W, Z). Specify the accent color (A, S).

72 x 42 x 29 3/8	1800 x 1050 x 757	M____-S4272UFA	2,909	3,356
66 x 36 x 29 3/8	1650 x 900 x 757	M____-S3666UFA	2,732	3,136

Specify the surface type (5, 6). Specify the edge (N, 1, 2). Specify the handle code (A, C, K, W, Z). Specify the accent color (A, S).

**Left single pedestal desks – low profile**



Aluminum kickplate option: specify M at the end of the code, add \$252.

1 pedestal on left with lock. 2 box drawers and 1 file drawer with suspension bar. Pencil tray. Recessed, full-height modesty panel.

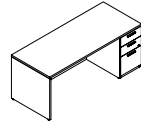
72 x 36 x 29 3/8	1800 x 900 x 744	M_N__-UF3672S	2,170	2,559
66 x 30 x 29 3/8	1650 x 750 x 744	M_N__-UF3066S	1,986	2,331
60 x 30 x 29 3/8	1500 x 750 x 744	M_N__-UF3060S	1,894	2,214

Specify the surface type (1, 2). Edge N. Specify the handle code (A, C, K, W, Z). Specify the accent color (A, S).

72 x 36 x 29 3/8	1800 x 900 x 757	M____-UF3672S	2,471	2,917
66 x 30 x 29 3/8	1650 x 750 x 757	M____-UF3066S	2,298	2,698
60 x 30 x 29 3/8	1500 x 750 x 757	M____-UF3060S	2,203	2,597

Specify the surface type (5, 6). Specify the edge (N, 1, 2). Specify the handle code (A, C, K, W, Z). Specify the accent color (A, S).

**Right single pedestal desks – low profile**



Aluminum kickplate option: specify M at the end of the code, add \$252.

1 pedestal on right with lock. 2 box drawers and 1 file drawer with suspension bar. Pencil tray. Recessed, full-height modesty panel.

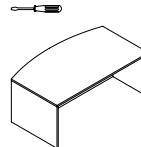
72 x 36 x 29 3/8	1800 x 900 x 744	M_N__-S3672UF	2,170	2,559
66 x 30 x 29 3/8	1650 x 750 x 744	M_N__-S3066UF	1,986	2,331
60 x 30 x 29 3/8	1500 x 750 x 744	M_N__-S3060UF	1,894	2,214

Specify the surface type (1, 2). Edge N. Specify the handle code (A, C, K, W, Z). Specify the accent color (A, S).

72 x 36 x 29 3/8	1800 x 900 x 757	M____-S3672UF	2,471	2,917
66 x 30 x 29 3/8	1650 x 750 x 757	M____-S3066UF	2,298	2,698
60 x 30 x 29 3/8	1500 x 750 x 757	M____-S3060UF	2,203	2,597

Specify the surface type (5, 6). Specify the edge (N, 1, 2). Specify the handle code (A, C, K, W, Z). Specify the accent color (A, S).

**Bow front desk shells**



Aluminum kickplate option: specify M at the end of the code, add \$252.

Recessed, full-height modesty panel. Can accommodate 1 or 2 pedestals.

72 x 42 x 29 3/8	1800 x 1050 x 744	M_NNN-TDM4272A	1,770	2,262
66 x 36 x 29 3/8	1650 x 900 x 744	M_NNN-TDM3666A	1,591	2,095

Specify the surface type (1, 2). Edge N.

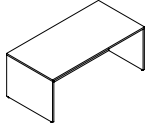
72 x 42 x 29 3/8	1800 x 1050 x 757	M_NNN-TDM4272A	1,952	2,530
66 x 36 x 29 3/8	1650 x 900 x 757	M_NNN-TDM3666A	1,777	2,355

Specify the surface type (5, 6). Specify the edge (N, 1, 2).



All Laminate (\$)  
HPL Surfaces (\$)

**Rectangular desk shells**



Aluminum kickplate option: specify M at the end of the code, add \$252.

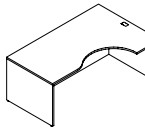
W x D x H (in)	W x D x H (mm)	Code	All Laminate (\$)	HPL Surfaces (\$)
<i>Recessed, full-height modesty panel. Can accommodate 1 or 2 pedestals.</i>				
72 x 36 x 29 <sup>3</sup> / <sub>8</sub>	1800 x 900 x 744	M_NNN-TDM3672	1,249	1,743
66 x 30 x 29 <sup>3</sup> / <sub>8</sub>	1650 x 750 x 744	M_NNN-TDM3066	1,108	1,550
60 x 30 x 29 <sup>3</sup> / <sub>8</sub>	1500 x 750 x 744	M_NNN-TDM3060	1,062	1,491

Specify the surface type (1, 2). Edge N.

72 x 36 x 29 <sup>3</sup> / <sub>8</sub>	1800 x 900 x 757	M__NN-TDM3672	1,434	2,003
66 x 30 x 29 <sup>3</sup> / <sub>8</sub>	1650 x 750 x 757	M__NN-TDM3066	1,292	1,808
60 x 30 x 29 <sup>3</sup> / <sub>8</sub>	1500 x 750 x 757	M__NN-TDM3060	1,249	1,743

Specify the surface type (5, 6). Specify the edge (N, 1, 2).

**Left corner desks**



Aluminum kickplate option: specify M at the end of the code, add \$252.

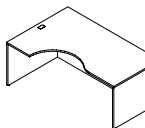
W x D x H (in)	W x D x H (mm)	Code	All Laminate (\$)	HPL Surfaces (\$)
<i>Recessed, full-height modesty panel. Can accommodate 1 pedestal. 1 grommet.</i>				
72 x 48 x 29 <sup>3</sup> / <sub>8</sub>	1800 x 1200 x 744	M_NN-CDM724818	1,534	2,306
66 x 48 x 29 <sup>3</sup> / <sub>8</sub>	1650 x 1200 x 744	M_NN-CDM664818	1,439	2,164

Specify the surface type (1, 2). Edge N. Specify the accent color (A, S).

72 x 48 x 29 <sup>3</sup> / <sub>8</sub>	1800 x 1200 x 757	M__N-CDM724818	1,751	2,632
66 x 48 x 29 <sup>3</sup> / <sub>8</sub>	1650 x 1200 x 757	M__N-CDM664818	1,669	2,489

Specify the surface type (5, 6). Specify the edge (N, 1, 2). Specify the accent color (A, S).

**Right corner desks**



Aluminum kickplate option: specify M at the end of the code, add \$252.

W x D x H (in)	W x D x H (mm)	Code	All Laminate (\$)	HPL Surfaces (\$)
<i>Recessed, full-height modesty panel. Can accommodate 1 pedestal. 1 grommet.</i>				
72 x 48 x 29 <sup>3</sup> / <sub>8</sub>	1800 x 1200 x 744	M_NN-CDM184872	1,534	2,306
66 x 48 x 29 <sup>3</sup> / <sub>8</sub>	1650 x 1200 x 744	M_NN-CDM184866	1,439	2,164

Specify the surface type (1, 2). Edge N. Specify the accent color (A, S).

72 x 48 x 29 <sup>3</sup> / <sub>8</sub>	1800 x 1200 x 757	M__N-CDM184872	1,751	2,632
66 x 48 x 29 <sup>3</sup> / <sub>8</sub>	1650 x 1200 x 757	M__N-CDM184866	1,669	2,489

Specify the surface type (5, 6). Specify the edge (N, 1, 2). Specify the accent color (A, S).

**Rectangular tables**



Packaged in 2 boxes.

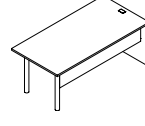
W x D x H (in)	W x D x H (mm)	Code	All Laminate (\$)	HPL Surfaces (\$)
<i>2 steel legs. 1 grommet.</i>				
72 x 36 x 29 <sup>3</sup> / <sub>8</sub>	1800 x 900 x 744	M_N_-RT3672	1,229	1,726
72 x 30 x 29 <sup>3</sup> / <sub>8</sub>	1800 x 750 x 744	M_N_-RT3072	1,159	1,641
66 x 30 x 29 <sup>3</sup> / <sub>8</sub>	1650 x 750 x 744	M_N_-RT3066	1,123	1,579
60 x 30 x 29 <sup>3</sup> / <sub>8</sub>	1500 x 750 x 744	M_N_-RT3060	1,096	1,541

Specify the surface type (1, 2). Edge N. Specify the leg code (Q, V). Specify the accent color (A, S).

72 x 36 x 29 <sup>3</sup> / <sub>8</sub>	1800 x 900 x 757	M___-RT3672	1,566	2,195
72 x 30 x 29 <sup>3</sup> / <sub>8</sub>	1800 x 750 x 757	M___-RT3072	1,503	2,095
66 x 30 x 29 <sup>3</sup> / <sub>8</sub>	1650 x 750 x 757	M___-RT3066	1,439	2,011
60 x 30 x 29 <sup>3</sup> / <sub>8</sub>	1500 x 750 x 757	M___-RT3060	1,388	1,957

Specify the surface type (5, 6). Specify the edge (N, 1, 2). Specify the leg code (Q, V). Specify the accent color (A, S).

**Rectangular tables with laminate modesty panel**



Packaged in 2 boxes.

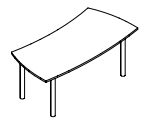
W x D x H (in)	W x D x H (mm)	Code	All Laminate (\$)	HPL Surfaces (\$)
<i>Reversible. Half-height laminate modesty panel. 2 steel legs. 1 grommet.</i>				
72 x 36 x 29 <sup>3</sup> / <sub>8</sub>	1800 x 900 x 744	M_N_-RTM3672	1,292	1,785
72 x 30 x 29 <sup>3</sup> / <sub>8</sub>	1800 x 750 x 744	M_N_-RTM3072	1,241	1,693
66 x 30 x 29 <sup>3</sup> / <sub>8</sub>	1650 x 750 x 744	M_N_-RTM3066	1,184	1,641
60 x 30 x 29 <sup>3</sup> / <sub>8</sub>	1500 x 750 x 744	M_N_-RTM3060	1,159	1,591

Specify the surface type (1, 2). Edge N. Specify the leg code (Q, V). Specify the accent color (A, S).

72 x 36 x 29 <sup>3</sup> / <sub>8</sub>	1800 x 900 x 757	M___-RTM3672	1,641	2,262
72 x 30 x 29 <sup>3</sup> / <sub>8</sub>	1800 x 750 x 757	M___-RTM3072	1,550	2,144
66 x 30 x 29 <sup>3</sup> / <sub>8</sub>	1650 x 750 x 757	M___-RTM3066	1,503	2,062
60 x 30 x 29 <sup>3</sup> / <sub>8</sub>	1500 x 750 x 757	M___-RTM3060	1,451	2,011

Specify the surface type (5, 6). Specify the edge (N, 1, 2). Specify the leg code (Q, V). Specify the accent color (A, S).

**Rainbow tables**



Packaged in 2 boxes.

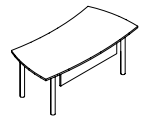
W x D x H (in)	W x D x H (mm)	Code	All Laminate (\$)	HPL Surfaces (\$)
<i>4 steel legs.</i>				
72 x 36 x 29 <sup>3</sup> / <sub>8</sub>	1800 x 900 x 744	M_N_-RBT3672	1,526	2,139
66 x 36 x 29 <sup>3</sup> / <sub>8</sub>	1650 x 900 x 744	M_N_-RBT3666	1,333	1,870
60 x 30 x 29 <sup>3</sup> / <sub>8</sub>	1500 x 750 x 744	M_N_-RBT3060	1,274	1,726

Specify the surface type (1, 2). Edge N. Specify the leg code (Q, V). Specify the accent color (A, S).

72 x 36 x 29 <sup>3</sup> / <sub>8</sub>	1800 x 900 x 757	M___-RBT3672	1,669	2,331
66 x 36 x 29 <sup>3</sup> / <sub>8</sub>	1650 x 900 x 757	M___-RBT3666	1,600	2,254
60 x 30 x 29 <sup>3</sup> / <sub>8</sub>	1500 x 750 x 757	M___-RBT3060	1,503	2,020

Specify the surface type (5, 6). Specify the edge (N, 1, 2). Specify the leg code (Q, V). Specify the accent color (A, S).

**Rainbow tables with modesty panel**



Modesty panel options, change M to:  
T Translucent, add \$418;  
X Matrix, add \$671.  
Packaged in 2 boxes.

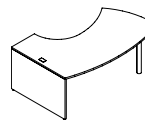
W x D x H (in)	W x D x H (mm)	Code	All Laminate (\$)	HPL Surfaces (\$)
<i>Half-height laminate modesty panel. 4 steel legs.</i>				
72 x 36 x 29 <sup>3</sup> / <sub>8</sub>	1800 x 900 x 744	M_N_-RBTM3672	1,801	2,415
66 x 36 x 29 <sup>3</sup> / <sub>8</sub>	1650 x 900 x 744	M_N_-RBTM3666	1,600	2,144
60 x 30 x 29 <sup>3</sup> / <sub>8</sub>	1500 x 750 x 744	M_N_-RBTM3060	1,550	2,003

Specify the surface type (1, 2). Edge N. Specify the leg code (Q, V). Specify the accent color (A, S).

72 x 36 x 29 <sup>3</sup> / <sub>8</sub>	1800 x 900 x 757	M___-RBTM3672	1,944	2,604
66 x 36 x 29 <sup>3</sup> / <sub>8</sub>	1650 x 900 x 757	M___-RBTM3666	1,887	2,530
60 x 30 x 29 <sup>3</sup> / <sub>8</sub>	1500 x 750 x 757	M___-RBTM3060	1,777	2,306

Specify the surface type (5, 6). Specify the edge (N, 1, 2). Specify the leg code (Q, V). Specify the accent color (A, S).

**Left ellipse tables**



Packaged in 2 boxes.

W x D x H (in)	W x D x H (mm)	Code	All Laminate (\$)	HPL Surfaces (\$)
<i>2 steel legs. 1 grommet.</i>				
72 x 48 x 29 <sup>3</sup> / <sub>8</sub>	1800 x 1200 x 744	M_N_-CT724818	1,843	2,591
66 x 48 x 29 <sup>3</sup> / <sub>8</sub>	1650 x 1200 x 744	M_N_-CT664818	1,801	2,522
60 x 48 x 29 <sup>3</sup> / <sub>8</sub>	1500 x 1200 x 744	M_N_-CT604818	1,751	2,456

Specify the surface type (1, 2). Edge N. Specify the leg code (Q, V). Specify the accent color (A, S).


72 x 48 x 29 <sup>3</sup> / <sub>8</sub>	1800 x 1200 x 757	M___-CT724818	2,262	3,175
66 x 48 x 29 <sup>3</sup> / <sub>8</sub>	1650 x 1200 x 757	M___-CT664818	2,190	3,067
60 x 48 x 29 <sup>3</sup> / <sub>8</sub>	1500 x 1200 x 757	M___-CT604818	2,120	2,967

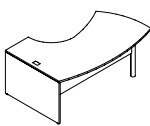
Specify the surface type (5, 6). Specify the edge (N, 1, 2). Specify the leg code (Q, V). Specify the accent color (A, S).







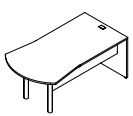
All Laminate (\$)  
HPL Surfaces (\$)

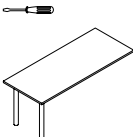
	W x D x H (in)	W x D x H (mm)	Code	All Laminate (\$)	HPL Surfaces (\$)
<b>Right ellipse tables</b>	<i>2 steel legs. 1 grommet.</i>				
	72 x 48 x 29 <sup>3</sup> / <sub>8</sub>	1800 x 1200 x 744	M_N_--CT184872	1,843	2,591
	66 x 48 x 29 <sup>3</sup> / <sub>8</sub>	1650 x 1200 x 744	M_N_--CT184866	1,801	2,522
	60 x 48 x 29 <sup>3</sup> / <sub>8</sub>	1500 x 1200 x 744	M_N_--CT184860	1,751	2,456
	<b>Specify the surface type (1, 2). Edge N. Specify the leg code (Q, V). Specify the accent color (A, S).</b>				
	72 x 48 x 29 <sup>3</sup> / <sub>8</sub>	1800 x 1200 x 757	M_---CT184872	2,262	3,175
	66 x 48 x 29 <sup>3</sup> / <sub>8</sub>	1650 x 1200 x 757	M_---CT184866	2,190	3,067
	60 x 48 x 29 <sup>3</sup> / <sub>8</sub>	1500 x 1200 x 757	M_---CT184860	2,120	2,967
	<b>Specify the surface type (5, 6). Specify the edge (N, 1, 2). Specify the leg code (Q, V). Specify the accent color (A, S).</b>				

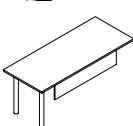
	W x D x H (in)	W x D x H (mm)	Code	All Laminate (\$)	HPL Surfaces (\$)
<b>Left ellipse tables with laminate modesty panel</b>	<i>Half-height laminate modesty panel. 2 steel legs. 1 grommet.</i>				
	72 x 48 x 29 <sup>3</sup> / <sub>8</sub>	1800 x 1200 x 744	M_N_--CTM724818	1,944	2,674
	66 x 48 x 29 <sup>3</sup> / <sub>8</sub>	1650 x 1200 x 744	M_N_--CTM664818	1,894	2,615
	60 x 48 x 29 <sup>3</sup> / <sub>8</sub>	1500 x 1200 x 744	M_N_--CTM604818	1,843	2,559
	<b>Specify the surface type (1, 2). Edge N. Specify the leg code (Q, V). Specify the accent color (A, S).</b>				
	72 x 48 x 29 <sup>3</sup> / <sub>8</sub>	1800 x 1200 x 757	M_---CTM724818	2,355	3,261
	66 x 48 x 29 <sup>3</sup> / <sub>8</sub>	1650 x 1200 x 757	M_---CTM664818	2,279	3,169
	60 x 48 x 29 <sup>3</sup> / <sub>8</sub>	1500 x 1200 x 757	M_---CTM604818	2,203	3,061
	<b>Specify the surface type (5, 6). Specify the edge (N, 1, 2). Specify the leg code (Q, V). Specify the accent color (A, S).</b>				

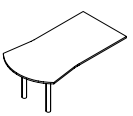
	W x D x H (in)	W x D x H (mm)	Code	All Laminate (\$)	HPL Surfaces (\$)
<b>Right ellipse tables with laminate modesty panel</b>	<i>Half-height laminate modesty panel. 2 steel legs. 1 grommet.</i>				
	72 x 48 x 29 <sup>3</sup> / <sub>8</sub>	1800 x 1200 x 744	M_N_--CTM184872	1,944	2,674
	66 x 48 x 29 <sup>3</sup> / <sub>8</sub>	1650 x 1200 x 744	M_N_--CTM184866	1,894	2,615
	60 x 48 x 29 <sup>3</sup> / <sub>8</sub>	1500 x 1200 x 744	M_N_--CTM184860	1,843	2,559
	<b>Specify the surface type (1, 2). Edge N. Specify the leg code (Q, V). Specify the accent color (A, S).</b>				
	72 x 48 x 29 <sup>3</sup> / <sub>8</sub>	1800 x 1200 x 757	M_---CTM184872	2,355	3,261
	66 x 48 x 29 <sup>3</sup> / <sub>8</sub>	1650 x 1200 x 757	M_---CTM184866	2,279	3,169
	60 x 48 x 29 <sup>3</sup> / <sub>8</sub>	1500 x 1200 x 757	M_---CTM184860	2,203	3,061
	<b>Specify the surface type (5, 6). Specify the edge (N, 1, 2). Specify the leg code (Q, V). Specify the accent color (A, S).</b>				

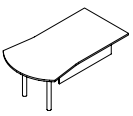
	W x D x H (in)	W x D x H (mm)	Code	All Laminate (\$)	HPL Surfaces (\$)
<b>Y-shape tables</b>	<i>2 steel legs. 1 grommet.</i>				
	72 x 42 x 29 <sup>3</sup> / <sub>8</sub>	1800 x 1050 x 744	M_N_--YT3672	1,439	2,020
	66 x 42 x 29 <sup>3</sup> / <sub>8</sub>	1650 x 1050 x 744	M_N_--YT3666	1,399	1,968
	60 x 42 x 29 <sup>3</sup> / <sub>8</sub>	1500 x 1050 x 744	M_N_--YT3660	1,370	1,921
	<b>Specify the surface type (1, 2). Edge N. Specify the leg code (Q, V). Specify the accent color (A, S).</b>				
	72 x 42 x 29 <sup>3</sup> / <sub>8</sub>	1800 x 1050 x 757	M_---YT3672	1,843	2,591
	66 x 42 x 29 <sup>3</sup> / <sub>8</sub>	1650 x 1050 x 757	M_---YT3666	1,794	2,515
	60 x 42 x 29 <sup>3</sup> / <sub>8</sub>	1500 x 1050 x 757	M_---YT3660	1,736	2,438
	<b>Specify the surface type (5, 6). Specify the edge (N, 1, 2). Specify the leg code (Q, V). Specify the accent color (A, S).</b>				

	W x D x H (in)	W x D x H (mm)	Code	All Laminate (\$)	HPL Surfaces (\$)
<b>Y-shape tables with modesty panel</b>	<i>Reversible. Half-height laminate modesty panel. 2 steel legs. 1 grommet.</i>				
	72 x 42 x 29 <sup>3</sup> / <sub>8</sub>	1800 x 1050 x 744	M_N_--YTM3672	1,517	2,103
	66 x 42 x 29 <sup>3</sup> / <sub>8</sub>	1650 x 1050 x 744	M_N_--YTM3666	1,483	2,037
	60 x 42 x 29 <sup>3</sup> / <sub>8</sub>	1500 x 1050 x 744	M_N_--YTM3660	1,439	1,995
	<b>Specify the surface type (1, 2). Edge N. Specify the leg code (Q, V). Specify the accent color (A, S).</b>				
	72 x 42 x 29 <sup>3</sup> / <sub>8</sub>	1800 x 1050 x 757	M_---YTM3672	1,921	2,653
	66 x 42 x 29 <sup>3</sup> / <sub>8</sub>	1650 x 1050 x 757	M_---YTM3666	1,870	2,591
	60 x 42 x 29 <sup>3</sup> / <sub>8</sub>	1500 x 1050 x 757	M_---YTM3660	1,808	2,515
	<b>Specify the surface type (5, 6). Specify the edge (N, 1, 2). Specify the leg code (Q, V). Specify the accent color (A, S).</b>				

	W x D x H (in)	W x D x H (mm)	Code	All Laminate (\$)	HPL Surfaces (\$)
<b>Rectangular surfaces</b>	<i>2 steel legs. Reinforcement bar included with 60" long surfaces (1" thick top only).</i>				
	72 x 36 x 29 <sup>3</sup> / <sub>8</sub>	1800 x 900 x 744	M_N_--RS3672	1,207	1,600
	72 x 30 x 29 <sup>3</sup> / <sub>8</sub>	1800 x 750 x 744	M_N_--RS3072	1,033	1,375
	66 x 30 x 29 <sup>3</sup> / <sub>8</sub>	1650 x 750 x 744	M_N_--RS3066	963	1,325
	60 x 30 x 29 <sup>3</sup> / <sub>8</sub>	1500 x 750 x 744	M_N_--RS3060	920	1,274
	<b>Specify the surface type (1, 2). Edge N. Specify the leg code (Q, V). Specify the accent color (A, S).</b>				
	72 x 36 x 29 <sup>3</sup> / <sub>8</sub>	1800 x 900 x 757	M_---RS3672	1,292	1,808
	72 x 30 x 29 <sup>3</sup> / <sub>8</sub>	1800 x 750 x 757	M_---RS3072	1,207	1,676
	66 x 30 x 29 <sup>3</sup> / <sub>8</sub>	1650 x 750 x 757	M_---RS3066	1,172	1,648
	60 x 30 x 29 <sup>3</sup> / <sub>8</sub>	1500 x 750 x 757	M_---RS3060	1,123	1,579
	<b>Specify the surface type (5, 6). Specify the edge (N, 1, 2). Specify the leg code (Q, V). Specify the accent color (A, S).</b>				

	W x D x H (in)	W x D x H (mm)	Code	All Laminate (\$)	HPL Surfaces (\$)
<b>Rectangular surfaces with modesty panel</b>	<i>Reversible. Half-height laminate modesty panel. 2 steel legs. Reinforcement bar included with 60" long surfaces (1" thick top only).</i>				
	72 x 36 x 29 <sup>3</sup> / <sub>8</sub>	1800 x 900 x 744	M_N_--RSM3672	1,483	1,887
	72 x 30 x 29 <sup>3</sup> / <sub>8</sub>	1800 x 750 x 744	M_N_--RSM3072	1,299	1,661
	66 x 30 x 29 <sup>3</sup> / <sub>8</sub>	1650 x 750 x 744	M_N_--RSM3066	1,259	1,600
	60 x 30 x 29 <sup>3</sup> / <sub>8</sub>	1500 x 750 x 744	M_N_--RSM3060	1,216	1,559
	<b>Specify the surface type (1, 2). Edge N. Specify the leg code (Q, V). Specify the accent color (A, S).</b>				
	72 x 36 x 29 <sup>3</sup> / <sub>8</sub>	1800 x 900 x 757	M_---RSM3672	1,566	2,095
	72 x 30 x 29 <sup>3</sup> / <sub>8</sub>	1800 x 750 x 757	M_---RSM3072	1,483	1,952
	66 x 30 x 29 <sup>3</sup> / <sub>8</sub>	1650 x 750 x 757	M_---RSM3066	1,451	1,921
	60 x 30 x 29 <sup>3</sup> / <sub>8</sub>	1500 x 750 x 757	M_---RSM3060	1,399	1,857
	<b>Specify the surface type (5, 6). Specify the edge (N, 1, 2). Specify the leg code (Q, V). Specify the accent color (A, S).</b>				

	W x D x H (in)	W x D x H (mm)	Code	All Laminate (\$)	HPL Surfaces (\$)
<b>Y-shape surfaces</b>	<i>2 steel legs.</i>				
	72 x 42 x 29 <sup>3</sup> / <sub>8</sub>	1800 x 1050 x 744	M_N_--YS3672	1,249	1,887
	66 x 42 x 29 <sup>3</sup> / <sub>8</sub>	1650 x 1050 x 744	M_N_--YS3666	1,074	1,510
	60 x 42 x 29 <sup>3</sup> / <sub>8</sub>	1500 x 1050 x 744	M_N_--YS3660	1,038	1,451
	<b>Specify the surface type (1, 2). Edge N. Specify the leg code (Q, V). Specify the accent color (A, S).</b>				
	72 x 42 x 29 <sup>3</sup> / <sub>8</sub>	1800 x 1050 x 757	M_---YS3672	1,517	2,129
	66 x 42 x 29 <sup>3</sup> / <sub>8</sub>	1650 x 1050 x 757	M_---YS3666	1,458	2,046
	60 x 42 x 29 <sup>3</sup> / <sub>8</sub>	1500 x 1050 x 757	M_---YS3660	1,399	1,968
	<b>Specify the surface type (5, 6). Specify the edge (N, 1, 2). Specify the leg code (Q, V). Specify the accent color (A, S).</b>				

	W x D x H (in)	W x D x H (mm)	Code	All Laminate (\$)	HPL Surfaces (\$)
<b>Y-shape surfaces with modesty panel</b>	<i>Reversible. Half-height laminate modesty panel. 2 steel legs.</i>				
	72 x 42 x 29 <sup>3</sup> / <sub>8</sub>	1800 x 1050 x 744	M_N_--YSM3672	1,526	2,164
	66 x 42 x 29 <sup>3</sup> / <sub>8</sub>	1650 x 1050 x 744	M_N_--YSM3666	1,350	1,785
	60 x 42 x 29 <sup>3</sup> / <sub>8</sub>	1500 x 1050 x 744	M_N_--YSM3660	1,315	1,726
	<b>Specify the surface type (1, 2). Edge N. Specify the leg code (Q, V). Specify the accent color (A, S).</b>				
	72 x 42 x 29 <sup>3</sup> / <sub>8</sub>	1800 x 1050 x 757	M_---YSM3672	1,794	2,407
	66 x 42 x 29 <sup>3</sup> / <sub>8</sub>	1650 x 1050 x 757	M_---YSM3666	1,736	2,331
	60 x 42 x 29 <sup>3</sup> / <sub>8</sub>	1500 x 1050 x 757	M_---YSM3660	1,686	2,247
	<b>Specify the surface type (5, 6). Specify the edge (N, 1, 2). Specify the leg code (Q, V). Specify the accent color (A, S).</b>				



All Laminate (\$)  
HPL Surfaces (\$)

**Left boomerang surfaces**



Packaged in 2 boxes.

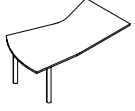
W x D x H (in)	W x D x H (mm)	Code	All Laminate (\$)	HPL Surfaces (\$)
<i>2 steel legs.</i>				
72 x 42 x 29 <sup>3</sup> / <sub>8</sub>	1800 x 1050 x 744	M_N__-BGS3672	1,216	1,837
66 x 42 x 29 <sup>3</sup> / <sub>8</sub>	1650 x 1050 x 744	M_N__-BGS3666	1,038	1,451
60 x 42 x 29 <sup>3</sup> / <sub>8</sub>	1500 x 1050 x 744	M_N__-BGS3660	998	1,399

Specify the surface type (1, 2). Edge N. Specify the leg code (Q, V).  
Specify the accent color (A, S).

72 x 42 x 29 <sup>3</sup> / <sub>8</sub>	1800 x 1050 x 757	M____-BGS3672	1,439	2,020
66 x 42 x 29 <sup>3</sup> / <sub>8</sub>	1650 x 1050 x 757	M____-BGS3666	1,382	1,944
60 x 42 x 29 <sup>3</sup> / <sub>8</sub>	1500 x 1050 x 757	M____-BGS3660	1,333	1,870

Specify the surface type (5, 6). Specify the edge (N, 1, 2). Specify the leg code (Q, V).  
Specify the accent color (A, S).

**Right boomerang surfaces**



Packaged in 2 boxes.

<i>2 steel legs.</i>				
72 x 42 x 29 <sup>3</sup> / <sub>8</sub>	1800 x 1050 x 744	M_N__-3672BGS	1,216	1,837
66 x 42 x 29 <sup>3</sup> / <sub>8</sub>	1650 x 1050 x 744	M_N__-3666BGS	1,038	1,451
60 x 42 x 29 <sup>3</sup> / <sub>8</sub>	1500 x 1050 x 744	M_N__-3660BGS	998	1,399

Specify the surface type (1, 2). Edge N. Specify the leg code (Q, V).  
Specify the accent color (A, S).

72 x 42 x 29 <sup>3</sup> / <sub>8</sub>	1800 x 1050 x 757	M____-3672BGS	1,439	2,020
66 x 42 x 29 <sup>3</sup> / <sub>8</sub>	1650 x 1050 x 757	M____-3666BGS	1,382	1,944
60 x 42 x 29 <sup>3</sup> / <sub>8</sub>	1500 x 1050 x 757	M____-3660BGS	1,333	1,870

Specify the surface type (5, 6). Specify the edge (N, 1, 2). Specify the leg code (Q, V).  
Specify the accent color (A, S).

**Left boomerang surfaces with modesty panel**



Modesty panel options, change M to:  
T Translucent, add \$418;  
X Matrix, add \$671.  
Packaged in 2 boxes.

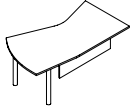
<i>Half-height laminate modesty panel. 2 steel legs.</i>				
72 x 42 x 29 <sup>3</sup> / <sub>8</sub>	1800 x 1050 x 744	M_N__-BGS3672	1,491	2,120
66 x 42 x 29 <sup>3</sup> / <sub>8</sub>	1650 x 1050 x 744	M_N__-BGS3666	1,315	1,726
60 x 42 x 29 <sup>3</sup> / <sub>8</sub>	1500 x 1050 x 744	M_N__-BGS3660	1,274	1,686

Specify the surface type (1, 2). Edge N. Specify the leg code (Q, V).  
Specify the accent color (A, S).

72 x 42 x 29 <sup>3</sup> / <sub>8</sub>	1800 x 1050 x 757	M____-BGS3672	1,720	2,306
66 x 42 x 29 <sup>3</sup> / <sub>8</sub>	1650 x 1050 x 757	M____-BGS3666	1,669	2,214
60 x 42 x 29 <sup>3</sup> / <sub>8</sub>	1500 x 1050 x 757	M____-BGS3660	1,600	2,144

Specify the surface type (5, 6). Specify the edge (N, 1, 2). Specify the leg code (Q, V).  
Specify the accent color (A, S).

**Right boomerang surfaces with modesty panel**



Modesty panel options, change M to:  
T Translucent, add \$418;  
X Matrix, add \$671.  
Packaged in 2 boxes.

<i>Half-height laminate modesty panel. 2 steel legs.</i>				
72 x 42 x 29 <sup>3</sup> / <sub>8</sub>	1800 x 1050 x 744	M_N__-3672BGS	1,491	2,120
66 x 42 x 29 <sup>3</sup> / <sub>8</sub>	1650 x 1050 x 744	M_N__-3666BGS	1,315	1,726
60 x 42 x 29 <sup>3</sup> / <sub>8</sub>	1500 x 1050 x 744	M_N__-3660BGS	1,274	1,686

Specify the surface type (1, 2). Edge N. Specify the leg code (Q, V).  
Specify the accent color (A, S).

72 x 42 x 29 <sup>3</sup> / <sub>8</sub>	1800 x 1050 x 757	M____-3672BGS	1,720	2,306
66 x 42 x 29 <sup>3</sup> / <sub>8</sub>	1650 x 1050 x 757	M____-3666BGS	1,669	2,214
60 x 42 x 29 <sup>3</sup> / <sub>8</sub>	1500 x 1050 x 757	M____-3660BGS	1,600	2,144

Specify the surface type (5, 6). Specify the edge (N, 1, 2). Specify the leg code (Q, V).  
Specify the accent color (A, S).



All Laminate (\$)  
HPL Surfaces (\$)

**Left conference extensions**



Packaged in 2 boxes.

W x D x H (in)	W x D x H (mm)	Code	All Laminate (\$)	HPL Surfaces (\$)
<i>1 steel leg. 1 grommet.</i>				
48 x 48 x 29 <sup>3</sup> / <sub>8</sub>	1200 x 1200 x 744	M_N__-CE484824	1,083	1,315
48 x 42 x 29 <sup>3</sup> / <sub>8</sub>	1200 x 1050 x 744	M_N__-CE424824	1,056	1,259
48 x 36 x 29 <sup>3</sup> / <sub>8</sub>	1200 x 900 x 744	M_N__-CE364824	1,023	1,223
42 x 42 x 29 <sup>3</sup> / <sub>8</sub>	1050 x 1050 x 744	M_N__-CE424224	998	1,207
42 x 36 x 29 <sup>3</sup> / <sub>8</sub>	1050 x 900 x 744	M_N__-CE364224	989	1,159
36 x 36 x 29 <sup>3</sup> / <sub>8</sub>	900 x 900 x 744	M_N__-CE363624	948	1,089

Specify the surface type (1, 2). Edge N. Specify the leg code (Q, V).  
Specify the accent color (A, S).

48 x 48 x 29 <sup>3</sup> / <sub>8</sub>	1200 x 1200 x 757	M____-CE484824	1,341	1,541
48 x 42 x 29 <sup>3</sup> / <sub>8</sub>	1200 x 1050 x 757	M____-CE424824	1,281	1,458
48 x 36 x 29 <sup>3</sup> / <sub>8</sub>	1200 x 900 x 757	M____-CE364824	1,249	1,426
42 x 42 x 29 <sup>3</sup> / <sub>8</sub>	1050 x 1050 x 757	M____-CE424224	1,229	1,382
42 x 36 x 29 <sup>3</sup> / <sub>8</sub>	1050 x 900 x 757	M____-CE364224	1,184	1,315
36 x 36 x 29 <sup>3</sup> / <sub>8</sub>	900 x 900 x 757	M____-CE363624	1,114	1,241

Specify the surface type (5, 6). Specify the edge (N, 1, 2). Specify the leg code (Q, V).  
Specify the accent color (A, S).

**Right conference extensions**



Packaged in 2 boxes.

<i>1 steel leg. 1 grommet.</i>				
48 x 48 x 29 <sup>3</sup> / <sub>8</sub>	1200 x 1200 x 744	M_N__-CE244848	1,083	1,315
48 x 42 x 29 <sup>3</sup> / <sub>8</sub>	1200 x 1050 x 744	M_N__-CE244842	1,056	1,259
48 x 36 x 29 <sup>3</sup> / <sub>8</sub>	1200 x 900 x 744	M_N__-CE244836	1,023	1,223
42 x 42 x 29 <sup>3</sup> / <sub>8</sub>	1050 x 1050 x 744	M_N__-CE244242	998	1,207
42 x 36 x 29 <sup>3</sup> / <sub>8</sub>	1050 x 900 x 744	M_N__-CE244236	989	1,159
36 x 36 x 29 <sup>3</sup> / <sub>8</sub>	900 x 900 x 744	M_N__-CE243636	948	1,089

Specify the surface type (1, 2). Edge N. Specify the leg code (Q, V).  
Specify the accent color (A, S).

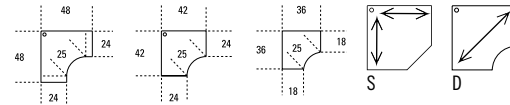
48 x 48 x 29 <sup>3</sup> / <sub>8</sub>	1200 x 1200 x 757	M____-CE244848	1,341	1,541
48 x 42 x 29 <sup>3</sup> / <sub>8</sub>	1200 x 1050 x 757	M____-CE244842	1,281	1,458
48 x 36 x 29 <sup>3</sup> / <sub>8</sub>	1200 x 900 x 757	M____-CE244836	1,249	1,426
42 x 42 x 29 <sup>3</sup> / <sub>8</sub>	1050 x 1050 x 757	M____-CE244242	1,229	1,382
42 x 36 x 29 <sup>3</sup> / <sub>8</sub>	1050 x 900 x 757	M____-CE244236	1,184	1,315
36 x 36 x 29 <sup>3</sup> / <sub>8</sub>	900 x 900 x 757	M____-CE243636	1,114	1,241

Specify the surface type (5, 6). Specify the edge (N, 1, 2). Specify the leg code (Q, V).  
Specify the accent color (A, S).

**Corner modules**



*Full-height modesty panel. 1 grommet.*



48 x 48 x 29 <sup>3</sup> / <sub>8</sub>	1200 x 1200 x 744	M_NN_-CM4824S	1,292	1,808
42 x 42 x 29 <sup>3</sup> / <sub>8</sub>	1050 x 1050 x 744	M_NN_-CM4224S	1,123	1,586
36 x 36 x 29 <sup>3</sup> / <sub>8</sub>	900 x 900 x 744	M_NN_-CM3618S	1,108	1,550

Specify the surface type (1, 2). Edge N. Specify the accent color (A, S).  
Diagonal wood grain: change S to D, add 10% to the price.

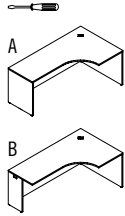
48 x 48 x 29 <sup>3</sup> / <sub>8</sub>	1200 x 1200 x 757	M_NN_-CM4824S	1,566	2,195
42 x 42 x 29 <sup>3</sup> / <sub>8</sub>	1050 x 1050 x 757	M_NN_-CM4224S	1,409	1,986
36 x 36 x 29 <sup>3</sup> / <sub>8</sub>	900 x 900 x 757	M_NN_-CM3618S	1,299	1,819

Specify the surface type (5, 6). Specify the edge (N, 1, 2). Specify the accent color (A, S).  
Diagonal wood grain: change S to D, add 10% to the price.



All Laminate (\$)  
HPL Surfaces (\$)

**Left extended corner modules – 24" D**



W x D x H (in) W x D x H (mm) Code

Full-height modesty panel. 1 grommet.

Surface	R1	R2
72"/48"	28 7/8"	5 1/4"
66"/48"	23"	5 1/4"
60"/48"	17 1/16"	5 1/4"
72"/42"	28 7/8"	0"
66"/42"	23"	0"
60"/42"	17 1/16"	0"
72"/36"	17 1/16"	0"
66"/36"	23 3/8"	0"
60"/36"	18"	0"

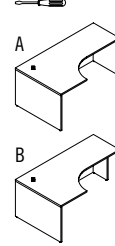
72 x 48 x 29 3/8	1800 x 1200 x 744	M_NN -CM724824	1,777	2,482
66 x 48 x 29 3/8	1650 x 1200 x 744	M_NN -CM664824	1,686	2,355
60 x 48 x 29 3/8	1500 x 1200 x 744	M_NN -CM604824	1,586	2,220
72 x 42 x 29 3/8	1800 x 1050 x 744	M_NN -CM724224	1,686	2,355
66 x 42 x 29 3/8	1650 x 1050 x 744	M_NN -CM664224	1,586	2,220
60 x 42 x 29 3/8	1500 x 1050 x 744	M_NN -CM604224	1,503	2,103
72 x 36 x 29 3/8	1800 x 900 x 744	M_NN -CM723624	1,586	2,220
66 x 36 x 29 3/8	1650 x 900 x 744	M_NN -CM663624	1,426	1,995
60 x 36 x 29 3/8	1500 x 900 x 744	M_NN -CM603624	1,333	1,870

Specify the surface type (1, 2). Edge N. Specify the accent color (A, S).  
Specify panel legs (A, B).

72 x 48 x 29 7/8	1800 x 1200 x 757	M_N -CM724824	2,046	2,877
66 x 48 x 29 7/8	1650 x 1200 x 757	M_N -CM664824	1,957	2,750
60 x 48 x 29 7/8	1500 x 1200 x 757	M_N -CM604824	1,870	2,615
72 x 42 x 29 7/8	1800 x 1050 x 757	M_N -CM724224	1,957	2,750
66 x 42 x 29 7/8	1650 x 1050 x 757	M_N -CM664224	1,870	2,615
60 x 42 x 29 7/8	1500 x 1050 x 757	M_N -CM604224	1,777	2,482
72 x 36 x 29 7/8	1800 x 900 x 757	M_N -CM723624	1,720	2,415
66 x 36 x 29 7/8	1650 x 900 x 757	M_N -CM663624	1,627	2,279
60 x 36 x 29 7/8	1500 x 900 x 757	M_N -CM603624	1,526	2,139

Specify the surface type (5, 6). Specify the edge (N, 1, 2). Specify the accent color (A, S). Specify panel legs (A, B).

**Right extended corner modules – 24" D**



W x D x H (in) W x D x H (mm) Code

Full-height modesty panel. 1 grommet.

Surface	R1	R2
72"/48"	28 7/8"	5 1/4"
66"/48"	23"	5 1/4"
60"/48"	17 1/16"	5 1/4"
72"/42"	28 7/8"	0"
66"/42"	23"	0"
60"/42"	17 1/16"	0"
72"/36"	17 1/16"	0"
66"/36"	23 3/8"	0"
60"/36"	18"	0"

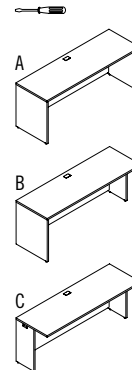
72 x 48 x 29 3/8	1800 x 1200 x 744	M_NN -CM487224	1,777	2,482
66 x 48 x 29 3/8	1650 x 1200 x 744	M_NN -CM486624	1,686	2,355
60 x 48 x 29 3/8	1500 x 1200 x 744	M_NN -CM486024	1,586	2,220
72 x 42 x 29 3/8	1800 x 1050 x 744	M_NN -CM427224	1,686	2,355
66 x 42 x 29 3/8	1650 x 1050 x 744	M_NN -CM426624	1,586	2,220
60 x 42 x 29 3/8	1500 x 1050 x 744	M_NN -CM426024	1,503	2,103
72 x 36 x 29 3/8	1800 x 900 x 744	M_NN -CM367224	1,586	2,220
66 x 36 x 29 3/8	1650 x 900 x 744	M_NN -CM366624	1,426	1,995
60 x 36 x 29 3/8	1500 x 900 x 744	M_NN -CM366024	1,333	1,870

Specify the surface type (1, 2). Edge N. Specify the accent color (A, S).  
Specify panel legs (A, B).

72 x 48 x 29 7/8	1800 x 1200 x 757	M_N -CM487224	2,046	2,877
66 x 48 x 29 7/8	1650 x 1200 x 757	M_N -CM486624	1,957	2,750
60 x 48 x 29 7/8	1500 x 1200 x 757	M_N -CM486024	1,870	2,615
72 x 42 x 29 7/8	1800 x 1050 x 757	M_N -CM427224	1,957	2,750
66 x 42 x 29 7/8	1650 x 1050 x 757	M_N -CM426624	1,870	2,615
60 x 42 x 29 7/8	1500 x 1050 x 757	M_N -CM426024	1,777	2,482
72 x 36 x 29 7/8	1800 x 900 x 757	M_N -CM367224	1,720	2,415
66 x 36 x 29 7/8	1650 x 900 x 757	M_N -CM366624	1,627	2,279
60 x 36 x 29 7/8	1500 x 900 x 757	M_N -CM366024	1,526	2,139

Specify the surface type (5, 6). Specify the edge (N, 1, 2). Specify the accent color (A, S). Specify panel legs (A, B).

**Rectangular tables – 30" D**



W x D x H (in) W x D x H (mm) Code

72 x 30 x 29 3/8	1800 x 750 x 744	M_NN -DT3072	1,190	1,676
66 x 30 x 29 3/8	1650 x 750 x 744	M_NN -DT3066	1,159	1,619
60 x 30 x 29 3/8	1500 x 750 x 744	M_NN -DT3060	1,096	1,541
54 x 30 x 29 3/8	1350 x 750 x 744	M_NN -DT3054	1,056	1,483
48 x 30 x 29 3/8	1200 x 750 x 744	M_NN -DT3048	998	1,207
42 x 30 x 29 3/8	1050 x 750 x 744	M_NN -DT3042	948	1,140
36 x 30 x 29 3/8	900 x 750 x 744	M_NN -DT3036	896	1,083
30 x 30 x 29 3/8	750 x 750 x 744	M_NN -DT3030	856	1,033
24 x 30 x 29 3/8	600 x 750 x 744	M_NN -DT3024	797	955

Specify the surface type (1, 2). Edge N. Specify the accent color (A, S).  
Specify panel legs (A, B, C).

72 x 30 x 29 7/8	1800 x 750 x 757	M_N -DT3072	1,388	1,957
66 x 30 x 29 7/8	1650 x 750 x 757	M_N -DT3066	1,350	1,894
60 x 30 x 29 7/8	1500 x 750 x 757	M_N -DT3060	1,292	1,808
54 x 30 x 29 7/8	1350 x 750 x 757	M_N -DT3054	1,249	1,743
48 x 30 x 29 7/8	1200 x 750 x 757	M_N -DT3048	1,159	1,382
42 x 30 x 29 7/8	1050 x 750 x 757	M_N -DT3042	1,096	1,325
36 x 30 x 29 7/8	900 x 750 x 757	M_N -DT3036	1,056	1,268
30 x 30 x 29 7/8	750 x 750 x 757	M_N -DT3030	998	1,207
24 x 30 x 29 7/8	600 x 750 x 757	M_N -DT3024	948	1,140

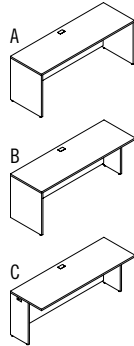
Specify the surface type (5, 6). Specify the edge (N, 1, 2). Specify the accent color (A, S). Specify panel legs (A, B, C).



All Laminate (\$)  
HPL Surfaces (\$)

**Rectangular tables – 24" D**

W x D x H (in)	W x D x H (mm)	Code	All Laminate (\$)	HPL Surfaces (\$)
<i>Full-height modesty panel. 1 grommet.</i>				
72 x 24 x 29 <sup>3</sup> / <sub>8</sub>	1800 x 600 x 744	M_NN-DT2472	1,159	1,619
66 x 24 x 29 <sup>3</sup> / <sub>8</sub>	1650 x 600 x 744	M_NN-DT2466	1,096	1,541
60 x 24 x 29 <sup>3</sup> / <sub>8</sub>	1500 x 600 x 744	M_NN-DT2460	1,056	1,483
54 x 24 x 29 <sup>3</sup> / <sub>8</sub>	1350 x 600 x 744	M_NN-DT2454	998	1,399
48 x 24 x 29 <sup>3</sup> / <sub>8</sub>	1200 x 600 x 744	M_NN-DT2448	948	1,140
42 x 24 x 29 <sup>3</sup> / <sub>8</sub>	1050 x 600 x 744	M_NN-DT2442	896	1,083
36 x 24 x 29 <sup>3</sup> / <sub>8</sub>	900 x 600 x 744	M_NN-DT2436	856	1,033
30 x 24 x 29 <sup>3</sup> / <sub>8</sub>	750 x 600 x 744	M_NN-DT2430	797	955
24 x 24 x 29 <sup>3</sup> / <sub>8</sub>	600 x 600 x 744	M_NN-DT2424	753	912



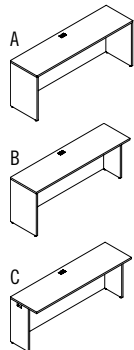
Specify the surface type (1, 2). Edge N. Specify the accent color (A, S). Specify panel legs (A, B, C).

72 x 24 x 29 <sup>7</sup> / <sub>8</sub>	1800 x 600 x 757	M_N-DT2472	1,292	1,808
66 x 24 x 29 <sup>7</sup> / <sub>8</sub>	1650 x 600 x 757	M_N-DT2466	1,249	1,743
60 x 24 x 29 <sup>7</sup> / <sub>8</sub>	1500 x 600 x 757	M_N-DT2460	1,190	1,676
54 x 24 x 29 <sup>7</sup> / <sub>8</sub>	1350 x 600 x 757	M_N-DT2454	1,159	1,619
48 x 24 x 29 <sup>7</sup> / <sub>8</sub>	1200 x 600 x 757	M_N-DT2448	1,056	1,268
42 x 24 x 29 <sup>7</sup> / <sub>8</sub>	1050 x 600 x 757	M_N-DT2442	998	1,207
36 x 24 x 29 <sup>7</sup> / <sub>8</sub>	900 x 600 x 757	M_N-DT2436	948	1,140
30 x 24 x 29 <sup>7</sup> / <sub>8</sub>	750 x 600 x 757	M_N-DT2430	896	1,083
24 x 24 x 29 <sup>7</sup> / <sub>8</sub>	600 x 600 x 757	M_N-DT2424	856	1,033

Specify the surface type (5, 6). Specify the edge (N, 1, 2). Specify the accent color (A, S). Specify panel legs (A, B, C).

**Rectangular tables – 20" D**

W x D x H (in)	W x D x H (mm)	Code	All Laminate (\$)	HPL Surfaces (\$)
<i>Full-height modesty panel. 1 grommet.</i>				
72 x 20 x 29 <sup>3</sup> / <sub>8</sub>	1800 x 500 x 744	M_NN-DT2072	1,123	1,586
66 x 20 x 29 <sup>3</sup> / <sub>8</sub>	1650 x 500 x 744	M_NN-DT2066	1,062	1,510
60 x 20 x 29 <sup>3</sup> / <sub>8</sub>	1500 x 500 x 744	M_NN-DT2060	1,023	1,451
54 x 20 x 29 <sup>3</sup> / <sub>8</sub>	1350 x 500 x 744	M_NN-DT2054	955	1,370
48 x 20 x 29 <sup>3</sup> / <sub>8</sub>	1200 x 500 x 744	M_NN-DT2048	912	1,108
42 x 20 x 29 <sup>3</sup> / <sub>8</sub>	1050 x 500 x 744	M_NN-DT2042	864	1,048
36 x 20 x 29 <sup>3</sup> / <sub>8</sub>	900 x 500 x 744	M_NN-DT2036	823	998
30 x 20 x 29 <sup>3</sup> / <sub>8</sub>	750 x 500 x 744	M_NN-DT2030	753	920
24 x 20 x 29 <sup>3</sup> / <sub>8</sub>	600 x 500 x 744	M_NN-DT2024	722	881



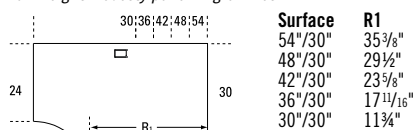
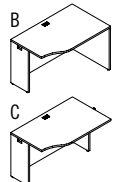
Specify the surface type (1, 2). Edge N. Specify the accent color (A, S). Specify panel legs (A, B, C).

72 x 20 x 29 <sup>7</sup> / <sub>8</sub>	1800 x 500 x 757	M_N-DT2072	1,259	1,777
66 x 20 x 29 <sup>7</sup> / <sub>8</sub>	1650 x 500 x 757	M_N-DT2066	1,216	1,706
60 x 20 x 29 <sup>7</sup> / <sub>8</sub>	1500 x 500 x 757	M_N-DT2060	1,159	1,641
54 x 20 x 29 <sup>7</sup> / <sub>8</sub>	1350 x 500 x 757	M_N-DT2054	1,123	1,586
48 x 20 x 29 <sup>7</sup> / <sub>8</sub>	1200 x 500 x 757	M_N-DT2048	1,023	1,229
42 x 20 x 29 <sup>7</sup> / <sub>8</sub>	1050 x 500 x 757	M_N-DT2042	955	1,164
36 x 20 x 29 <sup>7</sup> / <sub>8</sub>	900 x 500 x 757	M_N-DT2036	912	1,108
30 x 20 x 29 <sup>7</sup> / <sub>8</sub>	750 x 500 x 757	M_N-DT2030	864	1,048
24 x 20 x 29 <sup>7</sup> / <sub>8</sub>	600 x 500 x 757	M_N-DT2024	823	998

Specify the surface type (5, 6). Specify the edge (N, 1, 2). Specify the accent color (A, S). Specify panel legs (A, B, C).

**Left asymmetrical tables – 30" D**

W x D x H (in)	W x D x H (mm)	Code	All Laminate (\$)	HPL Surfaces (\$)
<i>Full-height modesty panel. 1 grommet.</i>				
54 x 30 x 29 <sup>3</sup> / <sub>8</sub>	1350 x 750 x 744	M_NN-AT245430	1,033	1,439
48 x 30 x 29 <sup>3</sup> / <sub>8</sub>	1200 x 750 x 744	M_NN-AT244830	972	1,184



Surface	R1
54"/30"	35 <sup>3</sup> / <sub>8</sub> "
48"/30"	29 <sup>1</sup> / <sub>2</sub> "
42"/30"	23 <sup>3</sup> / <sub>8</sub> "
36"/30"	17 <sup>11</sup> / <sub>16</sub> "
30"/30"	11 <sup>3</sup> / <sub>4</sub> "



All Laminate (\$)  
HPL Surfaces (\$)

**Left asymmetrical tables – 30" D (cont'd)**

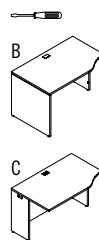
W x D x H (in)	W x D x H (mm)	Code	All Laminate (\$)	HPL Surfaces (\$)
42 x 30 x 29 <sup>3</sup> / <sub>8</sub>	1050 x 750 x 744	M_NN-AT244230	932	1,123
36 x 30 x 29 <sup>3</sup> / <sub>8</sub>	900 x 750 x 744	M_NN-AT243630	890	1,074
30 x 30 x 29 <sup>3</sup> / <sub>8</sub>	750 x 750 x 744	M_NN-AT243030	837	1,023

Specify the surface type (1, 2). Edge N. Specify the accent color (A, S). Specify panel legs (B, C).

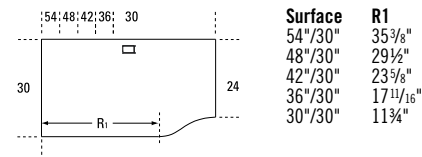
54 x 30 x 29 <sup>7</sup> / <sub>8</sub>	1350 x 750 x 757	M_N-AT245430	1,216	1,700
48 x 30 x 29 <sup>7</sup> / <sub>8</sub>	1200 x 750 x 757	M_N-AT244830	1,108	1,333
42 x 30 x 29 <sup>7</sup> / <sub>8</sub>	1050 x 750 x 757	M_N-AT244230	1,074	1,292
36 x 30 x 29 <sup>7</sup> / <sub>8</sub>	900 x 750 x 757	M_N-AT243630	1,033	1,241
30 x 30 x 29 <sup>7</sup> / <sub>8</sub>	750 x 750 x 757	M_N-AT243030	972	1,184

Specify the surface type (5, 6). Specify the edge (N, 1, 2). Specify the accent color (A, S). Specify panel legs (B, C).

**Right asymmetrical tables – 30" D**



*Full-height modesty panel. 1 grommet.*



Surface	R1
54"/30"	35 <sup>3</sup> / <sub>8</sub> "
48"/30"	29 <sup>1</sup> / <sub>2</sub> "
42"/30"	23 <sup>3</sup> / <sub>8</sub> "
36"/30"	17 <sup>11</sup> / <sub>16</sub> "
30"/30"	11 <sup>3</sup> / <sub>4</sub> "

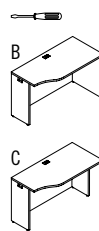
54 x 30 x 29 <sup>7</sup> / <sub>8</sub>	1350 x 750 x 744	M_NN-AT305424	1,033	1,439
48 x 30 x 29 <sup>7</sup> / <sub>8</sub>	1200 x 750 x 744	M_NN-AT304824	972	1,184
42 x 30 x 29 <sup>7</sup> / <sub>8</sub>	1050 x 750 x 744	M_NN-AT304224	932	1,123
36 x 30 x 29 <sup>7</sup> / <sub>8</sub>	900 x 750 x 744	M_NN-AT303624	890	1,074
30 x 30 x 29 <sup>7</sup> / <sub>8</sub>	750 x 750 x 744	M_NN-AT303024	837	1,023

Specify the surface type (1, 2). Edge N. Specify the accent color (A, S). Specify panel legs (B, C).

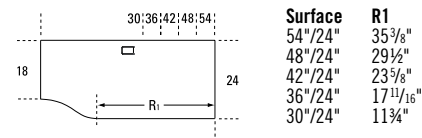
54 x 30 x 29 <sup>7</sup> / <sub>8</sub>	1350 x 750 x 757	M_N-AT305424	1,216	1,700
48 x 30 x 29 <sup>7</sup> / <sub>8</sub>	1200 x 750 x 757	M_N-AT304824	1,108	1,333
42 x 30 x 29 <sup>7</sup> / <sub>8</sub>	1050 x 750 x 757	M_N-AT304224	1,074	1,292
36 x 30 x 29 <sup>7</sup> / <sub>8</sub>	900 x 750 x 757	M_N-AT303624	1,033	1,241
30 x 30 x 29 <sup>7</sup> / <sub>8</sub>	750 x 750 x 757	M_N-AT303024	972	1,184

Specify the surface type (5, 6). Specify the edge (N, 1, 2). Specify the accent color (A, S). Specify panel legs (B, C).

**Left asymmetrical tables – 24" D**



*Full-height modesty panel. 1 grommet.*



Surface	R1
54"/24"	35 <sup>3</sup> / <sub>8</sub> "
48"/24"	29 <sup>1</sup> / <sub>2</sub> "
42"/24"	23 <sup>3</sup> / <sub>8</sub> "
36"/24"	17 <sup>11</sup> / <sub>16</sub> "
30"/24"	11 <sup>3</sup> / <sub>4</sub> "

54 x 24 x 29 <sup>3</sup> / <sub>8</sub>	1350 x 600 x 744	M_NN-AT185424	972	1,375
48 x 24 x 29 <sup>3</sup> / <sub>8</sub>	1200 x 600 x 744	M_NN-AT184824	932	1,123
42 x 24 x 29 <sup>3</sup> / <sub>8</sub>	1050 x 600 x 744	M_NN-AT184224	890	1,074
36 x 24 x 29 <sup>3</sup> / <sub>8</sub>	900 x 600 x 744	M_NN-AT183624	837	1,023
30 x 24 x 29 <sup>3</sup> / <sub>8</sub>	750 x 600 x 744	M_NN-AT183024	797	955

Specify the surface type (1, 2). Edge N. Specify the accent color (A, S). Specify panel legs (B, C).

54 x 24 x 29 <sup>7</sup> / <sub>8</sub>	1350 x 600 x 757	M_N-AT185424	1,164	1,641
48 x 24 x 29 <sup>7</sup> / <sub>8</sub>	1200 x 600 x 757	M_N-AT184824	1,074	1,292
42 x 24 x 29 <sup>7</sup> / <sub>8</sub>	1050 x 600 x 757	M_N-AT184224	1,033	1,241
36 x 24 x 29 <sup>7</sup> / <sub>8</sub>	900 x 600 x 757	M_N-AT183624	972	1,184
30 x 24 x 29 <sup>7</sup> / <sub>8</sub>	750 x 600 x 757	M_N-AT183024	932	1,123

Specify the surface type (5, 6). Specify the edge (N, 1, 2). Specify the accent color (A, S). Specify panel legs (B, C).





All Laminate (\$)  
HPL Surfaces (\$)

**Right asymmetrical tables – 24" D**

*Full-height modesty panel. 1 grommet.*

W x D x H (in)	W x D x H (mm)	Code	Surface	R1	All Laminate (\$)	HPL Surfaces (\$)
54 x 24 x 29 7/8	1350 x 600 x 744	M_NN-AT245418	54"/24"	35 3/8"	972	1,375
48 x 24 x 29 7/8	1200 x 600 x 744	M_NN-AT244818	48"/24"	29 1/2"	932	1,123
42 x 24 x 29 7/8	1050 x 600 x 744	M_NN-AT244218	42"/24"	23 3/8"	890	1,074
36 x 24 x 29 7/8	900 x 600 x 744	M_NN-AT243618	36"/24"	17 11/16"	837	1,023
30 x 24 x 29 7/8	750 x 600 x 744	M_NN-AT243018	30"/24"	11 3/4"	797	955

**Right lateral file credenzas (cont'd)**

W x D x H (in)	W x D x H (mm)	Code	All Laminate (\$)	HPL Surfaces (\$)
72 x 24 x 29 7/8	1800 x 600 x 757	M_--_-LF2472S	2,591	3,101
60 x 24 x 29 7/8	1500 x 600 x 757	M_--_-LF2460S	2,383	2,865
72 x 20 x 29 7/8	1800 x 500 x 757	M_--_-LF2072S	2,383	2,865
60 x 20 x 29 7/8	1500 x 500 x 757	M_--_-LF2060S	2,220	2,674

**Specify the surface type (5, 6). Specify the edge (N, 1, 2). Specify the handle code (A, C, K, W, Z). Specify the accent color (A, S).**

**Right lateral file credenzas**

*2 file drawers on right with suspension bars. Lock. Grommet on back.*

W x D x H (in)	W x D x H (mm)	Code	All Laminate (\$)	HPL Surfaces (\$)
72 x 24 x 29 7/8	1800 x 600 x 744	M_N_--S2472LF	2,298	2,757
60 x 24 x 29 7/8	1500 x 600 x 744	M_N_--S2460LF	2,095	2,515
72 x 20 x 29 7/8	1800 x 500 x 744	M_N_--S2072LF	2,095	2,515
60 x 20 x 29 7/8	1500 x 500 x 744	M_N_--S2060LF	1,938	2,320

**Specify the surface type (1, 2). Edge N. Specify the handle code (A, C, K, W, Z). Specify the accent color (A, S).**

**Left open bookcase credenzas**

*1 adjustable shelf. Full-height modesty panel. Grommet on back.*

W x D x H (in)	W x D x H (mm)	Code	All Laminate (\$)	HPL Surfaces (\$)
72 x 24 x 29 7/8	1800 x 600 x 744	M_NN-BE2472S	1,777	2,139
60 x 24 x 29 7/8	1500 x 600 x 744	M_NN-BE2460S	1,600	1,957
72 x 20 x 29 7/8	1800 x 500 x 744	M_NN-BE2072S	1,686	2,020
60 x 20 x 29 7/8	1500 x 500 x 744	M_NN-BE2060S	1,600	1,957

**Specify the surface type (1, 2). Edge N. Specify the accent color (A, S).**

**Left open bookcase credenzas**

W x D x H (in)	W x D x H (mm)	Code	All Laminate (\$)	HPL Surfaces (\$)
72 x 24 x 29 7/8	1800 x 600 x 757	M_N_--BE2472S	1,952	2,347
60 x 24 x 29 7/8	1500 x 600 x 757	M_N_--BE2460S	1,777	2,170
72 x 20 x 29 7/8	1800 x 500 x 757	M_N_--BE2072S	1,843	2,214
60 x 20 x 29 7/8	1500 x 500 x 757	M_N_--BE2060S	1,777	2,170

**Specify the surface type (5, 6). Specify the edge (N, 1, 2). Specify the accent color (A, S).**

**Right open bookcase credenzas**

*1 adjustable shelf. Full-height modesty panel. Grommet on back.*

W x D x H (in)	W x D x H (mm)	Code	All Laminate (\$)	HPL Surfaces (\$)
72 x 24 x 29 7/8	1800 x 600 x 744	M_NN-S2472BE	1,777	2,139
60 x 24 x 29 7/8	1500 x 600 x 744	M_NN-S2460BE	1,600	1,957
72 x 20 x 29 7/8	1800 x 500 x 744	M_NN-S2072BE	1,686	2,020
60 x 20 x 29 7/8	1500 x 500 x 744	M_NN-S2060BE	1,600	1,957

**Specify the surface type (1, 2). Edge N. Specify the accent color (A, S).**

**Right open bookcase credenzas**

W x D x H (in)	W x D x H (mm)	Code	All Laminate (\$)	HPL Surfaces (\$)
72 x 24 x 29 7/8	1800 x 600 x 757	M_N_--S2472BE	1,952	2,347
60 x 24 x 29 7/8	1500 x 600 x 757	M_N_--S2460BE	1,777	2,170
72 x 20 x 29 7/8	1800 x 500 x 757	M_N_--S2072BE	1,843	2,214
60 x 20 x 29 7/8	1500 x 500 x 757	M_N_--S2060BE	1,777	2,170

**Specify the surface type (5, 6). Specify the edge (N, 1, 2). Specify the accent color (A, S).**

**Left lateral file credenzas**

*2 file drawers on left with suspension bars. Lock. Grommet on back.*

W x D x H (in)	W x D x H (mm)	Code	All Laminate (\$)	HPL Surfaces (\$)
72 x 24 x 29 7/8	1800 x 600 x 744	M_N_--LF2472S	2,298	2,757
60 x 24 x 29 7/8	1500 x 600 x 744	M_N_--LF2460S	2,095	2,515
72 x 20 x 29 7/8	1800 x 500 x 744	M_N_--LF2072S	2,095	2,515
60 x 20 x 29 7/8	1500 x 500 x 744	M_N_--LF2060S	1,938	2,320

**Specify the surface type (1, 2). Edge N. Specify the handle code (A, C, K, W, Z). Specify the accent color (A, S).**

**Left lateral file credenzas (cont'd)**

W x D x H (in)	W x D x H (mm)	Code	All Laminate (\$)	HPL Surfaces (\$)
72 x 24 x 29 7/8	1800 x 600 x 757	M_--_-S2472LF	2,591	3,101
60 x 24 x 29 7/8	1500 x 600 x 757	M_--_-S2460LF	2,383	2,865
72 x 20 x 29 7/8	1800 x 500 x 757	M_--_-S2072LF	2,383	2,865
60 x 20 x 29 7/8	1500 x 500 x 757	M_--_-S2060LF	2,220	2,674

**Specify the surface type (5, 6). Specify the edge (N, 1, 2). Specify the handle code (A, C, K, W, Z). Specify the accent color (A, S).**

**Right lateral file credenzas**

*1 pedestal on right with lock. 1 box drawer and 1 file drawer with suspension bar. Pencil tray. Grommet on back.*

W x D x H (in)	W x D x H (mm)	Code	All Laminate (\$)	HPL Surfaces (\$)
72 x 24 x 29 7/8	1800 x 600 x 744	M_N_--F2472S	1,693	2,028
60 x 24 x 29 7/8	1500 x 600 x 744	M_N_--F2460S	1,600	1,938
72 x 20 x 29 7/8	1800 x 500 x 744	M_N_--F2072S	1,661	1,986
60 x 20 x 29 7/8	1500 x 500 x 744	M_N_--F2060S	1,579	1,902

**Specify the surface type (1, 2). Edge N. Specify the handle code (A, C, K, W, Z). Specify the accent color (A, S).**

**Left single pedestal credenzas**

*1 pedestal on left with lock. 1 box drawer and 1 file drawer with suspension bar. Pencil tray. Grommet on back.*

W x D x H (in)	W x D x H (mm)	Code	All Laminate (\$)	HPL Surfaces (\$)
72 x 24 x 29 7/8	1800 x 600 x 757	M_--_-F2472S	1,952	2,347
60 x 24 x 29 7/8	1500 x 600 x 757	M_--_-F2460S	1,870	2,247
72 x 20 x 29 7/8	1800 x 500 x 757	M_--_-F2072S	1,902	2,298
60 x 20 x 29 7/8	1500 x 500 x 757	M_--_-F2060S	1,819	2,190

**Specify the surface type (5, 6). Specify the edge (N, 1, 2). Specify the handle code (A, C, K, W, Z). Specify the accent color (A, S).**

**Right single pedestal credenzas**

*1 pedestal on right with lock. 1 box drawer and 1 file drawer with suspension bar. Pencil tray. Grommet on back.*

W x D x H (in)	W x D x H (mm)	Code	All Laminate (\$)	HPL Surfaces (\$)
72 x 24 x 29 7/8	1800 x 600 x 744	M_N_--S2472F	1,693	2,028
60 x 24 x 29 7/8	1500 x 600 x 744	M_N_--S2460F	1,600	1,938
72 x 20 x 29 7/8	1800 x 500 x 744	M_N_--S2072F	1,661	1,986
60 x 20 x 29 7/8	1500 x 500 x 744	M_N_--S2060F	1,579	1,902

**Specify the surface type (1, 2). Edge N. Specify the handle code (A, C, K, W, Z). Specify the accent color (A, S).**

**Left single pedestal credenzas – low profile**

*1 pedestal on left with lock. 2 box drawers and 1 file drawer with suspension bar. Pencil tray. Grommet on back.*

W x D x H (in)	W x D x H (mm)	Code	All Laminate (\$)	HPL Surfaces (\$)
72 x 24 x 29 7/8	1800 x 600 x 744	M_N_--UF2472S	1,968	2,313
60 x 24 x 29 7/8	1500 x 600 x 744	M_N_--UF2460S	1,887	2,203
72 x 20 x 29 7/8	1800 x 500 x 744	M_N_--UF2072S	1,938	2,262
60 x 20 x 29 7/8	1500 x 500 x 744	M_N_--UF2060S	1,857	2,179

**Specify the surface type (1, 2). Edge N. Specify the handle code (A, C, K, W, Z). Specify the accent color (A, S).**

**Right single pedestal credenzas – low profile**

*1 pedestal on right with lock. 2 box drawers and 1 file drawer with suspension bar. Pencil tray. Grommet on back.*

W x D x H (in)	W x D x H (mm)	Code	All Laminate (\$)	HPL Surfaces (\$)
72 x 24 x 29 7/8	1800 x 600 x 757	M_--_-UF2472F	1,952	2,347
60 x 24 x 29 7/8	1500 x 600 x 757	M_--_-UF2460F	1,870	2,247
72 x 20 x 29 7/8	1800 x 500 x 757	M_--_-UF2072F	1,902	2,298
60 x 20 x 29 7/8	1500 x 500 x 757	M_--_-UF2060F	1,819	2,190

**Specify the surface type (5, 6). Specify the edge (N, 1, 2). Specify the handle code (A, C, K, W, Z). Specify the accent color (A, S).**

**Left single pedestal credenzas – low profile**

*1 pedestal on left with lock. 2 box drawers and 1 file drawer with suspension bar. Pencil tray. Grommet on back.*

W x D x H (in)	W x D x H (mm)	Code	All Laminate (\$)	HPL Surfaces (\$)
72 x 24 x 29 7/8	1800 x 600 x 744	M_N_--UF2472S	1,968	2,313
60 x 24 x 29 7/8	1500 x 600 x 744	M_N_--UF2460S	1,887	2,203
72 x 20 x 29 7/8	1800 x 500 x 744	M_N_--UF2072S	1,938	2,262
60 x 20 x 29 7/8	1500 x 500 x 744	M_N_--UF2060S	1,857	2,179

**Specify the surface type (1, 2). Edge N. Specify the handle code (A, C, K, W, Z). Specify the accent color (A, S).**

**Right single pedestal credenzas – low profile**

*1 pedestal on right with lock. 2 box drawers and 1 file drawer with suspension bar. Pencil tray. Grommet on back.*

W x D x H (in)	W x D x H (mm)	Code	All Laminate (\$)	HPL Surfaces (\$)
72 x 24 x 29 7/8	1800 x 600 x 757	M_--_-UF2472F	1,952	2,347
60 x 24 x 29 7/8	1500 x 600 x 757	M_--_-UF2460F	1,870	2,247
72 x 20 x 29 7/8	1800 x 500 x 757	M_--_-UF2072F	1,902	2,298
60 x 20 x 29 7/8	1500 x 500 x 757	M_--_-UF2060F	1,819	2,190

**Specify the surface type (5, 6). Specify the edge (N, 1, 2). Specify the handle code (A, C, K, W, Z). Specify the accent color (A, S).**

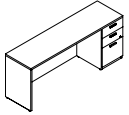


All Laminate (\$)  
HPL Surfaces (\$)

	W x D x H (in)	W x D x H (mm)	Code	All Laminate (\$)	HPL Surfaces (\$)
<b>Left single pedestal credenzas – low profile</b> (cont'd)	72 x 24 x 29 <sup>3</sup> / <sub>8</sub>	1800 x 600 x 757	M_ _ _ _ -UF2472S	2,220	2,624
	60 x 24 x 29 <sup>3</sup> / <sub>8</sub>	1500 x 600 x 757	M_ _ _ _ -UF2460S	2,144	2,522
	72 x 20 x 29 <sup>3</sup> / <sub>8</sub>	1800 x 500 x 757	M_ _ _ _ -UF2072S	2,179	2,573
	60 x 20 x 29 <sup>3</sup> / <sub>8</sub>	1500 x 500 x 757	M_ _ _ _ -UF2060S	2,103	2,466

Specify the surface type (5, 6). Specify the edge (N, 1, 2). Specify the handle code (A, C, K, W, Z). Specify the accent color (A, S).

**Right single pedestal credenzas – low profile**  
*1 pedestal on right with lock. 2 box drawers and 1 file drawer with suspension bar. Pencil tray. Grommet on back.*



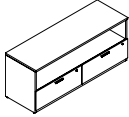
72 x 24 x 29 <sup>3</sup> / <sub>8</sub>	1800 x 600 x 744	M_N_ _ -S2472UF	1,968	2,313
60 x 24 x 29 <sup>3</sup> / <sub>8</sub>	1500 x 600 x 744	M_N_ _ -S2460UF	1,887	2,203
72 x 20 x 29 <sup>3</sup> / <sub>8</sub>	1800 x 500 x 744	M_N_ _ -S2072UF	1,938	2,262
60 x 20 x 29 <sup>3</sup> / <sub>8</sub>	1500 x 500 x 744	M_N_ _ -S2060UF	1,857	2,179

Specify the surface type (1, 2). Edge N. Specify the handle code (A, C, K, W, Z). Specify the accent color (A, S).

72 x 24 x 29 <sup>3</sup> / <sub>8</sub>	1800 x 600 x 757	M_ _ _ _ -S2472UF	2,220	2,624
60 x 24 x 29 <sup>3</sup> / <sub>8</sub>	1500 x 600 x 757	M_ _ _ _ -S2460UF	2,144	2,522
72 x 20 x 29 <sup>3</sup> / <sub>8</sub>	1800 x 500 x 757	M_ _ _ _ -S2072UF	2,179	2,573
60 x 20 x 29 <sup>3</sup> / <sub>8</sub>	1500 x 500 x 757	M_ _ _ _ -S2060UF	2,103	2,466

Specify the surface type (5, 6). Specify the edge (N, 1, 2). Specify the handle code (A, C, K, W, Z). Specify the accent color (A, S).

**Lateral file credenzas with open storage**  
*Open space on top and 2 file drawers on bottom with suspension bars. Locks. Grommet on back. Optional counterweight to meet BIFMA standards, refer to page 108.*



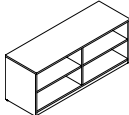
72 x 24 x 29 <sup>3</sup> / <sub>8</sub>	1800 x 600 x 744	M_N_ _ -SLF2472	2,247	2,698
60 x 24 x 29 <sup>3</sup> / <sub>8</sub>	1500 x 600 x 744	M_N_ _ -SLF2460	2,037	2,456
72 x 20 x 29 <sup>3</sup> / <sub>8</sub>	1800 x 500 x 744	M_N_ _ -SLF2072	2,037	2,456
60 x 20 x 29 <sup>3</sup> / <sub>8</sub>	1500 x 500 x 744	M_N_ _ -SLF2060	1,819	2,154

Specify the surface type (1, 2). Edge N. Specify the handle code (A, C, K, W, Z). Specify the accent color (A, S).

72 x 24 x 29 <sup>3</sup> / <sub>8</sub>	1800 x 600 x 757	M_ _ _ _ -SLF2472	2,547	3,051
60 x 24 x 29 <sup>3</sup> / <sub>8</sub>	1500 x 600 x 757	M_ _ _ _ -SLF2460	2,347	2,814
72 x 20 x 29 <sup>3</sup> / <sub>8</sub>	1800 x 500 x 757	M_ _ _ _ -SLF2072	2,347	2,814
60 x 20 x 29 <sup>3</sup> / <sub>8</sub>	1500 x 500 x 757	M_ _ _ _ -SLF2060	2,154	2,497

Specify the surface type (5, 6). Specify the edge (N, 1, 2). Specify the handle code (A, C, K, W, Z). Specify the accent color (A, S).

**Open bookcase credenzas**  
*1 adjustable shelf on each side.*



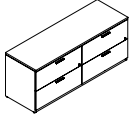
72 x 24 x 29 <sup>3</sup> / <sub>8</sub>	1800 x 600 x 744	M_NNN-BE2472BE	1,928	2,313
60 x 24 x 29 <sup>3</sup> / <sub>8</sub>	1500 x 600 x 744	M_NNN-BE2460BE	1,751	2,139
72 x 20 x 29 <sup>3</sup> / <sub>8</sub>	1800 x 500 x 744	M_NNN-BE2072BE	1,830	2,195
60 x 20 x 29 <sup>3</sup> / <sub>8</sub>	1500 x 500 x 744	M_NNN-BE2060BE	1,661	2,020

Specify the surface type (1, 2). Edge N.

72 x 24 x 29 <sup>3</sup> / <sub>8</sub>	1800 x 600 x 757	M_ _NN-BE2472BE	2,120	2,547
60 x 24 x 29 <sup>3</sup> / <sub>8</sub>	1500 x 600 x 757	M_ _NN-BE2460BE	1,944	2,372
72 x 20 x 29 <sup>3</sup> / <sub>8</sub>	1800 x 500 x 757	M_ _NN-BE2072BE	2,011	2,415
60 x 20 x 29 <sup>3</sup> / <sub>8</sub>	1500 x 500 x 757	M_ _NN-BE2060BE	1,837	2,236

Specify the surface type (5, 6). Specify the edge (N, 1, 2).

**Lateral file credenzas**  
*4 file drawers with suspension bars. Locks. Optional counterweight to meet BIFMA standards, refer to page 108.*



72 x 24 x 29 <sup>3</sup> / <sub>8</sub>	1800 x 600 x 744	M_N_ _ -LF2472LF	2,984	3,578
72 x 20 x 29 <sup>3</sup> / <sub>8</sub>	1800 x 500 x 744	M_N_ _ -LF2072LF	2,783	3,345

Specify the surface type (1, 2). Edge N. Specify the handle code (A, C, K, W, Z). Specify the accent color (A, S).

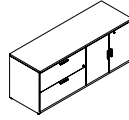
72 x 24 x 29 <sup>3</sup> / <sub>8</sub>	1800 x 600 x 757	M_ _ _ _ -LF2472LF	3,278	3,940
72 x 20 x 29 <sup>3</sup> / <sub>8</sub>	1800 x 500 x 757	M_ _ _ _ -LF2072LF	3,084	3,703

Specify the surface type (5, 6). Specify the edge (N, 1, 2). Specify the handle code (A, C, K, W, Z). Specify the accent color (A, S).



All Laminate (\$)  
HPL Surfaces (\$)

**Lateral file / bookcase credenzas**



*2 file drawers with suspension bars. Bookcase with doors and adjustable shelf. Locks.*

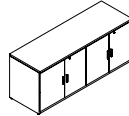
72 x 24 x 29 <sup>3</sup> / <sub>8</sub>	1800 x 600 x 744	M_N_ _ -LF2472B	2,680	3,232
72 x 20 x 29 <sup>3</sup> / <sub>8</sub>	1800 x 500 x 744	M_N_ _ -LF2072B	2,482	2,984

Specify the surface type (1, 2). Edge N. Specify the handle code (A, C, K, W, Z). Specify the accent color (A, S).

72 x 24 x 29 <sup>3</sup> / <sub>8</sub>	1800 x 600 x 757	M_ _ _ _ -LF2472B	2,984	3,578
72 x 20 x 29 <sup>3</sup> / <sub>8</sub>	1800 x 500 x 757	M_ _ _ _ -LF2072B	2,783	3,345

Specify the surface type (5, 6). Specify the edge (N, 1, 2). Specify the handle code (A, C, K, W, Z). Specify the accent color (A, S).

**Bookcase credenzas**



*Storage unit with doors and adjustable shelves. Locks.*

72 x 24 x 29 <sup>3</sup> / <sub>8</sub>	1800 x 600 x 744	M_N_ _ -B2472B	2,415	2,898
72 x 20 x 29 <sup>3</sup> / <sub>8</sub>	1800 x 500 x 744	M_N_ _ -B2072B	2,214	2,653

Specify the surface type (1, 2). Edge N. Specify the handle code (A, C, K, W, Z). Specify the accent color (A, S).

72 x 24 x 29 <sup>3</sup> / <sub>8</sub>	1800 x 600 x 757	M_ _ _ _ -B2472B	2,719	3,261
72 x 20 x 29 <sup>3</sup> / <sub>8</sub>	1800 x 500 x 757	M_ _ _ _ -B2072B	2,515	3,025

Specify the surface type (5, 6). Specify the edge (N, 1, 2). Specify the handle code (A, C, K, W, Z). Specify the accent color (A, S).

**Return shells**



*Reversible. 1 grommet. Can accommodate 1 pedestal.*

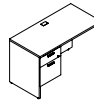
48 x 24 x 29 <sup>3</sup> / <sub>8</sub>	1200 x 600 x 744	M_NN_-R2448S	788	938
42 x 24 x 29 <sup>3</sup> / <sub>8</sub>	1050 x 600 x 744	M_NN_-R2442S	753	912
36 x 24 x 29 <sup>3</sup> / <sub>8</sub>	900 x 600 x 744	M_NN_-R2436S	722	873
30 x 24 x 29 <sup>3</sup> / <sub>8</sub>	750 x 600 x 744	M_NN_-R2430S	696	830

Specify the surface type (1, 2). Edge N. Specify the accent color (A, S).

48 x 24 x 29 <sup>3</sup> / <sub>8</sub>	1200 x 600 x 757	M_ _N_-R2448S	1,012	1,216
42 x 24 x 29 <sup>3</sup> / <sub>8</sub>	1050 x 600 x 757	M_ _N_-R2442S	955	1,159
36 x 24 x 29 <sup>3</sup> / <sub>8</sub>	900 x 600 x 757	M_ _N_-R2436S	896	1,083
30 x 24 x 29 <sup>3</sup> / <sub>8</sub>	750 x 600 x 757	M_ _N_-R2430S	856	1,033

Specify the surface type (5, 6). Specify the edge (N, 1, 2). Specify the accent color (A, S).

**Left executive returns**



*1 pedestal on left with lock. 1 box drawer and 1 file drawer with suspension bar. Pencil tray. 1 grommet.*

48 x 24 x 29 <sup>3</sup> / <sub>8</sub>	1200 x 600 x 744	M_N_ _ -F2448R	1,382	1,669
42 x 24 x 29 <sup>3</sup> / <sub>8</sub>	1050 x 600 x 744	M_N_ _ -F2442R	1,299	1,566
36 x 24 x 29 <sup>3</sup> / <sub>8</sub>	900 x 600 x 744	M_N_ _ -F2436R	1,229	1,483
30 x 24 x 29 <sup>3</sup> / <sub>8</sub>	750 x 600 x 744	M_N_ _ -F2430R	1,159	1,382

Specify the surface type (1, 2). Edge N. Specify the handle code (A, C, K, W, Z). Specify the accent color (A, S).

48 x 24 x 29 <sup>3</sup> / <sub>8</sub>	1200 x 600 x 757	M_ _ _ _ -F2448R	1,559	1,878
42 x 24 x 29 <sup>3</sup> / <sub>8</sub>	1050 x 600 x 757	M_ _ _ _ -F2442R	1,483	1,777
36 x 24 x 29 <sup>3</sup> / <sub>8</sub>	900 x 600 x 757	M_ _ _ _ -F2436R	1,399	1,693
30 x 24 x 29 <sup>3</sup> / <sub>8</sub>	750 x 600 x 757	M_ _ _ _ -F2430R	1,333	1,591

Specify the surface type (5, 6). Specify the edge (N, 1, 2). Specify the handle code (A, C, K, W, Z). Specify the accent color (A, S).

**Right executive returns**



*1 pedestal on right with lock. 1 box drawer and 1 file drawer with suspension bar. Pencil tray. 1 grommet.*

48 x 24 x 29 <sup>3</sup> / <sub>8</sub>	1200 x 600 x 744	M_N_ _ -R2448F	1,382	1,669
42 x 24 x 29 <sup>3</sup> / <sub>8</sub>	1050 x 600 x 744	M_N_ _ -R2442F	1,299	1,566
36 x 24 x 29 <sup>3</sup> / <sub>8</sub>	900 x 600 x 744	M_N_ _ -R2436F	1,229	1,483
30 x 24 x 29 <sup>3</sup> / <sub>8</sub>	750 x 600 x 744	M_N_ _ -R2430F	1,159	1,382

Specify the surface type (1, 2). Edge N. Specify the handle code (A, C, K, W, Z). Specify the accent color (A, S).

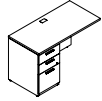


All Laminate (\$)  
HPL Surfaces (\$)

	W x D x H (in)	W x D x H (mm)	Code	All Laminate (\$)	HPL Surfaces (\$)
<b>Right executive returns (cont'd)</b>	48 x 24 x 29 <sup>3</sup> / <sub>8</sub>	1200 x 600 x 757	M___-R2448F	1,559	1,878
	42 x 24 x 29 <sup>3</sup> / <sub>8</sub>	1050 x 600 x 757	M___-R2442F	1,483	1,777
	36 x 24 x 29 <sup>3</sup> / <sub>8</sub>	900 x 600 x 757	M___-R2436F	1,399	1,693
	30 x 24 x 29 <sup>3</sup> / <sub>8</sub>	750 x 600 x 757	M___-R2430F	1,333	1,591

Specify the surface type (5, 6). Specify the edge (N, 1, 2). Specify the handle code (A, C, K, W, Z). Specify the accent color (A, S).

**Left executive returns – low profile**



*1 pedestal on left with lock. 2 box drawers and 1 file drawer with suspension bar. Pencil tray. 1 grommet.*

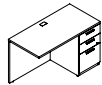
48 x 24 x 29 <sup>3</sup> / <sub>8</sub>	1200 x 600 x 744	M_N_-UF2448R	1,669	1,944
42 x 24 x 29 <sup>3</sup> / <sub>8</sub>	1050 x 600 x 744	M_N_-UF2442R	1,579	1,843
36 x 24 x 29 <sup>3</sup> / <sub>8</sub>	900 x 600 x 744	M_N_-UF2436R	1,510	1,751
30 x 24 x 29 <sup>3</sup> / <sub>8</sub>	750 x 600 x 744	M_N_-UF2430R	1,434	1,669

Specify the surface type (1, 2). Edge N. Specify the handle code (A, C, K, W, Z). Specify the accent color (A, S).

48 x 24 x 29 <sup>3</sup> / <sub>8</sub>	1200 x 600 x 757	M___-UF2448R	1,837	2,154
42 x 24 x 29 <sup>3</sup> / <sub>8</sub>	1050 x 600 x 757	M___-UF2442R	1,751	2,046
36 x 24 x 29 <sup>3</sup> / <sub>8</sub>	900 x 600 x 757	M___-UF2436R	1,686	1,968
30 x 24 x 29 <sup>3</sup> / <sub>8</sub>	750 x 600 x 757	M___-UF2430R	1,600	1,878

Specify the surface type (5, 6). Specify the edge (N, 1, 2). Specify the handle code (A, C, K, W, Z). Specify the accent color (A, S).

**Right executive returns – low profile**



*1 pedestal on right with lock. 2 box drawers and 1 file drawer with suspension bar. Pencil tray. 1 grommet.*

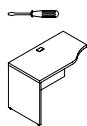
48 x 24 x 29 <sup>3</sup> / <sub>8</sub>	1200 x 600 x 744	M_N_-R2448UF	1,669	1,944
42 x 24 x 29 <sup>3</sup> / <sub>8</sub>	1050 x 600 x 744	M_N_-R2442UF	1,579	1,843
36 x 24 x 29 <sup>3</sup> / <sub>8</sub>	900 x 600 x 744	M_N_-R2436UF	1,510	1,751
30 x 24 x 29 <sup>3</sup> / <sub>8</sub>	750 x 600 x 744	M_N_-R2430UF	1,434	1,669

Specify the surface type (1, 2). Edge N. Specify the handle code (A, C, K, W, Z). Specify the accent color (A, S).

48 x 24 x 29 <sup>3</sup> / <sub>8</sub>	1200 x 600 x 757	M___-R2448UF	1,837	2,154
42 x 24 x 29 <sup>3</sup> / <sub>8</sub>	1050 x 600 x 757	M___-R2442UF	1,751	2,046
36 x 24 x 29 <sup>3</sup> / <sub>8</sub>	900 x 600 x 757	M___-R2436UF	1,686	1,968
30 x 24 x 29 <sup>3</sup> / <sub>8</sub>	750 x 600 x 757	M___-R2430UF	1,600	1,878

Specify the surface type (5, 6). Specify the edge (N, 1, 2). Specify the handle code (A, C, K, W, Z). Specify the accent color (A, S).

**Left asymmetrical return shells – 24" D**



*Can accommodate 1 pedestal. 1 grommet.*

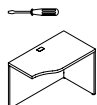
48 x 24 x 29 <sup>3</sup> / <sub>8</sub>	1200 x 600 x 744	M_NN_-S244818R	823	972
42 x 24 x 29 <sup>3</sup> / <sub>8</sub>	1050 x 600 x 744	M_NN_-S244218R	797	948
36 x 24 x 29 <sup>3</sup> / <sub>8</sub>	900 x 600 x 744	M_NN_-S243618R	753	905

Specify the surface type (1, 2). Edge N. Specify the accent color (A, S).

48 x 24 x 29 <sup>3</sup> / <sub>8</sub>	1200 x 600 x 757	M_N_-S244818R	1,048	1,249
42 x 24 x 29 <sup>3</sup> / <sub>8</sub>	1050 x 600 x 757	M_N_-S244218R	998	1,190
36 x 24 x 29 <sup>3</sup> / <sub>8</sub>	900 x 600 x 757	M_N_-S243618R	932	1,114

Specify the surface type (5, 6). Specify the edge (N, 1, 2). Specify the accent color (A, S).

**Right asymmetrical return shells – 24" D**



*Can accommodate 1 pedestal. 1 grommet.*

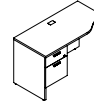
48 x 24 x 29 <sup>3</sup> / <sub>8</sub>	1200 x 600 x 744	M_NN_-R184824S	823	972
42 x 24 x 29 <sup>3</sup> / <sub>8</sub>	1050 x 600 x 744	M_NN_-R184224S	797	948
36 x 24 x 29 <sup>3</sup> / <sub>8</sub>	900 x 600 x 744	M_NN_-R183624S	753	905

Specify the surface type (1, 2). Edge N. Specify the accent color (A, S).

48 x 24 x 29 <sup>3</sup> / <sub>8</sub>	1200 x 600 x 757	M_N_-R184824S	1,048	1,249
42 x 24 x 29 <sup>3</sup> / <sub>8</sub>	1050 x 600 x 757	M_N_-R184224S	998	1,190
36 x 24 x 29 <sup>3</sup> / <sub>8</sub>	900 x 600 x 757	M_N_-R183624S	932	1,114

Specify the surface type (5, 6). Specify the edge (N, 1, 2). Specify the accent color (A, S).

**Left asymmetrical executive returns**



*1 pedestal on left with lock. 1 box drawer and 1 file drawer with suspension bar. Pencil tray. 1 grommet.*

W x D x H (in)	W x D x H (mm)	Code	All Laminate (\$)	HPL Surfaces (\$)
48 x 24 x 29 <sup>3</sup> / <sub>8</sub>	1200 x 600 x 744	M_N_-F244818R	1,426	1,700
42 x 24 x 29 <sup>3</sup> / <sub>8</sub>	1050 x 600 x 744	M_N_-F244218R	1,341	1,600
36 x 24 x 29 <sup>3</sup> / <sub>8</sub>	900 x 600 x 744	M_N_-F243618R	1,268	1,517

Specify the surface type (1, 2). Edge N. Specify the handle code (A, C, K, W, Z). Specify the accent color (A, S).

48 x 24 x 29 <sup>3</sup> / <sub>8</sub>	1200 x 600 x 757	M___-F244818R	1,591	1,912
42 x 24 x 29 <sup>3</sup> / <sub>8</sub>	1050 x 600 x 757	M___-F244218R	1,517	1,808
36 x 24 x 29 <sup>3</sup> / <sub>8</sub>	900 x 600 x 757	M___-F243618R	1,439	1,726

Specify the surface type (5, 6). Specify the edge (N, 1, 2). Specify the handle code (A, C, K, W, Z). Specify the accent color (A, S).

**Right asymmetrical executive returns**



*1 pedestal on right with lock. 1 box drawer and 1 file drawer with suspension bar. Pencil tray. 1 grommet.*

W x D x H (in)	W x D x H (mm)	Code	All Laminate (\$)	HPL Surfaces (\$)
48 x 24 x 29 <sup>3</sup> / <sub>8</sub>	1200 x 600 x 744	M_N_-R184824F	1,426	1,700
42 x 24 x 29 <sup>3</sup> / <sub>8</sub>	1050 x 600 x 744	M_N_-R184224F	1,341	1,600
36 x 24 x 29 <sup>3</sup> / <sub>8</sub>	900 x 600 x 744	M_N_-R183624F	1,268	1,517

Specify the surface type (1, 2). Edge N. Specify the handle code (A, C, K, W, Z). Specify the accent color (A, S).

48 x 24 x 29 <sup>3</sup> / <sub>8</sub>	1200 x 600 x 757	M___-R184824F	1,591	1,912
42 x 24 x 29 <sup>3</sup> / <sub>8</sub>	1050 x 600 x 757	M___-R184224F	1,517	1,808
36 x 24 x 29 <sup>3</sup> / <sub>8</sub>	900 x 600 x 757	M___-R183624F	1,439	1,726

Specify the surface type (5, 6). Specify the edge (N, 1, 2). Specify the handle code (A, C, K, W, Z). Specify the accent color (A, S).

**Bridge-returns**



*Full-height modesty panel. 1 grommet.*

W x D x H (in)	W x D x H (mm)	Code	All Laminate (\$)	HPL Surfaces (\$)
48 x 24 x 29 <sup>3</sup> / <sub>8</sub>	1200 x 600 x 744	M_NN_-BR2448	638	772
42 x 24 x 29 <sup>3</sup> / <sub>8</sub>	1050 x 600 x 744	M_NN_-BR2442	593	713
36 x 24 x 29 <sup>3</sup> / <sub>8</sub>	900 x 600 x 744	M_NN_-BR2436	562	671
48 x 18 x 29 <sup>3</sup> / <sub>8</sub>	1200 x 450 x 744	M_NN_-BR1848	495	603
42 x 18 x 29 <sup>3</sup> / <sub>8</sub>	1050 x 450 x 744	M_NN_-BR1842	469	571
36 x 18 x 29 <sup>3</sup> / <sub>8</sub>	900 x 450 x 744	M_NN_-BR1836	444	538

Specify the surface type (1, 2). Edge N. Specify the accent color (A, S).

48 x 24 x 29 <sup>3</sup> / <sub>8</sub>	1200 x 600 x 757	M_N_-BR2448	782	932
42 x 24 x 29 <sup>3</sup> / <sub>8</sub>	1050 x 600 x 757	M_N_-BR2442	738	890
36 x 24 x 29 <sup>3</sup> / <sub>8</sub>	900 x 600 x 757	M_N_-BR2436	704	856
48 x 18 x 29 <sup>3</sup> / <sub>8</sub>	1200 x 450 x 757	M_N_-BR1848	586	704
42 x 18 x 29 <sup>3</sup> / <sub>8</sub>	1050 x 450 x 757	M_N_-BR1842	562	671
36 x 18 x 29 <sup>3</sup> / <sub>8</sub>	900 x 450 x 757	M_N_-BR1836	530	645

Specify the surface type (5, 6). Specify the edge (N, 1, 2). Specify the accent color (A, S).

**Left asymmetrical bridge-returns**



*Full-height modesty panel. 1 grommet.*

W x D x H (in)	W x D x H (mm)	Code	All Laminate (\$)	HPL Surfaces (\$)
48 x 24 x 29 <sup>3</sup> / <sub>8</sub>	1200 x 600 x 744	M_NN_-BR244818	722	873
42 x 24 x 29 <sup>3</sup> / <sub>8</sub>	1050 x 600 x 744	M_NN_-BR244218	679	823

Specify the surface type (1, 2). Edge N. Specify the accent color (A, S).

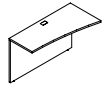
48 x 24 x 29 <sup>3</sup> / <sub>8</sub>	1200 x 600 x 757	M_N_-BR244818	864	1,038
42 x 24 x 29 <sup>3</sup> / <sub>8</sub>	1050 x 600 x 757	M_N_-BR244218	830	998

Specify the surface type (5, 6). Specify the edge (N, 1, 2). Specify the accent color (A, S).



All Laminate (\$)  
HPL Surfaces (\$)

**Right asymmetrical bridge-returns**



*Full-height modesty panel. 1 grommet.*

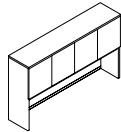
W x D x H (in)	W x D x H (mm)	Code	All Laminate (\$)	HPL Surfaces (\$)
48 x 24 x 29 3/8	1200 x 600 x 744	M_NN_BR184824	722	873
42 x 24 x 29 3/8	1050 x 600 x 744	M_NN_BR184224	679	823

Specify the surface type (1, 2). Edge N. Specify the accent color (A, S).

48 x 24 x 29 7/8	1200 x 600 x 757	M_N_BR184824	864	1,038
42 x 24 x 29 7/8	1050 x 600 x 757	M_N_BR184224	830	998

Specify the surface type (5, 6). Specify the edge (N, 1, 2). Specify the accent color (A, S).

**Hutches with laminate doors – 44" H**



72" to 60": 4 doors  
54" to 48": 3 doors

*Clearance: 20 1/2" (521 mm). Adjustable shelves. 1 grommet. Full-width wire access. Can accommodate a tackboard, refer to page 35.*

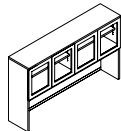
72 x 16 x 44	1800 x 400 x 1099	M1NN_E724416P	1,968	N/A
66 x 16 x 44	1650 x 400 x 1099	M1NN_E664416P	1,887	N/A
60 x 16 x 44	1500 x 400 x 1099	M1NN_E604416P	1,801	N/A
54 x 16 x 44	1350 x 400 x 1099	M1NN_E544416P	1,706	N/A
48 x 16 x 44	1200 x 400 x 1099	M1NN_E484416P	1,627	N/A

Edge N. Specify the accent color (A, S). To be used with 1" surfaces.

72 x 16 x 44	1800 x 400 x 1099	M5_N_E724416P	2,164	N/A
66 x 16 x 44	1650 x 400 x 1099	M5_N_E664416P	2,062	N/A
60 x 16 x 44	1500 x 400 x 1099	M5_N_E604416P	1,986	N/A
54 x 16 x 44	1350 x 400 x 1099	M5_N_E544416P	1,894	N/A
48 x 16 x 44	1200 x 400 x 1099	M5_N_E484416P	1,777	N/A

Specify the edge (N, 1, 2). Specify the accent color (A, S). To be used with 1 1/2" surfaces.

**Hutches with translucent doors – 44" H**



72" to 60": 4 doors  
54" to 48": 3 doors

Door insert option, change T to: X Matrix, add \$671 (72"-60"); X Matrix, add \$503 (54"-48").

*Clearance: 20 1/2" (521 mm). Adjustable shelves. 1 grommet. Full-width wire access. Can accommodate a tackboard, refer to page 35.*

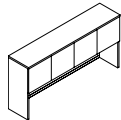
72 x 16 x 44	1800 x 400 x 1099	M1NNS-E724416T	2,841	N/A
66 x 16 x 44	1650 x 400 x 1099	M1NNS-E664416T	2,757	N/A
60 x 16 x 44	1500 x 400 x 1099	M1NNS-E604416T	2,674	N/A
54 x 16 x 44	1350 x 400 x 1099	M1NNS-E544416T	2,362	N/A
48 x 16 x 44	1200 x 400 x 1099	M1NNS-E484416T	2,279	N/A

Edge N. To be used with 1" surfaces.

72 x 16 x 44	1800 x 400 x 1099	M5_NS-E724416T	3,035	N/A
66 x 16 x 44	1650 x 400 x 1099	M5_NS-E664416T	2,932	N/A
60 x 16 x 44	1500 x 400 x 1099	M5_NS-E604416T	2,859	N/A
54 x 16 x 44	1350 x 400 x 1099	M5_NS-E544416T	2,547	N/A
48 x 16 x 44	1200 x 400 x 1099	M5_NS-E484416T	2,430	N/A

Specify the edge (N, 1, 2). Accent color S. To be used with 1 1/2" surfaces.

**Hutches with laminate doors – 36" H**



72" to 60": 4 doors  
54" to 48": 3 doors

*Clearance: 17" (432 mm). 1 grommet. Full-width wire access. Can accommodate a tackboard, refer to page 35.*

72 x 16 x 36	1800 x 400 x 900	M1NN_E723616P	1,794	N/A
66 x 16 x 36	1650 x 400 x 900	M1NN_E663616P	1,706	N/A
60 x 16 x 36	1500 x 400 x 900	M1NN_E603616P	1,627	N/A
54 x 16 x 36	1350 x 400 x 900	M1NN_E543616P	1,534	N/A
48 x 16 x 36	1200 x 400 x 900	M1NN_E483616P	1,458	N/A

Edge N. Specify the accent color (A, S). To be used with 1" surfaces.

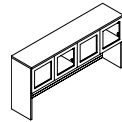
72 x 16 x 36	1800 x 400 x 900	M5_N_E723616P	1,986	N/A
66 x 16 x 36	1650 x 400 x 900	M5_N_E663616P	1,894	N/A
60 x 16 x 36	1500 x 400 x 900	M5_N_E603616P	1,808	N/A
54 x 16 x 36	1350 x 400 x 900	M5_N_E543616P	1,720	N/A
48 x 16 x 36	1200 x 400 x 900	M5_N_E483616P	1,600	N/A

Specify the edge (N, 1, 2). Specify the accent color (A, S). To be used with 1 1/2" surfaces.



All Laminate (\$)  
HPL Surfaces (\$)

**Hutches with translucent doors – 36" H**



72" to 60": 4 doors  
54" to 48": 3 doors

Door insert option, change T to: X Matrix, add \$671 (72"-60"); X Matrix, add \$503 (54"-48").

*Clearance: 17" (432 mm). 1 grommet. Full-width wire access. Can accommodate a tackboard, refer to page 35.*

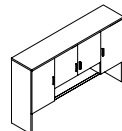
72 x 16 x 36	1800 x 400 x 900	M1NNS-E723616T	2,669	N/A
66 x 16 x 36	1650 x 400 x 900	M1NNS-E663616T	2,580	N/A
60 x 16 x 36	1500 x 400 x 900	M1NNS-E603616T	2,497	N/A
54 x 16 x 36	1350 x 400 x 900	M1NNS-E543616T	2,190	N/A
48 x 16 x 36	1200 x 400 x 900	M1NNS-E483616T	2,110	N/A

Edge N. Accent color S. To be used with 1" surfaces.

72 x 16 x 36	1800 x 400 x 1099	M5_NS-E723616T	2,859	N/A
66 x 16 x 36	1650 x 400 x 1099	M5_NS-E663616T	2,768	N/A
60 x 16 x 36	1500 x 400 x 1099	M5_NS-E603616T	2,680	N/A
54 x 16 x 36	1350 x 400 x 1099	M5_NS-E543616T	2,372	N/A
48 x 16 x 36	1200 x 400 x 1099	M5_NS-E483616T	2,254	N/A

Specify the edge (N, 1, 2). Accent color S. To be used with 1 1/2" surfaces.

**Hutches with laminate doors – low profile**



*Clearance: 13 5/8" - 22 3/16" (346 mm - 579 mm). 1 adjustable shelf on each low profile side. 1 grommet. Full-width wire access. Can accommodate a LGC-LE25. Tackboard not available.*

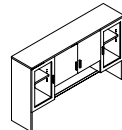
72 x 16 x 44	1800 x 400 x 1099	M1N__EL724416P	2,430	N/A
--------------	-------------------	----------------	-------	-----

Edge N. Specify the handle code (A, C, K, W, Z). Specify the accent color (A, S). To be used with 1" surfaces.

72 x 16 x 44	1800 x 400 x 1099	M5__EL724416P	2,624	N/A
--------------	-------------------	---------------	-------	-----

Specify the edge (N, 1, 2). Specify the handle code (A, C, K, W, Z). Specify the accent color (A, S). To be used with 1 1/2" surfaces.

**Hutches with translucent doors – low profile**



Door insert option, change T to: X Matrix, add \$503.

*Clearance: 13 5/8" - 22 3/16" (346 mm - 579 mm). 1 adjustable shelf on each low profile side. 1 grommet. Full-width wire access. Can accommodate a LGC-LE25. Tackboard not available.*

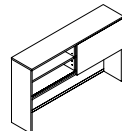
72 x 16 x 44	1800 x 400 x 1099	M1N_S-EL724416T	2,984	N/A
--------------	-------------------	-----------------	-------	-----

Edge N. Accent color S. Specify the handle code (A, C, K, W, Z). To be used with 1" surfaces.

72 x 16 x 44	1800 x 400 x 1099	M5_S-EL724416T	3,186	N/A
--------------	-------------------	----------------	-------	-----

Specify the edge (N, 1, 2). Accent color S. Specify the handle code (A, C, K, W, Z). To be used with 1 1/2" surfaces.

**Hutches with laminate sliding door – 44" H**



*Sliding door covers half of the storage. Clearance: 20 1/2" (521 mm). Adjustable shelves. 1 grommet. Full-width wire access. Can accommodate a tackboard, refer to page 35.*

72 x 16 x 44	1800 x 400 x 1099	M1NN_EC724416P	2,355	N/A
66 x 16 x 44	1650 x 400 x 1099	M1NN_EC664416P	2,262	N/A
60 x 16 x 44	1500 x 400 x 1099	M1NN_EC604416P	2,170	N/A
54 x 16 x 44	1350 x 400 x 1099	M1NN_EC544416P	2,088	N/A
48 x 16 x 44	1200 x 400 x 1099	M1NN_EC484416P	1,986	N/A

Edge N. Specify the accent color (A, S). To be used with 1" surfaces.

72 x 16 x 44	1800 x 400 x 1099	M5_N_EC724416P	2,580	N/A
66 x 16 x 44	1650 x 400 x 1099	M5_N_EC664416P	2,482	N/A
60 x 16 x 44	1500 x 400 x 1099	M5_N_EC604416P	2,397	N/A
54 x 16 x 44	1350 x 400 x 1099	M5_N_EC544416P	2,306	N/A
48 x 16 x 44	1200 x 400 x 1099	M5_N_EC484416P	2,203	N/A

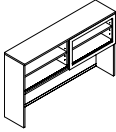
Specify the edge (N, 1, 2). Specify the accent color (A, S). To be used with 1 1/2" surfaces.





All Laminate (\$) HPL Surfaces (\$)

W x D x H (in)	W x D x H (mm)	Code	All Laminate (\$)	HPL Surfaces (\$)
<b>Hutches with translucent sliding door – 44" H</b>				
<i>Sliding door covers half of the storage. Clearance: 20½" (521 mm). Adjustable shelves. 1 grommet. Full-width wire access. Can accommodate a tackboard, refer to page 35.</i>				
72 x 16 x 44	1800 x 400 x 1099	M1NNS-EC724416T	2,877	N/A
66 x 16 x 44	1650 x 400 x 1099	M1NNS-EC664416T	2,790	N/A
60 x 16 x 44	1500 x 400 x 1099	M1NNS-EC604416T	2,689	N/A
54 x 16 x 44	1350 x 400 x 1099	M1NNS-EC544416T	2,604	N/A
48 x 16 x 44	1200 x 400 x 1099	M1NNS-EC484416T	2,515	N/A

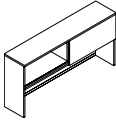


Door insert option, change T to: X Matrix, add \$503.

W x D x H (in)	W x D x H (mm)	Code	All Laminate (\$)	HPL Surfaces (\$)
<b>Edge N. Accent color S. To be used with 1" surfaces.</b>				
72 x 16 x 44	1800 x 400 x 1099	M5_NS-EC724416T	3,101	N/A
66 x 16 x 44	1650 x 400 x 1099	M5_NS-EC664416T	3,010	N/A
60 x 16 x 44	1500 x 400 x 1099	M5_NS-EC604416T	2,917	N/A
54 x 16 x 44	1350 x 400 x 1099	M5_NS-EC544416T	2,825	N/A
48 x 16 x 44	1200 x 400 x 1099	M5_NS-EC484416T	2,732	N/A

Specify the edge (N, 1, 2). Accent color S. To be used with 1½" surfaces.

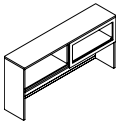
W x D x H (in)	W x D x H (mm)	Code	All Laminate (\$)	HPL Surfaces (\$)
<b>Hutches with laminate sliding door – 36" H</b>				
<i>Sliding door covers half of the storage. Clearance: 17" (432 mm). 1 grommet. Full-width wire access. Can accommodate a tackboard, refer to page 35.</i>				
72 x 16 x 36	1800 x 400 x 900	M1NN_-EC723616P	2,179	N/A
66 x 16 x 36	1650 x 400 x 900	M1NN_-EC663616P	2,095	N/A
60 x 16 x 36	1500 x 400 x 900	M1NN_-EC603616P	1,995	N/A
54 x 16 x 36	1350 x 400 x 900	M1NN_-EC543616P	1,912	N/A
48 x 16 x 36	1200 x 400 x 900	M1NN_-EC483616P	1,808	N/A



W x D x H (in)	W x D x H (mm)	Code	All Laminate (\$)	HPL Surfaces (\$)
<b>Edge N. Specify the accent color (A, S). To be used with 1" surfaces.</b>				
72 x 16 x 36	1800 x 400 x 900	M5_N_-EC723616P	2,407	N/A
66 x 16 x 36	1650 x 400 x 900	M5_N_-EC663616P	2,313	N/A
60 x 16 x 36	1500 x 400 x 900	M5_N_-EC603616P	2,220	N/A
54 x 16 x 36	1350 x 400 x 900	M5_N_-EC543616P	2,129	N/A
48 x 16 x 36	1200 x 400 x 900	M5_N_-EC483616P	2,028	N/A

Specify the edge (N, 1, 2). Specify the accent color (A, S). To be used with 1½" surfaces.

W x D x H (in)	W x D x H (mm)	Code	All Laminate (\$)	HPL Surfaces (\$)
<b>Hutches with translucent sliding door – 36" H</b>				
<i>Sliding door covers half of the storage. Clearance: 17" (432 mm). 1 grommet. Full-width wire access. Can accommodate a tackboard, refer to page 35.</i>				
72 x 16 x 36	1800 x 400 x 900	M1NNS-EC723616T	2,698	N/A
66 x 16 x 36	1650 x 400 x 900	M1NNS-EC663616T	2,615	N/A
60 x 16 x 36	1500 x 400 x 900	M1NNS-EC603616T	2,522	N/A
54 x 16 x 36	1350 x 400 x 900	M1NNS-EC543616T	2,430	N/A
48 x 16 x 36	1200 x 400 x 900	M1NNS-EC483616T	2,337	N/A

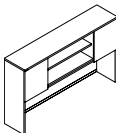


Door insert option, change T to: X Matrix, add \$503.

W x D x H (in)	W x D x H (mm)	Code	All Laminate (\$)	HPL Surfaces (\$)
<b>Edge N. Accent color S. To be used with 1" surfaces.</b>				
72 x 16 x 36	1800 x 400 x 900	M5_NS-EC723616T	2,924	N/A
66 x 16 x 36	1650 x 400 x 900	M5_NS-EC663616T	2,833	N/A
60 x 16 x 36	1500 x 400 x 900	M5_NS-EC603616T	2,750	N/A
54 x 16 x 36	1350 x 400 x 900	M5_NS-EC543616T	2,648	N/A
48 x 16 x 36	1200 x 400 x 900	M5_NS-EC483616T	2,559	N/A

Specify the edge (N, 1, 2). Accent color S. To be used with 1½" surfaces.

W x D x H (in)	W x D x H (mm)	Code	All Laminate (\$)	HPL Surfaces (\$)
<b>Hutches with laminate doors, opened center – 44" H</b>				
<i>Clearance: 20½" (513 mm). Adjustable shelves. 1 grommet. Full-width wire access. Can accommodate a tackboard, refer to page 35.</i>				
72 x 16 x 44	1800 x 400 x 1099	M1NN_-E0724416P	1,887	N/A
66 x 16 x 44	1650 x 400 x 1099	M1NN_-E0664416P	1,794	N/A
60 x 16 x 44	1500 x 400 x 1099	M1NN_-E0604416P	1,720	N/A
54 x 16 x 44	1350 x 400 x 1099	M1NN_-E0544416P	1,619	N/A
48 x 16 x 44	1200 x 400 x 1099	M1NN_-E0484416P	1,541	N/A

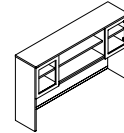


Edge N. Specify the accent color (A, S). To be used with 1" surfaces.

W x D x H (in)	W x D x H (mm)	Code	All Laminate (\$)	HPL Surfaces (\$)
<b>Hutches with laminate doors, opened center – 44" H (cont'd)</b>				
72 x 16 x 44	1800 x 400 x 1099	M5_N_-E0724416P	2,081	N/A
66 x 16 x 44	1650 x 400 x 1099	M5_N_-E0664416P	1,980	N/A
60 x 16 x 44	1500 x 400 x 1099	M5_N_-E0604416P	1,902	N/A
54 x 16 x 44	1350 x 400 x 1099	M5_N_-E0544416P	1,801	N/A
48 x 16 x 44	1200 x 400 x 1099	M5_N_-E0484416P	1,693	N/A

Specify the edge (N, 1, 2). Specify the accent color (A, S). To be used with 1½" surfaces.

W x D x H (in)	W x D x H (mm)	Code	All Laminate (\$)	HPL Surfaces (\$)
<b>Hutches with translucent doors, opened center – 44" H</b>				
<i>Clearance: 20½" (513 mm). Adjustable shelves. 1 grommet. Full-width wire access. Can accommodate a tackboard, refer to page 35.</i>				
72 x 16 x 44	1800 x 400 x 1099	M1NNS-E0724416T	2,306	N/A
66 x 16 x 44	1650 x 400 x 1099	M1NNS-E0664416T	2,214	N/A
60 x 16 x 44	1500 x 400 x 1099	M1NNS-E0604416T	2,139	N/A
54 x 16 x 44	1350 x 400 x 1099	M1NNS-E0544416T	2,037	N/A
48 x 16 x 44	1200 x 400 x 1099	M1NNS-E0484416T	1,957	N/A

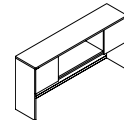


Door insert option, change T to: X Matrix, add \$336.

W x D x H (in)	W x D x H (mm)	Code	All Laminate (\$)	HPL Surfaces (\$)
<b>Edge N. Accent color S. To be used with 1" surfaces.</b>				
72 x 16 x 44	1800 x 400 x 1099	M5_NS-E0724416T	2,497	N/A
66 x 16 x 44	1650 x 400 x 1099	M5_NS-E0664416T	2,397	N/A
60 x 16 x 44	1500 x 400 x 1099	M5_NS-E0604416T	2,320	N/A
54 x 16 x 44	1350 x 400 x 1099	M5_NS-E0544416T	2,220	N/A
48 x 16 x 44	1200 x 400 x 1099	M5_NS-E0484416T	2,110	N/A

Specify the edge (N, 1, 2). Accent color S. To be used with 1½" surfaces.

W x D x H (in)	W x D x H (mm)	Code	All Laminate (\$)	HPL Surfaces (\$)
<b>Hutches with laminate doors, opened center – 36" H</b>				
<i>Clearance: 17" (432 mm). 1 grommet. Full-width wire access. Can accommodate a tackboard, refer to page 35.</i>				
72 x 16 x 36	1800 x 400 x 900	M1NN_-E0723616P	1,706	N/A
66 x 16 x 36	1650 x 400 x 900	M1NN_-E0663616P	1,619	N/A
60 x 16 x 36	1500 x 400 x 900	M1NN_-E0603616P	1,541	N/A
54 x 16 x 36	1350 x 400 x 900	M1NN_-E0543616P	1,451	N/A
48 x 16 x 36	1200 x 400 x 900	M1NN_-E0483616P	1,370	N/A

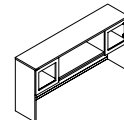


Edge N. Specify the accent color (A, S). To be used with 1" surfaces.

W x D x H (in)	W x D x H (mm)	Code	All Laminate (\$)	HPL Surfaces (\$)
72 x 16 x 36	1800 x 400 x 900	M5_N_-E0723616P	1,902	N/A
66 x 16 x 36	1650 x 400 x 900	M5_N_-E0663616P	1,801	N/A
60 x 16 x 36	1500 x 400 x 900	M5_N_-E0603616P	1,726	N/A
54 x 16 x 36	1350 x 400 x 900	M5_N_-E0543616P	1,627	N/A
48 x 16 x 36	1200 x 400 x 900	M5_N_-E0483616P	1,517	N/A

Specify the edge (N, 1, 2). Specify the accent color (A, S). To be used with 1½" surfaces.

W x D x H (in)	W x D x H (mm)	Code	All Laminate (\$)	HPL Surfaces (\$)
<b>Hutches with translucent doors, opened center – 36" H</b>				
<i>Clearance: 17" (432 mm). 1 grommet. Full-width wire access. Can accommodate a tackboard, refer to page 35.</i>				
72 x 16 x 36	1800 x 400 x 900	M1NNS-E0723616T	2,129	N/A
66 x 16 x 36	1650 x 400 x 900	M1NNS-E0663616T	2,037	N/A
60 x 16 x 36	1500 x 400 x 900	M1NNS-E0603616T	1,957	N/A
54 x 16 x 36	1350 x 400 x 900	M1NNS-E0543616T	1,870	N/A
48 x 16 x 36	1200 x 400 x 900	M1NNS-E0483616T	1,785	N/A



Door insert option, change T to: X Matrix, add \$336.

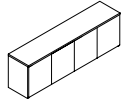
W x D x H (in)	W x D x H (mm)	Code	All Laminate (\$)	HPL Surfaces (\$)
<b>Edge N. Accent color S. To be used with 1" surfaces.</b>				
72 x 16 x 36	1800 x 400 x 900	M5_NS-E0723616T	2,320	N/A
66 x 16 x 36	1650 x 400 x 900	M5_NS-E0663616T	2,220	N/A
60 x 16 x 36	1500 x 400 x 900	M5_NS-E0603616T	2,144	N/A
54 x 16 x 36	1350 x 400 x 900	M5_NS-E0543616T	2,046	N/A
48 x 16 x 36	1200 x 400 x 900	M5_NS-E0483616T	1,938	N/A

Specify the edge (N, 1, 2). Accent color S. To be used with 1½" surfaces.



All Laminate (\$)  
HPL Surfaces (\$)

**Wall-mounted hutches with laminate doors – 22" H**



72" to 60": 4 doors  
54" to 48": 3 doors

*Adjustable shelves. Hanger bar included for wall-mount installation. Can accommodate a tackboard, refer to page 35.*

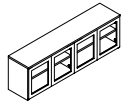
W x D x H (in)	W x D x H (mm)	Code	All Laminate (\$)	HPL Surfaces (\$)
72 x 16 x 22	1800 x 400 x 567	M1NNN-EM722216P	1,887	N/A
66 x 16 x 22	1650 x 400 x 567	M1NNN-EM662216P	1,794	N/A
60 x 16 x 22	1500 x 400 x 567	M1NNN-EM602216P	1,720	N/A
54 x 16 x 22	1350 x 400 x 567	M1NNN-EM542216P	1,619	N/A
48 x 16 x 22	1200 x 400 x 567	M1NNN-EM482216P	1,541	N/A

**Edge N. To be used with 1" surfaces.**

72 x 16 x 22	1800 x 400 x 567	M5_NN-EM722216P	2,081	N/A
66 x 16 x 22	1650 x 400 x 567	M5_NN-EM662216P	1,980	N/A
60 x 16 x 22	1500 x 400 x 567	M5_NN-EM602216P	1,902	N/A
54 x 16 x 22	1350 x 400 x 567	M5_NN-EM542216P	1,801	N/A
48 x 16 x 22	1200 x 400 x 567	M5_NN-EM482216P	1,693	N/A

**Specify the edge (N, 1, 2). To be used with 1½" surfaces.**

**Wall-mounted hutches with translucent doors – 22" H**



Door insert option, change T to: X Matrix.  
72" to 60": 4 doors  
X Matrix, add \$671;  
54" to 48": 3 doors  
X Matrix, add \$503.

*Adjustable shelves. Hanger bar included for wall-mount installation. Can accommodate a tackboard, refer to page 35.*

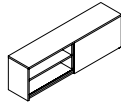
W x D x H (in)	W x D x H (mm)	Code	All Laminate (\$)	HPL Surfaces (\$)
72 x 16 x 22	1800 x 400 x 567	M1NNS-EM722216T	2,725	N/A
66 x 16 x 22	1650 x 400 x 567	M1NNS-EM662216T	2,632	N/A
60 x 16 x 22	1500 x 400 x 567	M1NNS-EM602216T	2,559	N/A
54 x 16 x 22	1350 x 400 x 567	M1NNS-EM542216T	2,247	N/A
48 x 16 x 22	1200 x 400 x 567	M1NNS-EM482216T	2,170	N/A

**Edge N. Accent color S. To be used with 1" surfaces.**

72 x 16 x 22	1800 x 400 x 567	M5_NS-EM722216T	2,917	N/A
66 x 16 x 22	1650 x 400 x 567	M5_NS-EM662216T	2,814	N/A
60 x 16 x 22	1500 x 400 x 567	M5_NS-EM602216T	2,740	N/A
54 x 16 x 22	1350 x 400 x 567	M5_NS-EM542216T	2,430	N/A
48 x 16 x 22	1200 x 400 x 567	M5_NS-EM482216T	2,320	N/A

**Specify the edge (N, 1, 2). Accent color S. To be used with 1½" surfaces.**

**Wall-mounted hutches with laminate doors – 22" H**



Door insert option, change T to: X Matrix.

*Adjustable shelves. Hanger bar included for wall-mount installation. Can accommodate a tackboard, refer to page 35.*

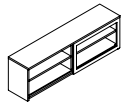
W x D x H (in)	W x D x H (mm)	Code	All Laminate (\$)	HPL Surfaces (\$)
72 x 16 x 22	1800 x 400 x 567	M1NNN-EMC722216P	2,262	N/A
66 x 16 x 22	1650 x 400 x 567	M1NNN-EMC662216P	2,179	N/A
60 x 16 x 22	1500 x 400 x 567	M1NNN-EMC602216P	2,103	N/A
54 x 16 x 22	1350 x 400 x 567	M1NNN-EMC542216P	2,003	N/A
48 x 16 x 22	1200 x 400 x 567	M1NNN-EMC482216P	1,928	N/A

**Edge N. To be used with 1" surfaces.**

72 x 16 x 22	1800 x 400 x 567	M5_NN-EMC722216P	2,456	N/A
66 x 16 x 22	1650 x 400 x 567	M5_NN-EMC662216P	2,362	N/A
60 x 16 x 22	1500 x 400 x 567	M5_NN-EMC602216P	2,279	N/A
54 x 16 x 22	1350 x 400 x 567	M5_NN-EMC542216P	2,190	N/A
48 x 16 x 22	1200 x 400 x 567	M5_NN-EMC482216P	2,081	N/A

**Specify the edge (N, 1, 2). To be used with 1½" surfaces.**

**Wall-mounted hutches with translucent sliding door – 22" H**



Door insert option, change T to: X Matrix, add \$503.

*Adjustable shelves. Hanger bar included for wall-mount installation. Can accommodate a tackboard, refer to page 35.*

W x D x H (in)	W x D x H (mm)	Code	All Laminate (\$)	HPL Surfaces (\$)
72 x 16 x 22	1800 x 400 x 567	M1NNS-EMC722216T	2,768	N/A
66 x 16 x 22	1650 x 400 x 567	M1NNS-EMC662216T	2,680	N/A
60 x 16 x 22	1500 x 400 x 567	M1NNS-EMC602216T	2,604	N/A
54 x 16 x 22	1350 x 400 x 567	M1NNS-EMC542216T	2,506	N/A
48 x 16 x 22	1200 x 400 x 567	M1NNS-EMC482216T	2,430	N/A

**Edge N. Accent color S. To be used with 1" surfaces.**



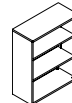
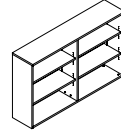
All Laminate (\$)  
HPL Surfaces (\$)

**Wall-mounted hutches with translucent sliding door – 22" H (cont'd)**

W x D x H (in)	W x D x H (mm)	Code	All Laminate (\$)	HPL Surfaces (\$)
72 x 16 x 22	1800 x 400 x 567	M5_NS-EMC722216T	2,960	N/A
66 x 16 x 22	1650 x 400 x 567	M5_NS-EMC662216T	2,865	N/A
60 x 16 x 22	1500 x 400 x 567	M5_NS-EMC602216T	2,783	N/A
54 x 16 x 22	1350 x 400 x 567	M5_NS-EMC542216T	2,689	N/A
48 x 16 x 22	1200 x 400 x 567	M5_NS-EMC482216T	2,580	N/A

**Specify the edge (N, 1, 2). Accent color S. To be used with 1½" surfaces.**

**Open bookcase hutch – 44" H**



*Adjustable shelves. Can accommodate a tackboard, refer to page 35.*

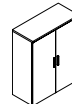
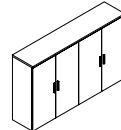
72 x 16 x 44	1800 x 400 x 1099	M1NNN-EB724416	1,627	N/A
36 x 16 x 44	900 x 400 x 1099	M1NNN-EB364416	1,038	N/A

**Edge N. To be used with 1" surfaces.**

72 x 16 x 44	1800 x 400 x 1099	M5_NN-EB724416	1,808	N/A
36 x 16 x 44	900 x 400 x 1099	M5_NN-EB364416	1,123	N/A

**Specify the edge (N, 1, 2). To be used with 1½" surfaces.**

**Bookcase hutch with doors – 44" H**



*Adjustable shelves. Can accommodate a tackboard, refer to page 35.*

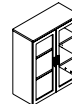
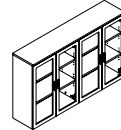
72 x 16 x 44	1800 x 400 x 1099	M1NNS-EB724416P	2,397	N/A
36 x 16 x 44	900 x 400 x 1099	M1NNS-EB364416P	1,426	N/A

**Edge N. Specify the handle code (A, C, K, W, Z). Specify the accent color (A, S). To be used with 1" surfaces.**

72 x 16 x 44	1800 x 400 x 1099	M5_NS-EB724416P	2,580	N/A
36 x 16 x 44	900 x 400 x 1099	M5_NS-EB364416P	1,517	N/A

**Specify the edge (N, 1, 2). Specify the handle code (A, C, K, W, Z). Specify the accent color (A, S). To be used with 1½" surfaces.**

**Bookcase hutch with translucent doors – 44" H**



*Adjustable shelves. Can accommodate a tackboard, refer to page 35.*

72 x 16 x 44	1800 x 400 x 1099	M1NNS-EB724416T	3,735	N/A
36 x 16 x 44	900 x 400 x 1099	M1NNS-EB364416T	2,095	N/A

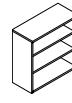
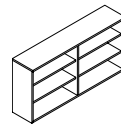
**Edge N. Accent color S. Specify the handle code (A, C, K, W, Z). To be used with 1" surfaces.**

72 x 16 x 44	1800 x 400 x 1099	M5_NS-EB724416T	3,923	N/A
36 x 16 x 44	900 x 400 x 1099	M5_NS-EB364416T	2,191	N/A

**Specify the edge (N, 1, 2). Accent color S. Specify the handle code (A, C, K, W, Z). To be used with 1½" surfaces.**

Door insert option, change T to: X Matrix, add \$1,341 for EB724416X; add \$671 for EB364416X.

**Open bookcase hutch – 36" H**



*Adjustable shelves. Can accommodate a tackboard, refer to page 35.*

72 x 16 x 36	1800 x 400 x 900	M1NNN-EB723616	1,467	N/A
36 x 16 x 36	900 x 400 x 900	M1NNN-EB363616	932	N/A

**Edge N. To be used with 1" surfaces.**

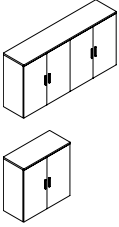
72 x 16 x 36	1800 x 400 x 900	M5_NN-EB723616	1,627	N/A
36 x 16 x 36	900 x 400 x 900	M5_NN-EB363616	1,012	N/A

**Specify the edge (N, 1, 2). To be used with 1½" surfaces.**



All HPL Laminate Surfaces (\$) (\$)

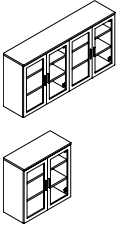
**Bookcase hutches with laminate doors – 36" H**



W x D x H (in)	W x D x H (mm)	Code	All Laminate (\$)	HPL Surfaces (\$)
<i>Adjustable shelves. Can accommodate a tackboard, refer to page 35.</i>				
72 x 16 x 36	1800 x 400 x 900	M1N_ _-EB723616P	2,164	N/A
36 x 16 x 36	900 x 400 x 900	M1N_ _-EB363616P	1,281	N/A
<b>Edge N. Specify the handle code (A, C, K, W, Z). To be used with 1" surfaces.</b>				
72 x 16 x 36	1800 x 400 x 900	M5_ _-EB723616P	2,320	N/A
36 x 16 x 36	900 x 400 x 900	M5_ _-EB363616P	1,370	N/A

Specify the edge (N, 1, 2). Specify the handle code (A, C, K, W, Z). To be used with 1½" surfaces.

**Bookcase hutches with translucent doors – 36" H**

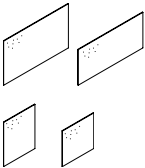


W x D x H (in)	W x D x H (mm)	Code	All Laminate (\$)	HPL Surfaces (\$)
<i>Adjustable shelves. Can accommodate a tackboard, refer to page 35.</i>				
72 x 16 x 36	1800 x 400 x 900	M1N_S-EB723616T	3,505	N/A
36 x 16 x 36	900 x 400 x 900	M1N_S-EB363616T	1,952	N/A
<b>Edge N. Accent color S. Specify the handle code (A, C, K, W, Z). To be used with 1" surfaces.</b>				
72 x 16 x 36	1800 x 400 x 900	M5N_S-EB723616T	3,662	N/A
36 x 16 x 36	900 x 400 x 900	M5N_S-EB363616T	2,037	N/A

Specify the edge (N, 1, 2). Accent color S. Specify the handle code (A, C, K, W, Z). To be used with 1½" surfaces.

Door insert option, change T to: X Matrix, add \$1,341 for EB723616X; add \$671 for EB363616X.

**Tackboards**



To be used on back of bookcase hutches. These prices are applicable for United Chair® Grade 1 and 2 fabrics. For other United Chair® grades add: Grade 3: 15%, Grade 4: 20%, Grade 5: 25%, Grade 6: 30%, Grade 7: 35%. For any other dimension, please contact the Quotations Department.

W x D x H (in)	W x D x H (mm)	Code	All Laminate (\$)	HPL Surfaces (\$)
70 x 1½ x 42	1740 x 13 x 1040	MNNNN-TK7042EB	788	N/A
70 x 1½ x 34	1740 x 13 x 840	MNNNN-TK7034EB	738	N/A
34 x 1½ x 42	840 x 13 x 1040	MNNNN-TK3442EB	518	N/A
34 x 1½ x 34	840 x 13 x 840	MNNNN-TK3434EB	477	N/A

**Lateral file units**



2 file drawers with suspension bars. Lock. Optional counterweight to meet BIFMA standards, refer to page 108.

W x D x H (in)	W x D x H (mm)	Code	All Laminate (\$)	HPL Surfaces (\$)
36 x 24 x 29¾	900 x 600 x 744	M_N_ _-2436LF	1,586	1,912
36 x 20 x 29¾	900 x 500 x 744	M_N_ _-2036LF	1,541	1,857

Specify the surface type (1, 2). Edge N. Specify the handle code (A, C, K, W, Z). Specify the accent color (A, S).

W x D x H (in)	W x D x H (mm)	Code	All Laminate (\$)	HPL Surfaces (\$)
36 x 24 x 29¾	900 x 600 x 757	M_ _ _-2436LF	1,751	2,110
36 x 20 x 29¾	900 x 500 x 757	M_ _ _-2036LF	1,700	2,037

Specify the surface type (5, 6). Specify the edge (N, 1, 2). Specify the handle code (A, C, K, W, Z). Specify the accent color (A, S).

**Open lateral file units**



1 file drawer with suspension bar. Lock. Optional counterweight to meet BIFMA standards, refer to page 108.

W x D x H (in)	W x D x H (mm)	Code	All Laminate (\$)	HPL Surfaces (\$)
36 x 24 x 29¾	900 x 600 x 744	M_N_ _-SLF2436	1,223	1,476
36 x 20 x 29¾	900 x 500 x 744	M_N_ _-SLF2036	1,172	1,409

Specify the surface type (1, 2). Edge N. Specify the handle code (A, C, K, W, Z). Specify the accent color (A, S).

W x D x H (in)	W x D x H (mm)	Code	All Laminate (\$)	HPL Surfaces (\$)
36 x 24 x 29¾	900 x 600 x 757	M_ _ _-SLF2436	1,382	1,669
36 x 20 x 29¾	900 x 500 x 757	M_ _ _-SLF2036	1,333	1,591

Specify the surface type (5, 6). Specify the edge (N, 1, 2). Specify the handle code (A, C, K, W, Z). Specify the accent color (A, S).

**Bookcase units**



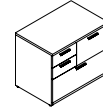
W x D x H (in)	W x D x H (mm)	Code	All Laminate (\$)	HPL Surfaces (\$)
<i>Bookcase with doors and adjustable shelf.</i>				
36 x 24 x 29¾	900 x 600 x 744	M_N_ _-2436B	1,370	1,648
36 x 20 x 29¾	900 x 500 x 744	M_N_ _-2036B	1,299	1,566

Specify the surface type (1, 2). Edge N. Specify the handle code (A, C, K, W, Z). Specify the accent color (A, S).

W x D x H (in)	W x D x H (mm)	Code	All Laminate (\$)	HPL Surfaces (\$)
36 x 24 x 29¾	900 x 600 x 757	M_ _ _-2436B	1,541	1,857
36 x 20 x 29¾	900 x 500 x 757	M_ _ _-2036B	1,483	1,777

Specify the surface type (5, 6). Specify the edge (N, 1, 2). Specify the handle code (A, C, K, W, Z). Specify the accent color (A, S).

**Combined pedestals**



2 box drawers on left, 2 file drawers with suspension bars. Lock. Pencil tray. Optional counterweight to meet BIFMA standards, refer to page 108.

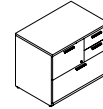
W x D x H (in)	W x D x H (mm)	Code	All Laminate (\$)	HPL Surfaces (\$)
36 x 24 x 29	900 x 600 x 744	M_N_ _-2436C0	2,003	2,154
30 x 24 x 29	750 x 600 x 744	M_N_ _-2430C0	1,944	2,095
36 x 20 x 29	900 x 500 x 744	M_N_ _-2036C0	1,944	2,095
30 x 20 x 29	750 x 500 x 744	M_N_ _-2030C0	1,894	2,037

Specify the surface type (1, 2). Edge N. Specify the handle code (A, C, K, W, Z). Specify the accent color (A, S).

W x D x H (in)	W x D x H (mm)	Code	All Laminate (\$)	HPL Surfaces (\$)
36 x 24 x 29½	900 x 600 x 757	M_ _ _-2436C0	2,203	2,372
30 x 24 x 29½	750 x 600 x 757	M_ _ _-2430C0	2,139	2,298
36 x 20 x 29½	900 x 500 x 757	M_ _ _-2036C0	2,139	2,298
30 x 20 x 29½	750 x 500 x 757	M_ _ _-2030C0	2,088	2,230

Specify the surface type (5, 6). Specify the edge (N, 1, 2). Specify the handle code (A, C, K, W, Z). Specify the accent color (A, S).

**Combined pedestals**



2 box drawers on right, 2 file drawers with suspension bars. Lock. Pencil tray. Optional counterweight to meet BIFMA standards, refer to page 108.

W x D x H (in)	W x D x H (mm)	Code	All Laminate (\$)	HPL Surfaces (\$)
36 x 24 x 29	900 x 600 x 744	M_N_ _-C02436	2,003	2,154
30 x 24 x 29	750 x 600 x 744	M_N_ _-C02430	1,944	2,095
36 x 20 x 29	900 x 500 x 744	M_N_ _-C02036	1,944	2,095
30 x 20 x 29	750 x 500 x 744	M_N_ _-C02030	1,894	2,037

Specify the surface type (1, 2). Edge N. Specify the handle code (A, C, K, W, Z). Specify the accent color (A, S).

W x D x H (in)	W x D x H (mm)	Code	All Laminate (\$)	HPL Surfaces (\$)
36 x 24 x 29½	900 x 600 x 757	M_ _ _-C02436	2,203	2,372
30 x 24 x 29½	750 x 600 x 757	M_ _ _-C02430	2,139	2,298
36 x 20 x 29½	900 x 500 x 757	M_ _ _-C02036	2,139	2,298
30 x 20 x 29½	750 x 500 x 757	M_ _ _-C02030	2,088	2,230

Specify the surface type (5, 6). Specify the edge (N, 1, 2). Specify the handle code (A, C, K, W, Z). Specify the accent color (A, S).

**Modular lateral files**



2 file drawers with suspension bars. Lock. Must be installed under a work surface. 1 tone only.

W x D x H (in)	W x D x H (mm)	Code	All Laminate (\$)	HPL Surfaces (\$)
36 x 18 x 28	900 x 466 x 719	MNN_ _-1836LFL	1,503	N/A
30 x 18 x 28	750 x 466 x 719	MNN_ _-1830LFL	1,458	N/A

Specify the handle code (A, C, K, W, Z). Specify the accent color (A, S).

**Modular combined pedestals**



2 box drawers on left, 2 file drawers with suspension bars. Lock. Pencil tray. Must be installed under a work surface. 1 tone only.

W x D x H (in)	W x D x H (mm)	Code	All Laminate (\$)	HPL Surfaces (\$)
36 x 18 x 28	900 x 466 x 719	MNN_ _-1836COL	1,857	N/A
30 x 18 x 28	750 x 466 x 719	MNN_ _-1830COL	1,736	N/A

Specify the handle code (A, C, K, W, Z). Specify the accent color (A, S).

**Modular combined pedestals**




2 box drawers on right, 2 file drawers with suspension bars. Lock. Pencil tray. Must be installed under a work surface. 1 tone only.


W x D x H (in)	W x D x H (mm)	Code	All Laminate (\$)	HPL Surfaces (\$)
36 x 18 x 28	900 x 466 x 719	MNN_ _-C01836L	1,857	N/A
30 x 18 x 28	750 x 466 x 719	MNN_ _-C01830L	1,736	N/A

Specify the handle code (A, C, K, W, Z). Specify the accent color (A, S).



	W x D x H (in)	W x D x H (mm)	Code	All Laminate (\$)	HPL Surfaces (\$)
<b>Modular bookcases with doors</b>	<i>1 adjustable shelf. Lock. Must be installed under a work surface. 1 tone only.</i>				
	36 x 18 x 28	900 x 466 x 719	MNN__-1836BL	1,281	N/A
	30 x 18 x 28	750 x 466 x 719	MNN__-1830BL	1,216	N/A


Specify the handle code (A, C, K, W, Z). Specify the accent color (A, S).

	W x D x H (in)	W x D x H (mm)	Code	All Laminate (\$)	HPL Surfaces (\$)
<b>Storage / lateral file cabinets with laminate doors</b>	<i>Bookcase with doors, 2 adjustable shelves. 2 file drawers with suspension bars. Lock on drawers.</i>				
	36 x 24 x 73 3/8	900 x 600 x 1844	M1N__-243673LFB	2,909	N/A
	36 x 20 x 73 3/8	900 x 500 x 1844	M1N__-203673LFB	2,632	N/A

Edge N. Specify the handle code (A, C, K, W, Z). Specify the accent color (A, S). To be used with 1" surfaces.

36 x 24 x 73 3/8	900 x 600 x 1856	M5__-243673LFB	3,261	N/A
36 x 20 x 73 3/8	900 x 500 x 1856	M5__-203673LFB	2,980	N/A

Specify the edge (N, 1, 2). Specify the handle code (A, C, K, W, Z). Specify the accent color (A, S). To be used with 1 1/2" surfaces.


	W x D x H (in)	W x D x H (mm)	Code	All Laminate (\$)	HPL Surfaces (\$)
<b>Storage / lateral file cabinets with translucent doors</b>	<i>Bookcase with doors, 2 adjustable shelves. 2 file drawers with suspension bars. Lock on drawers.</i>				
	36 x 24 x 73 3/8	900 x 600 x 1844	M1N_S-243673LFBT	3,578	N/A
	36 x 20 x 73 3/8	900 x 500 x 1844	M1N_S-203673LFBT	3,304	N/A

Edge N. Specify the handle code (A, C, K, W, Z). Accent color S. To be used with 1" surfaces.

36 x 24 x 73 3/8	900 x 600 x 1856	M5_S-243673LFBT	3,805	N/A
36 x 20 x 73 3/8	900 x 500 x 1856	M5_S-203673LFBT	3,536	N/A

Specify the edge (N, 1, 2). Specify the handle code (A, C, K, W, Z). Accent color S. To be used with 1 1/2" surfaces.


Door insert option, change T to: X Matrix, add \$837.

	W x D x H (in)	W x D x H (mm)	Code	All Laminate (\$)	HPL Surfaces (\$)
<b>Storage / lateral file cabinets with laminate doors</b>	<i>Bookcase with doors, 2 adjustable shelves. 2 file drawers with suspension bars. Lock on drawers.</i>				
	36 x 24 x 65 3/8	900 x 600 x 1644	M1N__-243665LFB	2,809	N/A
	36 x 20 x 65 3/8	900 x 500 x 1644	M1N__-203665LFB	2,530	N/A

Edge N. Specify the handle code (A, C, K, W, Z). Specify the accent color (A, S). To be used with 1" surfaces.

36 x 24 x 65 3/8	900 x 600 x 1657	M5__-243665LFB	3,035	N/A
36 x 20 x 65 3/8	900 x 500 x 1657	M5__-203665LFB	2,768	N/A

Specify the edge (N, 1, 2). Specify the handle code (A, C, K, W, Z). Specify the accent color (A, S). To be used with 1 1/2" surfaces.


	W x D x H (in)	W x D x H (mm)	Code	All Laminate (\$)	HPL Surfaces (\$)
<b>Storage / lateral file cabinets with translucent doors</b>	<i>Bookcase with doors, 2 adjustable shelves. 2 file drawers with suspension bars. Lock on drawers.</i>				
	36 x 24 x 65 3/8	900 x 600 x 1644	M1N_S-243665LFBT	3,505	N/A
	36 x 20 x 65 3/8	900 x 500 x 1644	M1N_S-203665LFBT	3,226	N/A

Edge N. Specify the handle code (A, C, K, W, Z). Accent color S. To be used with 1" surfaces.

36 x 24 x 65 3/8	900 x 600 x 1657	M5_S-243665LFBT	3,729	N/A
36 x 20 x 65 3/8	900 x 500 x 1657	M5_S-203665LFBT	3,464	N/A

Specify the edge (N, 1, 2). Specify the handle code (A, C, K, W, Z). Accent color S. To be used with 1 1/2" surfaces.

Door insert option, change T to: X Matrix, add \$837.


	W x D x H (in)	W x D x H (mm)	Code	All Laminate (\$)	HPL Surfaces (\$)
<b>Storage / lateral file cabinets with pigeonholes and laminate doors</b>	<i>Bookcase with doors, 2 adjustable shelves. 2 pigeonholes. 2 file drawers with suspension bars. Lock on drawers.</i>				
	36 x 24 x 73 3/8	900 x 600 x 1844	M1N__-243673LDB	3,084	N/A
	36 x 20 x 73 3/8	900 x 500 x 1844	M1N__-203673LDB	2,809	N/A

Edge N. Specify the handle code (A, C, K, W, Z). Specify the accent color (A, S). To be used with 1" surfaces.

36 x 24 x 73 3/8	900 x 600 x 1856	M5__-243673LDB	3,311	N/A
36 x 20 x 73 3/8	900 x 500 x 1856	M5__-203673LDB	3,043	N/A

Specify the edge (N, 1, 2). Specify the handle code (A, C, K, W, Z). Specify the accent color (A, S). To be used with 1 1/2" surfaces.




	W x D x H (in)	W x D x H (mm)	Code	All Laminate (\$)	HPL Surfaces (\$)
<b>Storage / lateral file cabinets with pigeonholes and translucent doors</b>	<i>Bookcase with doors, 2 adjustable shelves. 2 pigeonholes. 2 file drawers with suspension bars. Lock on drawers.</i>				
	36 x 24 x 73 3/8	900 x 600 x 1844	M1N_S-243673LDBT	3,756	N/A
	36 x 20 x 73 3/8	900 x 500 x 1844	M1N_S-203673LDBT	3,478	N/A

Edge N. Specify the handle code (A, C, K, W, Z). Accent color S. To be used with 1" surfaces.

36 x 24 x 73 3/8	900 x 600 x 1856	M5__-243673LDBT	3,980	N/A
36 x 20 x 73 3/8	900 x 500 x 1856	M5__-203673LDBT	3,715	N/A

Specify the edge (N, 1, 2). Specify the handle code (A, C, K, W, Z). Accent color S. To be used with 1 1/2" surfaces.


Door insert option, change T to: X Matrix, add \$837.

	W x D x H (in)	W x D x H (mm)	Code	All Laminate (\$)	HPL Surfaces (\$)
<b>Storage / lateral file cabinets with pigeonholes and laminate doors</b>	<i>Bookcase with doors, 2 adjustable shelves. 2 pigeonholes. 2 file drawers with suspension bars. Lock on drawers.</i>				
	36 x 24 x 65 3/8	900 x 600 x 1644	M1N__-243665LDB	2,984	N/A
	36 x 20 x 65 3/8	900 x 500 x 1644	M1N__-203665LDB	2,698	N/A

Edge N. Specify the handle code (A, C, K, W, Z). Specify the accent color (A, S). To be used with 1" surfaces.

36 x 24 x 65 3/8	900 x 600 x 1657	M5__-243665LDB	3,213	N/A
36 x 20 x 65 3/8	900 x 500 x 1657	M5__-203665LDB	2,932	N/A

Specify the edge (N, 1, 2). Specify the handle code (A, C, K, W, Z). Specify the accent color (A, S). To be used with 1 1/2" surfaces.


	W x D x H (in)	W x D x H (mm)	Code	All Laminate (\$)	HPL Surfaces (\$)
<b>Storage / lateral file cabinets with pigeonholes and translucent doors</b>	<i>Bookcase with doors, 2 adjustable shelves. 2 pigeonholes. 2 file drawers with suspension bars. Lock on drawers.</i>				
	36 x 24 x 65 3/8	900 x 600 x 1644	M1N_S-243665LDBT	3,681	N/A
	36 x 20 x 65 3/8	900 x 500 x 1644	M1N_S-203665LDBT	3,404	N/A

Edge N. Specify the handle code (A, C, K, W, Z). Accent color S. To be used with 1" surfaces.

36 x 24 x 65 3/8	900 x 600 x 1657	M5_S-243665LDBT	3,903	N/A
36 x 20 x 65 3/8	900 x 500 x 1657	M5_S-203665LDBT	3,636	N/A

Specify the edge (N, 1, 2). Specify the handle code (A, C, K, W, Z). Accent color S. To be used with 1 1/2" surfaces.


Door insert option, change T to: X Matrix, add \$837.

	W x D x H (in)	W x D x H (mm)	Code	All Laminate (\$)	HPL Surfaces (\$)
<b>Storage cabinets with laminate doors</b>	<i>3 adjustable shelves. 1 full-width fixed shelf. Lock.</i>				
	36 x 24 x 73 3/8	900 x 600 x 1844	M1N__-243673B	2,482	N/A
	36 x 20 x 73 3/8	900 x 500 x 1844	M1N__-203673B	2,298	N/A

Edge N. Specify the handle code (A, C, K, W, Z). Specify the accent color (A, S). To be used with 1" surfaces.

36 x 24 x 73 3/8	900 x 600 x 1856	M5__-243673B	2,740	N/A
36 x 20 x 73 3/8	900 x 500 x 1856	M5__-203673B	2,530	N/A

Specify the edge (N, 1, 2). Specify the handle code (A, C, K, W, Z). Specify the accent color (A, S). To be used with 1 1/2" surfaces.

	W x D x H (in)	W x D x H (mm)	Code	All Laminate (\$)	HPL Surfaces (\$)
<b>Storage cabinets with translucent doors</b>	<i>3 adjustable shelves. 1 full-width fixed shelf. Lock.</i>				
	36 x 24 x 73 3/8	900 x 600 x 1844	M1N_S-243673BT	3,821	N/A
	36 x 20 x 73 3/8	900 x 500 x 1844	M1N_S-203673BT	3,636	N/A

Edge N. Specify the handle code (A, C, K, W, Z). Accent color S. To be used with 1" surfaces.

36 x 24 x 73 3/8	900 x 600 x 1856	M5_S-243673BT	4,082	N/A
36 x 20 x 73 3/8	900 x 500 x 1856	M5_S-203673BT	3,872	N/A

Specify the edge (N, 1, 2). Specify the handle code (A, C, K, W, Z). Accent color S. To be used with 1 1/2" surfaces.

Door insert option, change T to: X Matrix, add \$1,341.





All HPL Laminate (\$), Surfaces (\$)

**Storage cabinets with laminate doors**

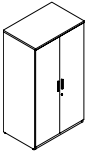
*3 adjustable shelves. 1 full-width fixed shelf. Lock.*

W x D x H (in)	W x D x H (mm)	Code	All Laminate (\$)	HPL Surfaces (\$)
36 x 24 x 65 <sup>3</sup> / <sub>8</sub>	900 x 600 x 1644	M1N__-243665B	2,383	N/A
36 x 20 x 65 <sup>3</sup> / <sub>8</sub>	900 x 500 x 1644	M1N__-203665B	2,190	N/A

Edge N. Specify the handle code (A, C, K, W, Z). Specify the accent color (A, S). To be used with 1" surfaces.

36 x 24 x 65 <sup>3</sup> / <sub>8</sub>	900 x 600 x 1657	M5__-243665B	2,631	N/A
36 x 20 x 65 <sup>3</sup> / <sub>8</sub>	900 x 500 x 1657	M5__-203665B	2,422	N/A

Specify the edge (N, 1, 2). Specify the handle code (A, C, K, W, Z). Specify the accent color (A, S). To be used with 1½" surfaces.



**Storage cabinets with translucent doors**

*3 adjustable shelves. 1 full-width fixed shelf. Lock.*

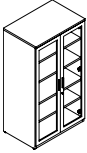
W x D x H (in)	W x D x H (mm)	Code	All Laminate (\$)	HPL Surfaces (\$)
36 x 24 x 65 <sup>3</sup> / <sub>8</sub>	900 x 600 x 1644	M1N_S-243665BT	3,771	N/A
36 x 20 x 65 <sup>3</sup> / <sub>8</sub>	900 x 500 x 1644	M1N_S-203665BT	3,578	N/A

Edge N. Specify the handle code (A, C, K, W, Z). Accent color S. To be used with 1" surfaces.

36 x 24 x 65 <sup>3</sup> / <sub>8</sub>	900 x 600 x 1657	M5__S-243665BT	4,024	N/A
36 x 20 x 65 <sup>3</sup> / <sub>8</sub>	900 x 500 x 1657	M5__S-203665BT	3,821	N/A

Specify the edge (N, 1, 2). Specify the handle code (A, C, K, W, Z). Accent color S. To be used with 1½" surfaces.

Door insert option, change T to: X Matrix, add \$1,341.



Door insert option, change T to: X Matrix, add \$1,341.

**Combined storage cabinets with laminate doors**

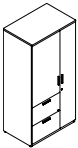
*2 file drawers with suspension bars. Clothes hanger bar and 1 fixed shelf on wardrobe side (10¼" - 275 mm). 2 adjustable shelves. Lock on drawers and on full-height door.*

W x D x H (in)	W x D x H (mm)	Code	All Laminate (\$)	HPL Surfaces (\$)
36 x 24 x 73 <sup>3</sup> / <sub>8</sub>	900 x 600 x 1844	M1N__-243673FFB	3,940	N/A
36 x 20 x 73 <sup>3</sup> / <sub>8</sub>	900 x 500 x 1844	M1N__-203673FFB	3,763	N/A
36 x 24 x 65 <sup>3</sup> / <sub>8</sub>	900 x 600 x 1644	M1N__-243665FFB	3,839	N/A
36 x 20 x 65 <sup>3</sup> / <sub>8</sub>	900 x 500 x 1644	M1N__-203665FFB	3,662	N/A

Edge N. Specify the handle code (A, C, K, W, Z). Specify the accent color (A, S). To be used with 1" surfaces.

36 x 24 x 73 <sup>3</sup> / <sub>8</sub>	900 x 600 x 1856	M5__-243673FFB	4,308	N/A
36 x 20 x 73 <sup>3</sup> / <sub>8</sub>	900 x 500 x 1856	M5__-203673FFB	4,132	N/A
36 x 24 x 65 <sup>3</sup> / <sub>8</sub>	900 x 600 x 1657	M5__-243665FFB	4,200	N/A
36 x 20 x 65 <sup>3</sup> / <sub>8</sub>	900 x 500 x 1657	M5__-203665FFB	4,024	N/A

Specify the edge (N, 1, 2). Specify the handle code (A, C, K, W, Z). Specify the accent color (A, S). To be used with 1½" surfaces.



**Combined storage cabinets with laminate doors**

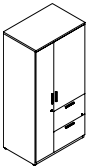
*2 file drawers with suspension bars. Clothes hanger bar and 1 fixed shelf on wardrobe side (10¼" - 275 mm). 2 adjustable shelves. Lock on drawers and on full-height door.*

W x D x H (in)	W x D x H (mm)	Code	All Laminate (\$)	HPL Surfaces (\$)
36 x 24 x 73 <sup>3</sup> / <sub>8</sub>	900 x 600 x 1844	M1N__-243673BFF	3,940	N/A
36 x 20 x 73 <sup>3</sup> / <sub>8</sub>	900 x 500 x 1844	M1N__-203673BFF	3,763	N/A
36 x 24 x 65 <sup>3</sup> / <sub>8</sub>	900 x 600 x 1644	M1N__-243665BFF	3,839	N/A
36 x 20 x 65 <sup>3</sup> / <sub>8</sub>	900 x 500 x 1644	M1N__-203665BFF	3,662	N/A

Edge N. Specify the handle code (A, C, K, W, Z). Specify the accent color (A, S). To be used with 1" surfaces.

36 x 24 x 73 <sup>3</sup> / <sub>8</sub>	900 x 600 x 1856	M5__-243673BFF	4,308	N/A
36 x 20 x 73 <sup>3</sup> / <sub>8</sub>	900 x 500 x 1856	M5__-203673BFF	4,132	N/A
36 x 24 x 65 <sup>3</sup> / <sub>8</sub>	900 x 600 x 1657	M5__-243665BFF	4,200	N/A
36 x 20 x 65 <sup>3</sup> / <sub>8</sub>	900 x 500 x 1657	M5__-203665BFF	4,024	N/A

Specify the edge (N, 1, 2). Specify the handle code (A, C, K, W, Z). Specify the accent color (A, S). To be used with 1½" surfaces.

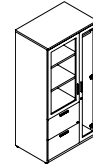


**Combined storage cabinets with translucent doors**

*2 file drawers with suspension bars. Clothes hanger bar and 1 fixed shelf on wardrobe side (10¼" - 275 mm). 2 adjustable shelves. Lock on drawers and on full-height door.*

W x D x H (in)	W x D x H (mm)	Code	All Laminate (\$)	HPL Surfaces (\$)
36 x 24 x 73 <sup>3</sup> / <sub>8</sub>	900 x 600 x 1844	M1N_S-243673FFBT	4,986	N/A
36 x 20 x 73 <sup>3</sup> / <sub>8</sub>	900 x 500 x 1844	M1N_S-203673FFBT	4,812	N/A
36 x 24 x 65 <sup>3</sup> / <sub>8</sub>	900 x 600 x 1644	M1N_S-243665FFBT	4,877	N/A
36 x 20 x 65 <sup>3</sup> / <sub>8</sub>	900 x 500 x 1644	M1N_S-203665FFBT	4,707	N/A

Edge N. Specify the handle code (A, C, K, W, Z). Accent color S. To be used with 1" surfaces.



Door insert option, change T to: X Matrix, add \$1,006.

**Combined storage cabinets with translucent doors**

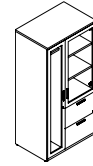
*2 file drawers with suspension bars. Clothes hanger bar and 1 fixed shelf on wardrobe side (10¼" - 275 mm). 2 adjustable shelves. Lock on drawers and on full-height door.*

W x D x H (in)	W x D x H (mm)	Code	All Laminate (\$)	HPL Surfaces (\$)
36 x 24 x 73 <sup>3</sup> / <sub>8</sub>	900 x 600 x 1844	M1N_S-243673BFFT	4,986	N/A
36 x 20 x 73 <sup>3</sup> / <sub>8</sub>	900 x 500 x 1844	M1N_S-203673BFFT	4,812	N/A
36 x 24 x 65 <sup>3</sup> / <sub>8</sub>	900 x 600 x 1644	M1N_S-243665BFFT	4,877	N/A
36 x 20 x 65 <sup>3</sup> / <sub>8</sub>	900 x 500 x 1644	M1N_S-203665BFFT	4,707	N/A

Edge N. Specify the handle code (A, C, K, W, Z). Accent color S. To be used with 1" surfaces.

36 x 24 x 73 <sup>3</sup> / <sub>8</sub>	900 x 600 x 1856	M5__S-243673BFFT	5,356	N/A
36 x 20 x 73 <sup>3</sup> / <sub>8</sub>	900 x 500 x 1856	M5__S-203673BFFT	5,179	N/A
36 x 24 x 65 <sup>3</sup> / <sub>8</sub>	900 x 600 x 1657	M5__S-243665BFFT	5,248	N/A
36 x 20 x 65 <sup>3</sup> / <sub>8</sub>	900 x 500 x 1657	M5__S-203665BFFT	5,068	N/A

Specify the edge (N, 1, 2). Specify the handle code (A, C, K, W, Z). Accent color S. To be used with 1½" surfaces.



Door insert option, change T to: X Matrix, add \$1,006.

**Wardrobe units**

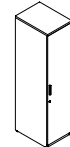
*Clothes hanger bar and 1 fixed shelf. Lock.*

W x D x H (in)	W x D x H (mm)	Code	All Laminate (\$)	HPL Surfaces (\$)
18 x 24 x 73 <sup>3</sup> / <sub>8</sub>	450 x 600 x 1844	M1N__-241873C__	2,003	N/A
18 x 20 x 73 <sup>3</sup> / <sub>8</sub>	450 x 500 x 1844	M1N__-201873C__	1,801	N/A
18 x 24 x 65 <sup>3</sup> / <sub>8</sub>	450 x 600 x 1644	M1N__-241865C__	1,902	N/A
18 x 20 x 65 <sup>3</sup> / <sub>8</sub>	450 x 500 x 1644	M1N__-201865C__	1,700	N/A


Edge N. Specify the handle code (A, C, K, W, Z). Specify the accent color (A, S). Specify the opening at the end of the code: on right (R) or on left (L). To be used with 1" surfaces.

18 x 24 x 73 <sup>3</sup> / <sub>8</sub>	450 x 600 x 1856	M5__-241873C__	2,095	N/A
18 x 20 x 73 <sup>3</sup> / <sub>8</sub>	450 x 500 x 1856	M5__-201873C__	1,878	N/A
18 x 24 x 65 <sup>3</sup> / <sub>8</sub>	450 x 600 x 1657	M5__-241865C__	1,986	N/A
18 x 20 x 65 <sup>3</sup> / <sub>8</sub>	450 x 500 x 1657	M5__-201865C__	1,770	N/A

Specify the edge (N, 1, 2). Specify the handle code (A, C, K, W, Z). Specify the accent color (A, S). Specify the opening at the end of the code: on right (R) or on left (L). To be used with 1½" surfaces.



Open right (CR)

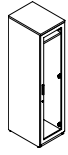


Open left (CL)



All Laminate (\$)  
HPL Surfaces (\$)

**Wardrobe units**



Open right (CRT)



Open left (CLT)

Door insert option, specify at the end of the code.

X Matrix, add \$503.

W x D x H (in)	W x D x H (mm)	Code	All Laminate (\$)	HPL Surfaces (\$)
<i>Full-width clothes hanger bar and 1 fixed shelf. Lock.</i>				
18 x 24 x 73 <sup>7</sup> / <sub>8</sub>	450 x 600 x 1844	M1N__-241873C_T	2,506	N/A
18 x 20 x 73 <sup>7</sup> / <sub>8</sub>	450 x 500 x 1844	M1N__-201873C_T	2,306	N/A
18 x 24 x 65 <sup>7</sup> / <sub>8</sub>	450 x 600 x 1644	M1N__-241865C_T	2,407	N/A
18 x 20 x 65 <sup>7</sup> / <sub>8</sub>	450 x 500 x 1644	M1N__-201865C_T	2,203	N/A

**Edge N.** Specify the handle code (A, C, K, W, Z). Specify the accent color (A, S). Specify the opening at the end of the code: on right (R) or on left (L). To be used with 1" surfaces.

18 x 24 x 73 <sup>7</sup> / <sub>8</sub>	450 x 600 x 1856	M5__-241873C_T	2,597	N/A
18 x 20 x 73 <sup>7</sup> / <sub>8</sub>	450 x 500 x 1856	M5__-201873C_T	2,383	N/A
18 x 24 x 65 <sup>7</sup> / <sub>8</sub>	450 x 600 x 1657	M5__-241865C_T	2,489	N/A
18 x 20 x 65 <sup>7</sup> / <sub>8</sub>	450 x 500 x 1657	M5__-201865C_T	2,271	N/A

**Specify the edge (N, 1, 2).** Specify the handle code (A, C, K, W, Z). Specify the accent color (A, S). Specify the opening at the end of the code: on right (R) or on left (L). To be used with 1½" surfaces.

**Personal storage tower – left**

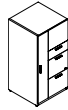


*1 box drawer, 2 file drawers with suspension bars. Lock controls file drawers. Wardrobe with coat hanger bar. Pencil tray.*

24 x 24 x 49	600 x 600 x 1234	MNN__-PB242449	2,809	N/A
--------------	------------------	----------------	-------	-----

**Specify the handle code (A, C, K, W, Z).** Specify the accent color (A, S).

**Personal storage tower – right**

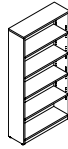


*1 box drawer, 2 file drawers with suspension bars. Lock controls file drawers. Wardrobe with coat hanger bar. Pencil tray.*

24 x 24 x 49	600 x 600 x 1234	MNN__-P242449B	2,809	N/A
--------------	------------------	----------------	-------	-----

**Specify the handle code (A, C, K, W, Z).** Specify the accent color (A, S).

**Open bookcases**



*4 adjustable shelves.*

36 x 14 x 73 <sup>7</sup> / <sub>8</sub>	900 x 350 x 1844	M1NNN-B367314	1,292	N/A
36 x 14 x 65 <sup>7</sup> / <sub>8</sub>	900 x 350 x 1644	M1NNN-B366514	1,207	N/A

**Edge N.** To be used with 1" surfaces.

*2 adjustable shelves.*

36 x 14 x 73 <sup>7</sup> / <sub>8</sub>	900 x 350 x 1856	M5__NN-B367314	1,434	N/A
36 x 14 x 65 <sup>7</sup> / <sub>8</sub>	900 x 350 x 1697	M5__NN-B366514	1,341	N/A

**Specify the edge (N, 1, 2).** To be used with 1½" surfaces.

**Additional shelf**



*Additional shelf.*

36 x 13 x 1	846 x 325 x 25	MNNNN-TB3614.1E	175	N/A
-------------	----------------	-----------------	-----	-----

**Modular pedestals**



*2 box drawers, 1 file drawer with suspension bar. Pencil tray. Lock. Must be installed under a work surface. 1 tone only.*

15 x 24 x 28	388 x 598 x 719	MNN__-P1524UFL	1,325	N/A
15 x 18 x 28	388 x 466 x 719	MNN__-P1518UFL	1,223	N/A

**Specify the handle code (A, C, K, W, Z).** Specify the accent color (A, S).

**Modular pedestals**



*2 file drawers with suspension bars. Lock. Must be installed under a work surface. 1 tone only.*

15 x 24 x 28	388 x 598 x 719	MNN__-P1524FFL	1,281	N/A
15 x 18 x 28	388 x 466 x 719	MNN__-P1518FFL	1,146	N/A

**Specify the handle code (A, C, K, W, Z).** Specify the accent color (A, S).



All Laminate (\$)  
HPL Surfaces (\$)

**Modular pedestal – Laptop storage**



*1 box drawer with space/shelf to accommodate a laptop, 1 file drawer with suspension bar. Pencil tray. Lock. Must be installed under a work surface. 1 tone only.*

15 x 18 x 28	388 x 448 x 719	MNN__-P1518CUFL	1,333	N/A
--------------	-----------------	-----------------	-------	-----

**Specify the handle code (A, C, K, W, Z).** Specify the accent color (A, S).

**Modular pedestal – Recycle bin storage**



*1 box drawer, 1 door with space to accommodate recycling box. Space available of 14" W x 16<sup>7</sup>/<sub>8</sub>" D x 17<sup>3</sup>/<sub>8</sub>" H (355 mm W x 429 mm D x 440 mm H). Pencil tray. Lock. Must be installed under a work surface. 1 tone only.*

18 x 18 x 28	448 x 448 x 719	MNN__-P1818URL	1,190	N/A
--------------	-----------------	----------------	-------	-----

**Specify the handle code (A, C, K, W, Z).** Specify the accent color (A, S).

**Hanging pedestal**



*1 box drawer and 1 file drawer with suspension bar. Pencil tray. Lock. Must be installed under a work surface. 1 tone only.*

15 x 17½ x 19	388 x 448 x 489	MNN__-F	1,012	N/A
---------------	-----------------	---------	-------	-----

**Specify the handle code (A, C, K, W, Z).** Specify the accent color (A, S).

**Mobile pedestals**



*2 box drawers and 1 file drawer with suspension bar. Pencil tray. Brakes on front casters. Lock. Fits under a work surface. 1 tone only.*

15 x 23 x 27½	390 x 575 x 689	MNN__-MP1523UF	1,307	N/A
15 x 18 x 27½	390 x 575 x 689	MNN__-MP1518UF	1,216	N/A

**Specify the handle code (A, C, K, W, Z).** Specify the accent color (A, S).

**Mobile pedestal**



*2 file drawers with suspension bars. Brakes on front casters. Lock. Fits under a work surface. 1 tone only.*

15 x 23 x 27½	390 x 575 x 689	MNN__-MP1523FF	1,241	N/A
---------------	-----------------	----------------	-------	-----

**Specify the handle code (A, C, K, W, Z).** Specify the accent color (A, S).

**Mobile pedestals**



*1 box drawer and 1 file drawer with suspension bar. Pencil tray. Brakes on front casters. Lock. Fits under a work surface. 1 tone only.*

15 x 23 x 20¾	390 x 575 x 527	MNN__-MP1523F	1,190	N/A
15 x 18 x 20¾	390 x 450 x 527	MNN__-MP1518F	1,146	N/A

**Specify the handle code (A, C, K, W, Z).** Specify the accent color (A, S).

**Additional full-width legs**



*1 tone only. For AT, DT and CM tables.*

30 x 1 x 27½	748 x 25 x 698	MNNNN-L30	226	N/A
24 x 1 x 27½	598 x 25 x 698	MNNNN-L24	211	N/A
20 x 1 x 27½	498 x 25 x 698	MNNNN-L20	192	N/A

**Additional recessed leg**

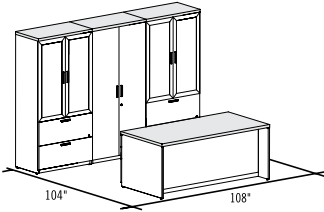


*1 tone only. For AT, DT and CM tables.*

13 x 1 x 27½	340 x 25 x 698	MNNNN-L12	175	N/A
--------------	----------------	-----------	-----	-----

# SUGGESTIONS

## M - -PLAN01



### M5NCS-PLAN01 \$12,326

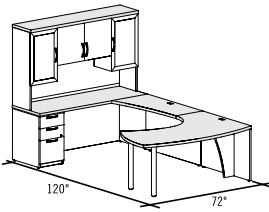
- 1 M5NCS-S3672UFM
- 2 M5NCS-203673LFBT
- 1 M5NCS-203673B

1½" thick laminate (5), Cubic pull (C), Silver accent (S), upper cabinets with Translucent doors (T).

#### Other option

Upper cabinet with laminate doors **\$10,987**

## M - -PLAN02



### QSM5N\_S-PLAN02 \$8,331

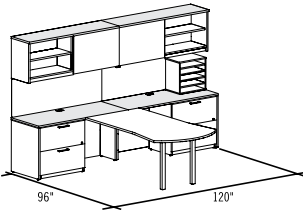
- 1 QSM5NVS-CT184872
- 1 QSM5NNS-BR244818
- 1 QSM5NKS-UF2472S
- 1 QSM5NKS-EL724416T

1½" thick laminate (5), Round legs (V), Classic pull (K), Silver accent (S), cabinet with Translucent doors (T).

#### Others options

Cabinet with laminate doors **\$7,973**

## M - -PLAN03



### M1N\_S-PLAN03 \$12,194

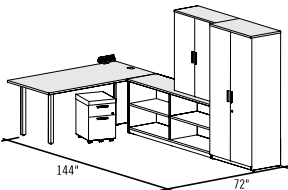
- 1 M1NQS-YS3672
- 2 M1NNS-DT2460B
- 2 MNNZS-1830LFL
- 2 M1NNS-EMC602216P
- 2 LGC-TK6021M
- 1 LGC-DV1817

1" thick laminate (1), Square legs (Q), Straight pull (Z), Silver accent (S), cabinet with laminate doors.

#### Other option

Cabinet with translucent doors **\$13,201**

## M - -PLAN04



### M1N\_S-PLAN04 \$8,791

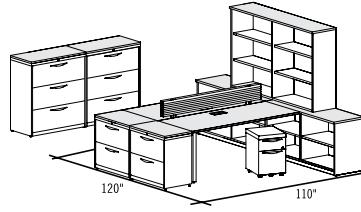
- 1 M1NQS-RT3672
- 1 M1NNS-BE2072BE
- 1 MNNCS-MP1518F
- 1 LGC-CU1518
- 1 M1NCS-EB364416P
- 1 M1NCS-203673B
- 1 LGC-PCS

1" thick laminate (1), Square legs (Q), Cubic pull (C), Silver accent (S), cabinets with laminate doors.

#### Other option

Cabinets with translucent doors **\$10,805**

## M - -PLAN05



### M1N\_S-PLAN05 \$19,711

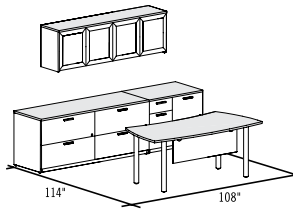
- 2 M1NQS-RS3072
- 2 M1NNS-BE2060BE
- 2 MNNWS-MP1518F
- 2 LGC-CU1518
- 1 M1NNS-EB724416
- 2 LPT-0230D
- 2 L1NN-T01830
- 2 LGC-SUPACS
- 2 LGC-RA66S
- 4 LGC-RPT11S
- 4 LGC-RVPT11S
- 1 LGC-PC
- 2 LPT-0336D
- 2 L1NN-T01836

1" thick laminate (1), Square legs (Q), Waterfall pull (W), Silver accent (S).

#### Other option

1½" thick laminate **\$20,984**

## M - -PLAN06



### M1N\_S-PLAN06 \$9,930

- 1 M1NVS-RBTT3672
- 1 M1NCS-LF2472LF
- 1 M1NCS-2436CO
- 1 M1NNS-EM722216T

1" thick laminate (1), Round legs (V), Cubic pull (C), Silver accent (S), upper cabinet with Translucent doors (T).

#### Other option

Cabinet with laminate doors **\$9,109**