

Office Doctor Discount Office Furniture

www.OfficeDr.com 856-368-9085

Groupe Lacasse Half Price Sale On Now


Take Half Off the List Prices in this PDF

Call 856-368-9085 Now

Free Layout & Design Service

Nex Series





NEX > Price Book > USA > February 2025



OFFICE FURNITURE SOLUTIONS

TABLE OF CONTENTS

SPECIFICATIONS 2

NEX COLLECTION 2

HEIGHT MANAGEMENT AND STACKING COMPATIBILITY 3

DESKS AND SURFACES 3-4

RETURNS 4

RETURN-SURFACES 5

WORK SURFACES WITH STRUT(S) 5-6

ELECTRIC HEIGHT ADJUSTABLE DESKS 6-7

ELECTRIC HEIGHT ADJUSTABLE DESKS WITH RETURN 7-9

CAFÉ HEIGHT TABLES, MEETING TABLES AND COMPLEMENTARY FURNITURE 10

CUSHIONS 10

STORAGE FURNITURE 11-12

MEDIA PANELS 12-13

MODULAR PRIVACY SCREENS 13

ACCESSORIES 14

APPLICATION OF TWO-TONE AND HIGH-GLOSS FINISHES 14-15

STANDARD SPECIALS 15

SPECIFICATIONS OF OPTIONS AND FINISHES 15

NEX PRICE LIST 16

DESKS 16

WORK SURFACES 16

DESKS WITH MEETING SPACE 17

WORK SURFACES WITH MEETING SPACE 18

COLLABORATIVE SURFACES 19

WORK SURFACES WITH STRUT(S) 20

RETURN-SURFACES 21

RETURNS 21

ELECTRIC HEIGHT ADJUSTABLE DESKS AND RETURNS 22

CAFÉ HEIGHT TABLES 25

MEETING TABLES 26

COMPLEMENTARY FURNITURE 27

STORAGE MODULES – 21" H. 28

STORAGE MODULES – 27" H. 30

STORAGE FURNITURE 32

BOOKCASE HUTCHES 34

MEDIA PANELS 36

WALL-MOUNTED HUTCHES 36

PEDESTALS 37

ACCESSORIES 37

SUGGESTIONS 39



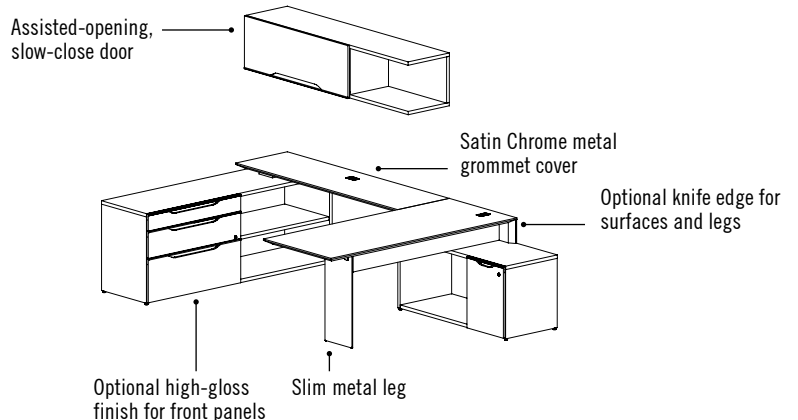
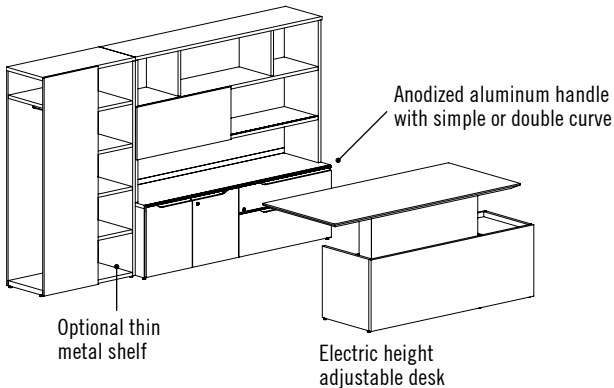
Lacasse products have achieved GREENGUARD GOLD Certification.

GREENGUARD Certified products are certified to GREENGUARD standards for low chemical emissions into indoor air during product usage. For more information, visit ul.com/gg.

SPECIFICATIONS

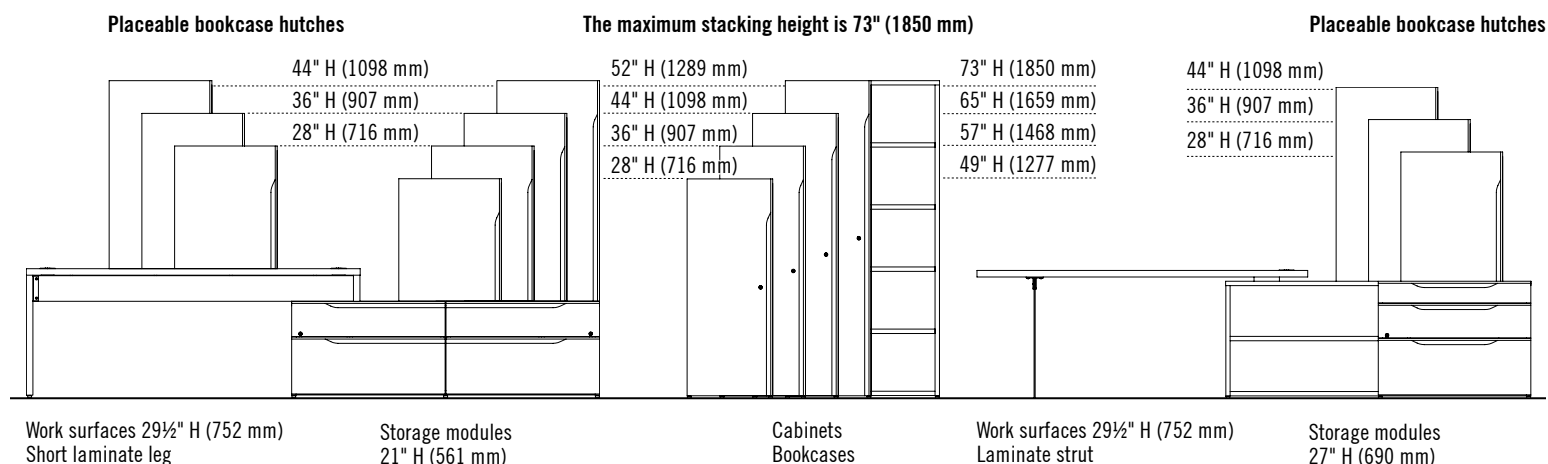
NEX COLLECTION

NEX is a stylish collection of furniture. It offers superior value and incomparable flexibility in its layout possibilities.



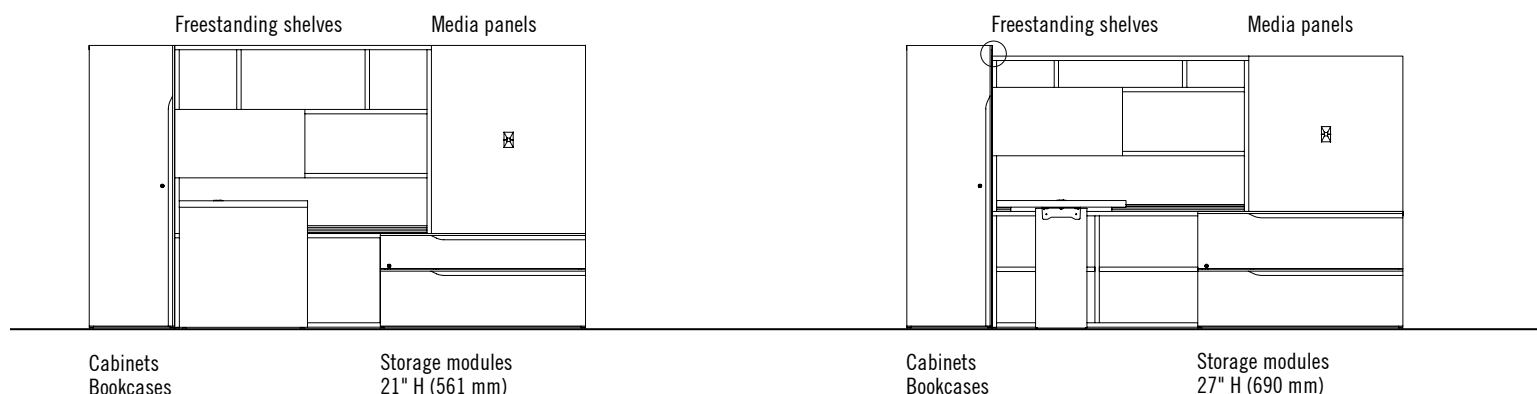
HEIGHT MANAGEMENT AND STACKING COMPATIBILITY

The modular nature of the NEX collection's various components enables units of different heights to be aligned so as to ensure visual consistency between work stations. Here is an overview of the principal heights (measurements in Imperial units are nominal):



The 21" H (561 mm) storage module does not create a gap between a shelf or a media panel and a cabinet/bookcase placed next to it.

2½" (64 mm) gap between a shelf or a media panel and a cabinet/bookcase placed next to it.



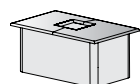
DESKS AND SURFACES

General characteristics

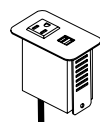
All desks, work surfaces and returns from the NEX collection are available with a choice of top panel 1" (25 mm) thick with smooth edgebanding or 1½" (38 mm) thick with smooth or knife edge.

Top panels have at least 1 grommet with a metal cover with a satin chrome finish (excluding the return-surfaces and the height adjustable desks). The opening of the grommet can accommodate an electrical module unless indicated otherwise (surfaces with struts).

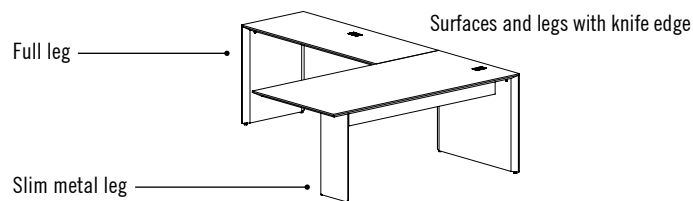
Desks and returns 20" (500 mm) in depth are not compatible with suspended cabinet NNN_ _-161820F.



Grommet with metal cover

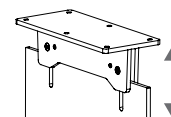


Electric module LGC-PCQ1USB1P



Short or long laminate legs are always 1½" (38 mm) thick and some desk or surface models have a slim, mechanically height adjustable metal leg.

- Slim metal leg**
- Steel with brushed chrome satin finish.
 - Translucent plastic floor bumpers.
 - 1" (25 mm) height adjustment.

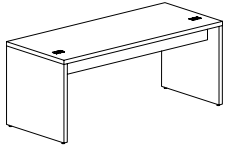


NEX COLLECTION (cont'd)

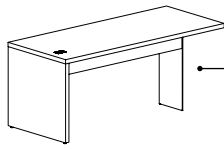
Desks

Desks with recessed short backs

- Built with recessed back, 6" (150 mm) in height.



2 long legs – laminate

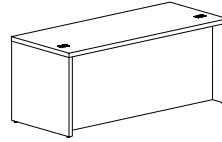


1 long leg – laminate
1 long leg – metal

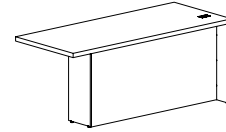
The slim metal leg is always 13" (340 mm) recessed.

Desks with recessed full-height modesty panels

- Compatible with pedestals NNN_--161820F or NNN_--MP161820F.
- Modesty panel can have a laminate or High-Gloss Black or High-Gloss White finish.

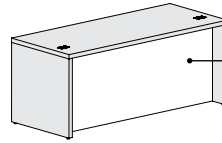
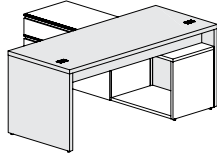
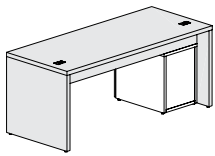


2 long legs – laminate



1 long leg – laminate

Desks with short backs are compatible with 21" H (561 mm) storage modules.



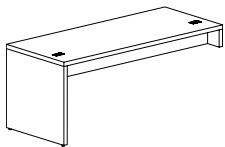
Modesty panel

Work surfaces

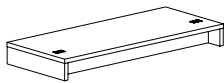
Surfaces with short backs may be placed on top of 1 or 2 21" H (561 mm) storage modules from the NEX collection. They are mounted using double-sided tape.

Surfaces with short backs

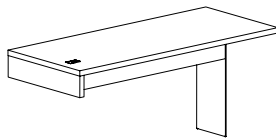
- Built with recessed back, 6" (150 mm) in height.



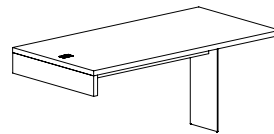
1 long leg – laminate
1 short leg – laminate



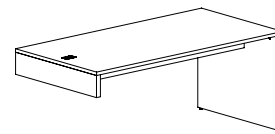
2 short legs – laminate



1 short leg – laminate
1 long leg – metal

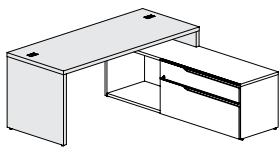


1 short leg – laminate
1 long leg – metal

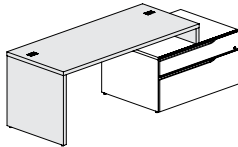


1 short leg – laminate
1 long leg – laminate

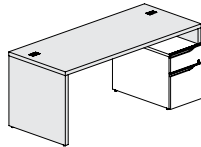
There are multiple possibilities for layout and positioning. Here are a few examples:



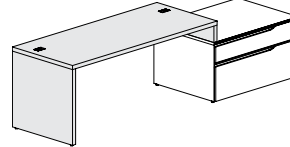
1 storage module positioned perpendicularly



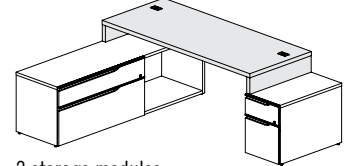
1 storage module placed underneath



1 storage module positioned toward the outside



1 storage module positioned during installation



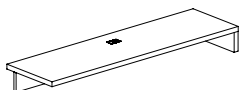
2 storage modules positioned perpendicularly

RETURNS

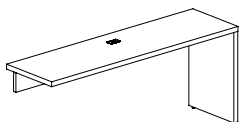
General characteristics

Returns are always connected to another surface. They are available with a short or long laminate leg and a short back, 6" (150 mm) in height with a 3" (75 mm) recess. Returns with a short leg must be installed on a 21" H (561 mm) storage module and are attached with double-sided tape. Multiple connections are possible.

Returns – short leg

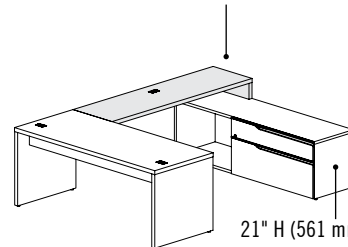


Returns – long leg

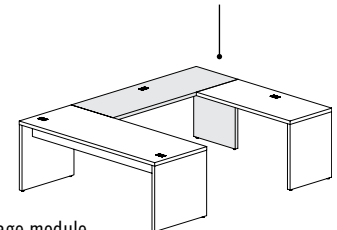


Return with a short leg

Return with a long leg



21" H (561 mm) storage module

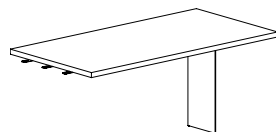


RETURN-SURFACES

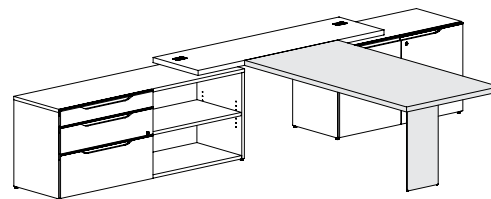
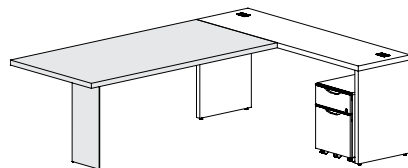
Return-surfaces can be used to create meeting surfaces that are perpendicular to a given surface. They are always connected to another surface with mounting brackets (included). Modular modesty panels with steel ties have been designed for use with them. Refer to page 15.

Return-surfaces

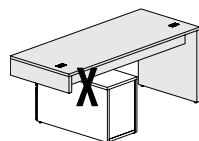
Possible configurations:



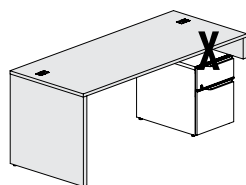
Flush plates
1 long leg - metal



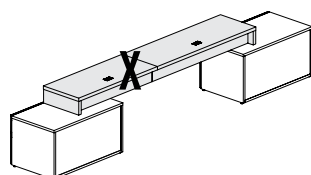
Unauthorized configurations:



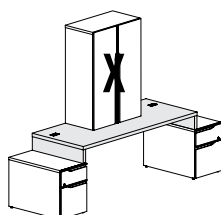
The short leg must always be placed on top of the storage module.



The storage module depth must be equal or greater than that of the surface.

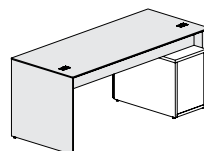


The junction between a surface and a return must lie along a low storage module.

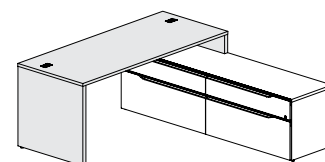


Stackables must be placed above solid structures such as desk legs or storage modules.

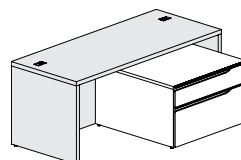
Non-recommended configurations:



It is recommended that a storage module be positioned beneath a surface and with a recess of approximately 2" (51 mm) when the surface and its legs have knife edgebanding.



Stacking certain pieces of furniture may render their drawers partially or completely inaccessible beneath the surface. It is preferable to choose a different storage configuration.



A careful selection of furniture depths helps avoid a situation where the storage module exceeds the surface depth.

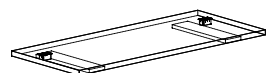
WORK SURFACES WITH STRUT(S)

General characteristics

Elevated surfaces have 1" or 1½" (25 or 38 mm) thick, factory-installed laminate struts that come in a matching finish. These surfaces must be installed on 27" H (690 mm) storage modules with double-sided tape.

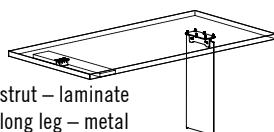
Elevated surfaces can accommodate modular privacy screens and modesty panels specially designed for use with them. Refer to the price list. Grommets for raised surfaces cannot accommodate electric module LGC-PCQ1USB1P.

Rectangular surfaces



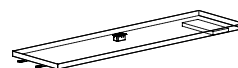
2 struts – laminate

Rectangular tables



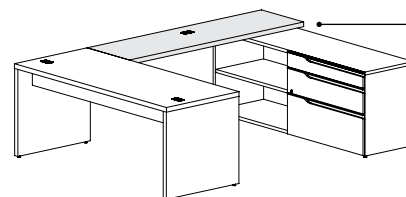
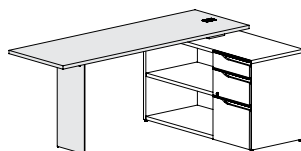
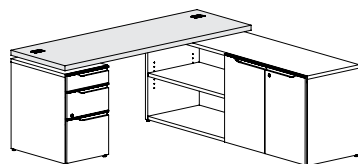
1 strut – laminate
1 long leg – metal

Returns



1 strut – laminate
Flush plates

Examples of work stations:



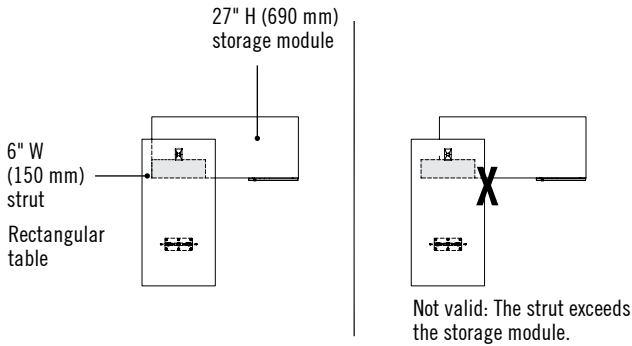
2½" (68 mm) gap between the top of the surface and the top of the storage module

SPECIFICATIONS

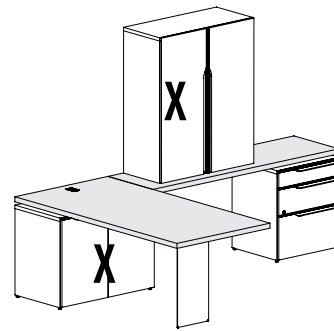
WORK SURFACES WITH STRUT(S) (cont'd)

Positioning of struts

A strut may be positioned anywhere along one or two 27" H (690 mm) storage module(s). It is important to make sure that all of its surface is in contact with the storage module(s).



Non-recommended configurations:



- Shelves must be placed on top of solid structures.
- No raised surface above a storage module with a door.

ELECTRIC HEIGHT ADJUSTABLE DESKS

NEX electric height adjustable desks are very easy to use. They favor an active mode of work (sitting/standing) and can be adapted to users of different heights.

General characteristics

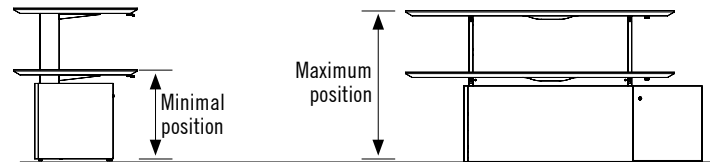
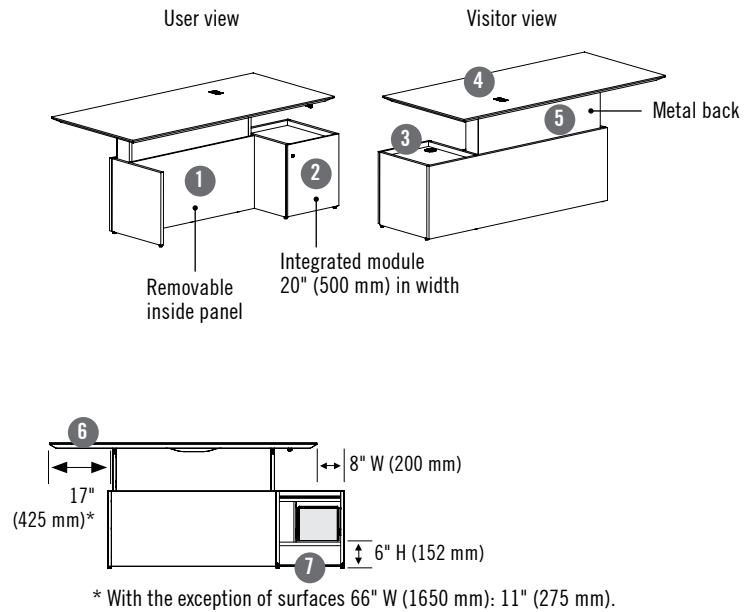
- 1- The laminate back is removable and enables access to the power cable.
- 2- The front panel of the integrated module may have a laminate or high-gloss black or high-gloss white finish.
- 3- The open compartment above the integrated module can accommodate small personal items. The base of the open compartment is covered with textured, ½" (13 mm) thick grey felt. An optional cutout for a round wireless charger, LGC-CHARGE, for the open compartment is available as a Standard Special (see p. 15).
- 4- Optional grommets for the surface available as a Standard Special (see p. 15).
- 5- The metal back is available in a choice of Black or White accent color.
- 6- Cantilevered meeting space with a 17" (425 mm) span, except for the 66" L (1650 mm) surface, which has an 11" (275 mm) meeting space.
- 7- A 6" (152 mm) vertical clearance beneath the integrated module makes it possible to accommodate a floor monument.

Electric height adjustment

- Control keypad is installed beneath the work surface.
- Operating speed: 1¼" (32 mm) height adjustment per second.
- Sound level: 48 dB.
- Lift capacity of 2 columns: 264 lbs (120 kg).
- Recommended functional load capacity: 100 lbs (45 kg).
- Failure to respect the loads can cause the table/desk to malfunction.
- 120" (3048 mm) cable with plug for wall outlet. 6' (1829 mm) of connector cable available outside the desk.
- Meet CSA and UL standards.



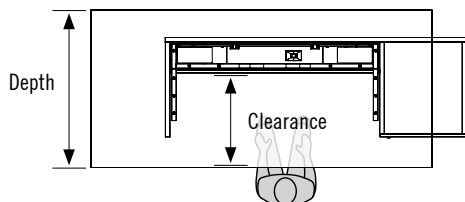
Digital control keypad with memory



Height adjustment range:

1½" (38 mm) TOP	
Minimal position	26" (661 mm)
Maximum position	43½" (1105 mm)

Clearance for knees



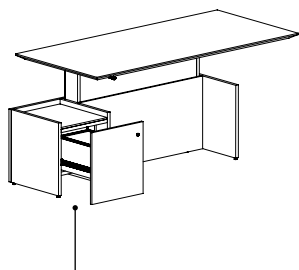
36" D (900 mm) = 21½" (538 mm) clearance
 32" D (800 mm) = 20½" (513 mm) clearance

ELECTRIC HEIGHT ADJUSTABLE DESKS (cont'd)

Choice of integrated modules

Electric height adjustable desks with file module

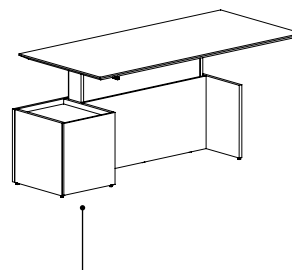
- Open compartment on top can accommodate small personal items.
- File drawer with lock.
- 4" L x 12" H (100 x 297 mm) hidden storage space to the right of the drawer.



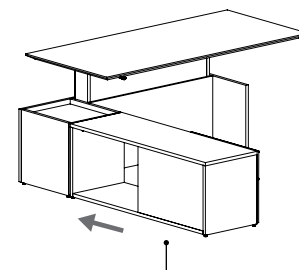
File storage module with small hidden space to the right of the file drawer

Electric height adjustable desks with fixed module

- Open compartment on top can accommodate small personal items.
- Closed /fixed storage space with removable front panel to access cables.
- 20" D (519 mm) storage module may be positioned facing the fixed module.



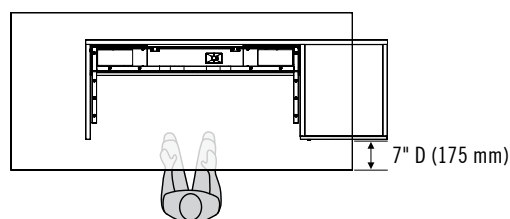
Closed /fixed module with removable front panel



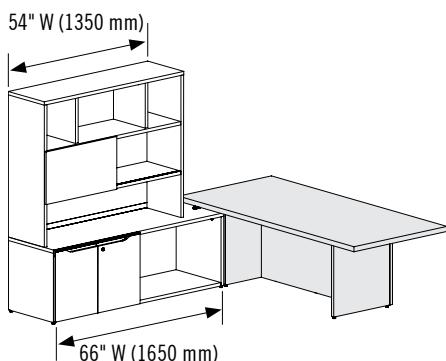
20" D (519 mm) storage module positioned in front of fixed module

Layout recommendations

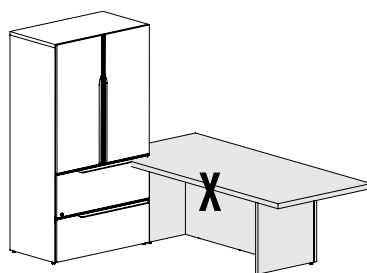
For certain types of layout with a storage module positioned on top of a low storage module attached to the height adjustable desk, it is important to leave a minimum 8" D (200 mm) spacing in order to avoid impacts during lifting or lowering of the surface.



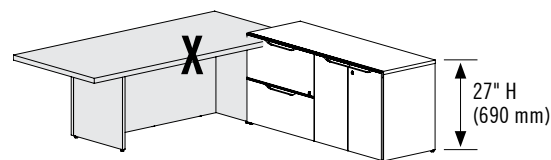
Possible configuration:



Unauthorized configurations:



It is not possible to attach top storage modules to the integrated module of height adjustable desks.



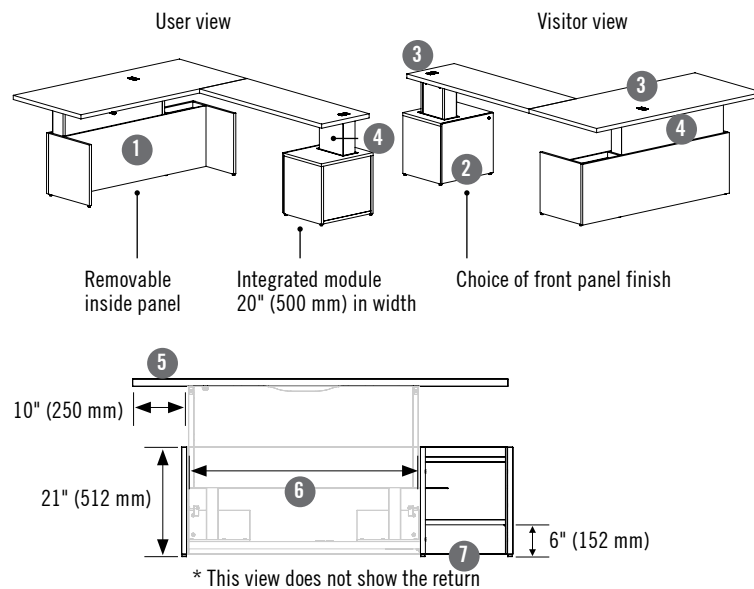
It is not possible to attach a 27" H (690 mm) storage module or a cabinet taller than 21" H (561 mm) to height adjustable desks.

ELECTRIC HEIGHT ADJUSTABLE DESKS WITH RETURN

NEX electric height adjustable desks with return are very easy to use, favor an active mode of work (sitting / standing) and can be adapted to users of different heights.

General characteristics

- 1- The laminate back is removable and enables access to the power cable.
- 2- The front panel of the integrated module may have a laminate or high-gloss black or high-gloss white finish.
- 3- Optional grommets on the surface available as a Standard Special (see p. 15).
- 4- Metal backs are available in a choice of Black or White accent color.
- 5- Cantilevered meeting place with a 10" (250 mm) span.
- 6- Full-width clearance for knees.
- 7- A 6" (152 mm) vertical x 6" (150 mm) deep clearance beneath the desk accommodates a floor monument.
- 8- 1" (25 mm) clearance around the surface.



ELECTRIC HEIGHT ADJUSTABLE DESKS WITH RETURN (cont'd)

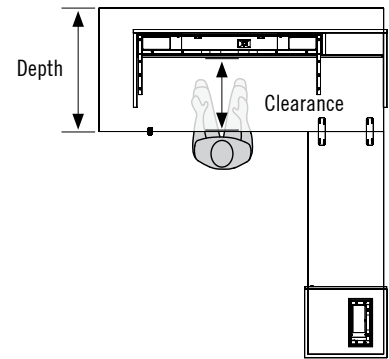
Electric height adjustment

- Control keypad is installed beneath the work surface.
- Operating speed: 1¼" (32 mm) height adjustment per second.
- Sound level: 48 dB.
- Lift capacity of 2 columns: 264 lbs (120 kg).
- Lift capacity of 3 columns: 330 lbs (150 kg).
- Recommended functional load capacity: 100 lbs (45 kg).
- Failure to respect the loads can cause the table/desk to malfunction.
- 120" (3048 mm) cable with plug for wall outlet. 6' (1829 mm) of connector cable available outside the desk.
- Meet CSA and UL standards.

Height adjustment range:

1½" (38 mm) TOP	
Minimal position	26" (661 mm)
Maximum position	43½" (1105 mm)

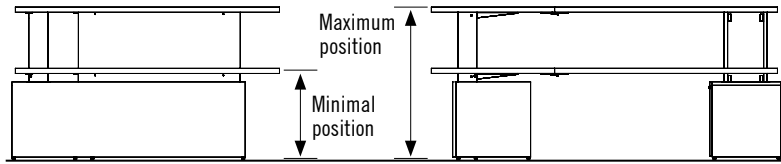
Clearance for knees



36" D (900 mm) = 21½" (538 mm) clearance
 32" D (800 mm) = 20½" (512 mm) clearance

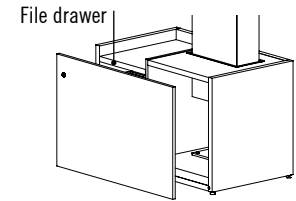
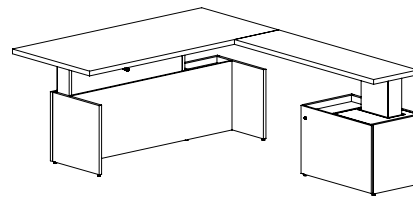


Digital control keypad with memory



Electric height adjustment desks with return and storage module with file drawer

- Open compartment on top of storage module can accommodate small personal items.
- File drawer with lock.
- Access to cables.



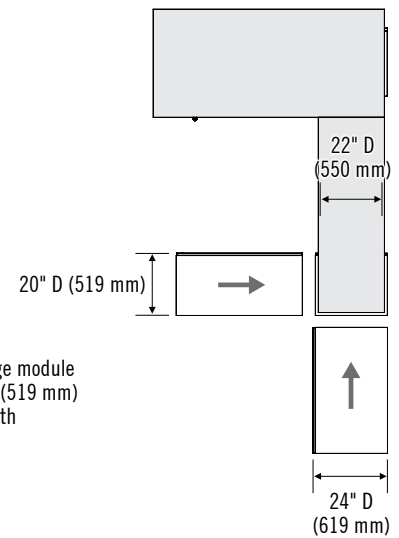
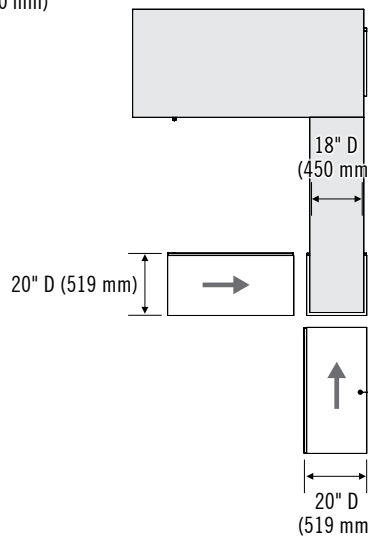
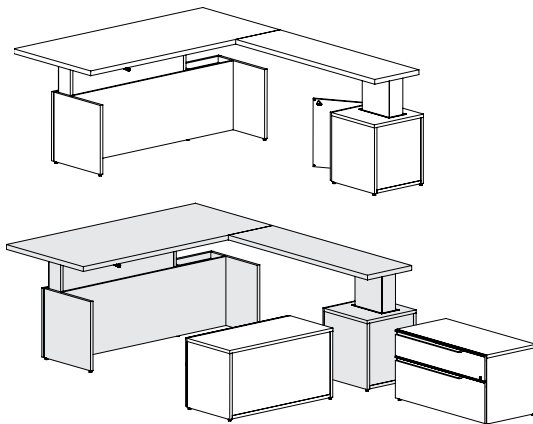
Electric height adjustable desks with return and fixed module

- Module with "push-to-open/close" door (without handle) 20" D (519 mm) enabling access to cables, including a small, 6" (150 mm) or 10" (250 mm) storage space.
- A 20" D (519 mm) storage module may be positioned facing the fixed module.
- Return-surfaces are 2" (50 mm) narrower than the integrated module. An 18" D (450 mm) return will therefore have a 20" D (519 mm) integrated module, while a 22" D (550 mm) return will have a 24" D (619 mm) integrated module.

It is possible to place a 20" D (457 mm) / 24" D (619 mm) storage module with the file module.

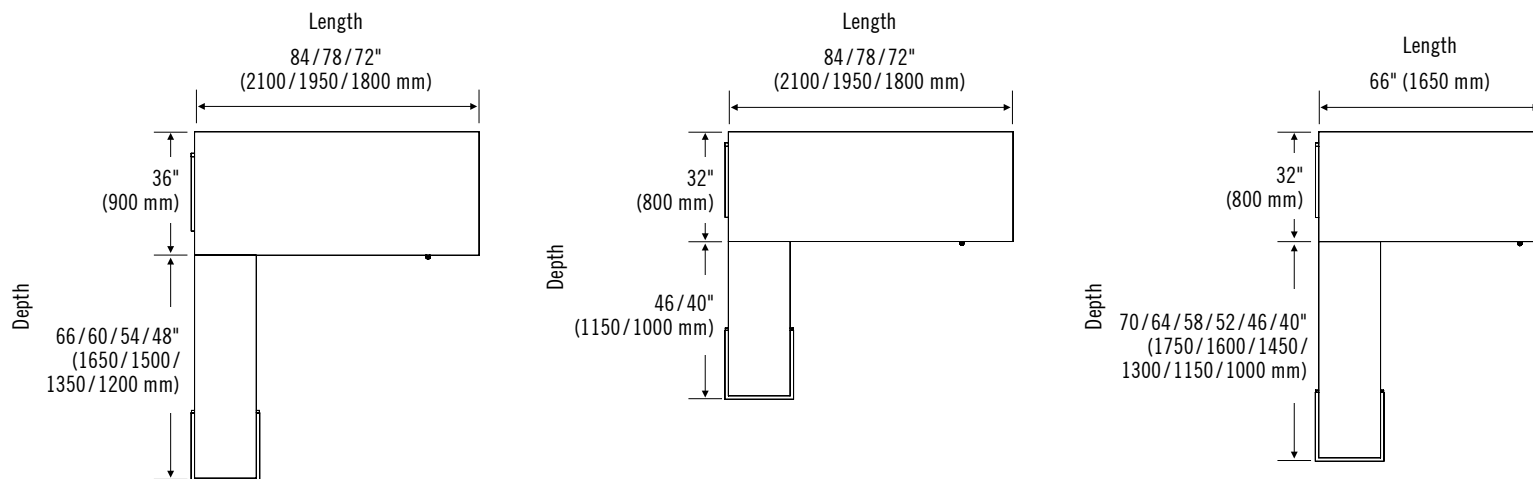
Return-surface with integrated module
 20" D (519 mm)

Return-surface with integrated module
 24" D (619 mm)



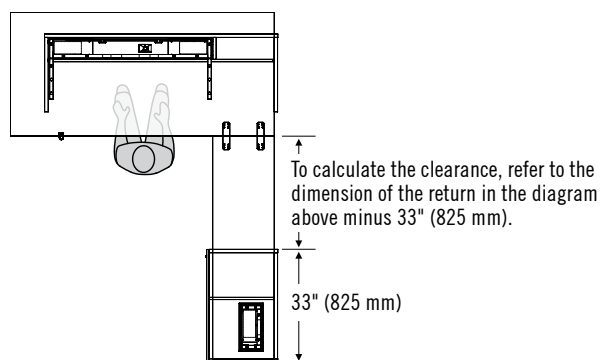
ELECTRIC HEIGHT ADJUSTABLE DESKS WITH RETURN (cont'd)

Electric height adjustable desks with return are sold combined with return-surfaces and integrated modules. Here is a description of the combinations available:

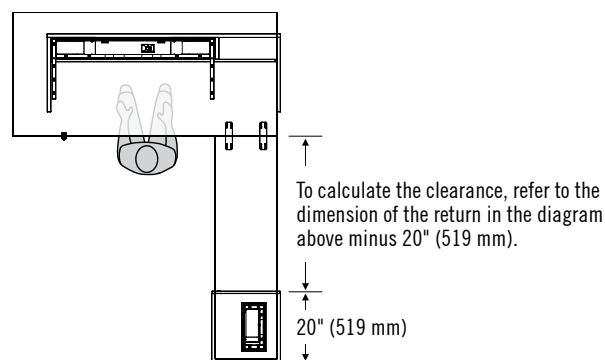


Layout recommendations

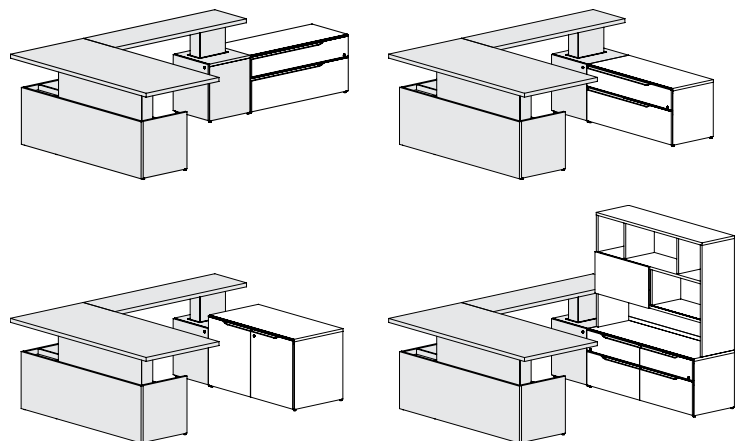
Calculate the space available underneath the return-surface. Height adjustable table, return-surfaces with integrated file module.



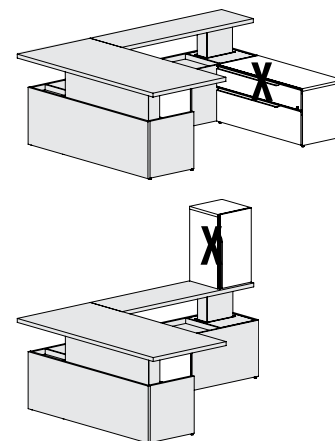
Height adjustable table, surface-returns with fixed module.



Possible configurations:



Unauthorized configurations:



CAFÉ HEIGHT TABLES, MEETING TABLES AND COMPLEMENTARY FURNITURE

General characteristics

All meeting tables, café height tables, occasional tables and benches from the NEX collection are available with a choice of top panel 1" (25 mm) thick with smooth edgebanding or 1½" (38 mm) thick with smooth or knife edge.

Table and bench legs are in 1½" (38 mm) thick laminate. Modesty panels and table backs can have a laminate or high-gloss black or high-gloss white finish.

- Optional grommets or electric module at center of surface or table available as a Standard Special (see p. 15).

Tables

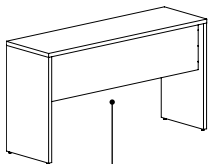
42" H (1067 mm) café height tables

- 18" H (457 mm) modesty panel.
- Clearance for knees varies with table depth:
Tables 36" D (900 mm) = 12¼" (309 mm) clearance on either side.
Tables 30" D (750 mm) = 11¼" (281 mm) clearance on either side.
Tables 24" D (600 mm) = 20" (500 mm) clearance on either side.

29½" H (752 mm) meeting tables

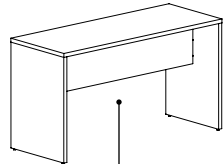
- Full-height modesty panel, 1½" (38 mm) shorter with respect to the legs.
- Clearance for knees varies with table depth:
Tables 48" D (1200 mm) = 22" (550 mm) clearance on either side.
Tables 42" D (1050 mm) = 19" (475 mm) clearance on either side.
Tables 36" D (900 mm) = 16" (400 mm) clearance on either side.

**Café height tables
24" D (600 mm)**



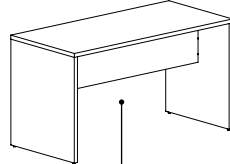
Modesty panel with 3" (75 mm) recess

**Café height tables
30" D (750 mm)**



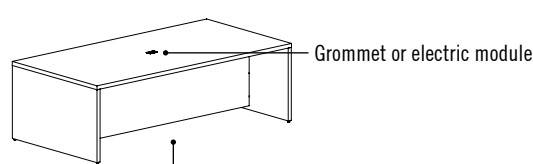
Centered modesty panels

**Café height tables
36" D (900 mm)**



Centered modesty panels

**Meeting tables
36/42/48" D (900/1050/1200 mm)**

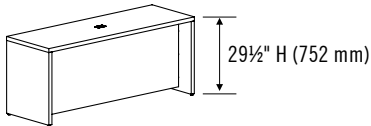


Centered modesty panels

Complementary furniture

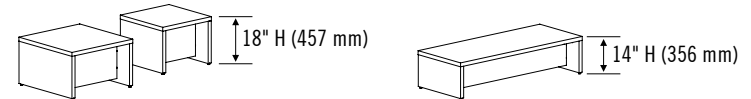
Console tables

- Full-height modesty panel, 1½" (38 mm) shorter than the legs.
- Console tables are 29½" (752 mm) in height.
- Clearance on either side of modesty panels: 7" (175 mm).



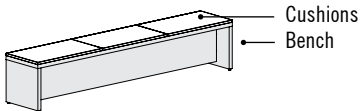
Coffee tables and magazine tables

- Full-height back, 1½" (38 mm) shorter with respect to the legs.
- Coffee tables are 18" (457 mm) in height.
- Magazine tables are 14" (356 mm) in height.



Benches

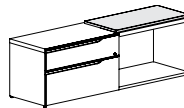
Benches are used alone or with 29½" H (752 mm) tables. They can accommodate cushions and a grommet on the side (available as Standard Specials, see p.15).



CUSHIONS

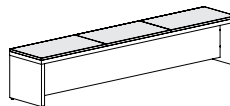
Cushions from the NEX collection add a touch of comfort and refinement to a work station. Cushions for 21" H (561 mm) storage modules and for benches are 1⅜" (35 mm) thick and attached using Velcro. They are available in a wide selection of upholstery; please consult www.groupelacasse.com.

Cushions for 21" H (561 mm) storage modules



Cushions for benches

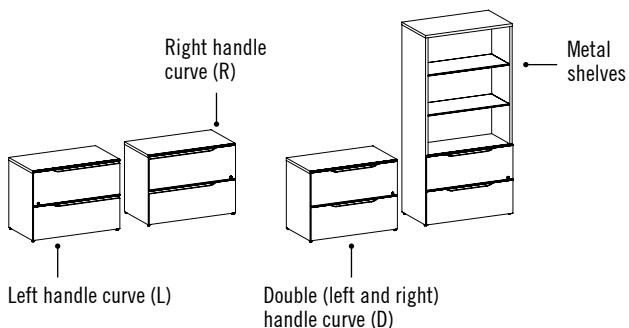
- To completely cover the surface of the bench, 3 cushions are needed.



STORAGE FURNITURE

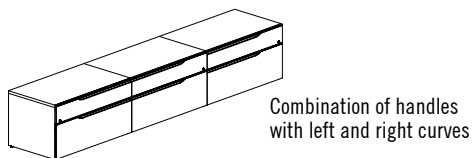
General characteristics

The different storage modules from the NEX collection can be used alone, as supports for surfaces or as occasional seats. The front panels and the doors cover the outer sides, the top and the bottom. The integrated back ensures sturdiness and provides a perfect finish. Drawers have a pencil tray, and file drawers have a suspension bar.



Handle options

For the front panels of drawers of most of the storage modules, it is possible to specify the orientation of the handle curve: left, right or both (double). An asymmetrical handle lends furniture a touch of sophistication. To achieve the desired design effect, carefully select the handle orientation during specification.



Front panel options

Front panels are available with a laminate or high-gloss black or high-gloss white finish.

Doors

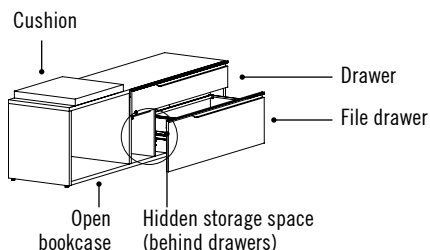
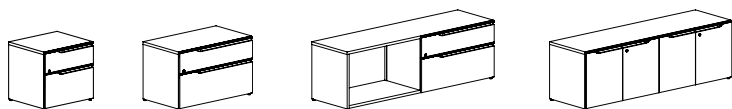
The doors of storage modules have 105° soft-close hinges.

21" (561 mm) and 27" H (690 mm) storage modules

21" H (561 mm) storage modules

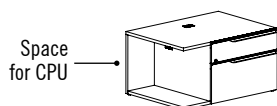
- 21" H (561 mm) storage modules are available in different depths. They can be used as supports for surfaces with short legs.
- Modules with an open bookcase have no back.

Several configurations available:



CPU storage module

Top and lateral grommets enable wire management inside the storage space.



Locks

Key lock with silver accent. Identical cylinders available as an option: contact Customer Service. The lock locks all drawers or doors. No lock on the top drawer of 27" H (690 mm) storage modules and on shelves.

Metal shelf option

Cabinets and bookcases are available with optional metal shelves (front shelves):

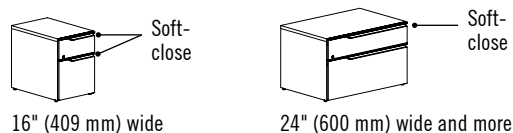
- Thin, ½" (12 mm) thick shelf, 15" (375 mm) deep.
- Made of sturdy, 16-gauge steel.
- 2 colors available: Black (K) or White (W).
Cabinets with a 20" D (500 mm) open bookcase have a double back and 15" D (375 mm) metal shelves only.

Drawers and file drawers

- Telescopic, 16" (406 mm) full-extension slides with ball-bearing suspensions. Load capacity: 75 lb (34 kg) with slow close.
- 16" W (409 mm) storage modules, with soft-close drawers. Slow-close slides.
- For modules wider than 16" (409 mm), only the drawer has slow-close slides.

Lateral file drawers

- Double telescopic, 16" (406 mm) extension slides with ball-bearing suspensions. Load capacity: 150 lb (68 kg).



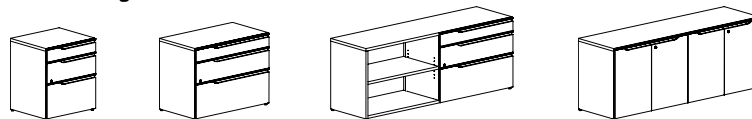
Levelers

- Standard on all furniture, levelers enable a height adjustment of 1¼" (32 mm). With the exception of two-sided bookcases, whose levelers enable a height adjustment of ¼" (6 mm).

27" H (690 mm) storage modules

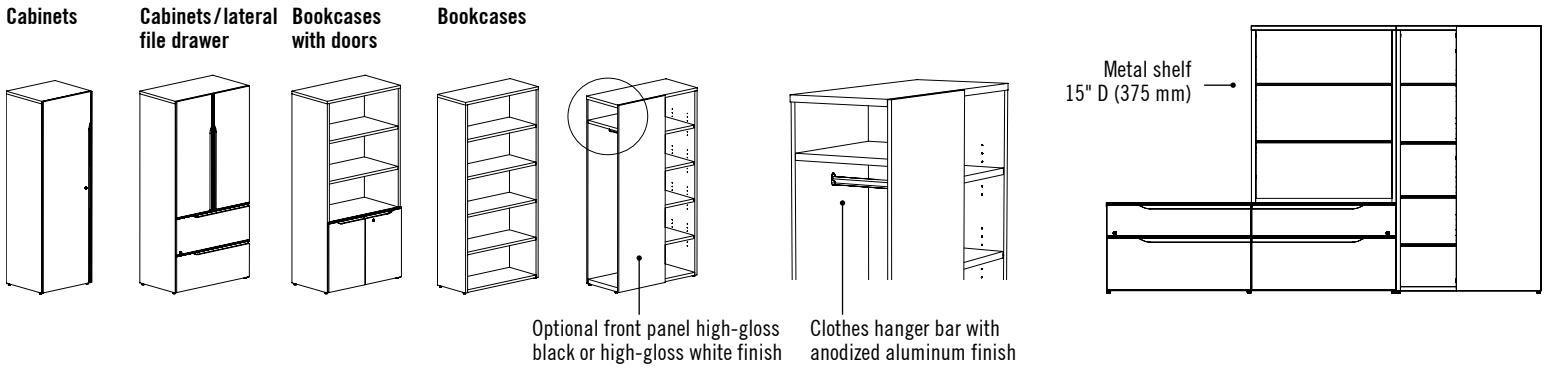
- 27" H (690 mm) storage modules are available in 20" and 24" D (519 and 619 mm) models only. They can be used as supports for raised surfaces. (Module depth must be equal or greater than that of the surface.)
- Modules with an open bookcase have no back.

Several configurations available:



STORAGE FURNITURE (cont'd)

Cabinets and bookcases



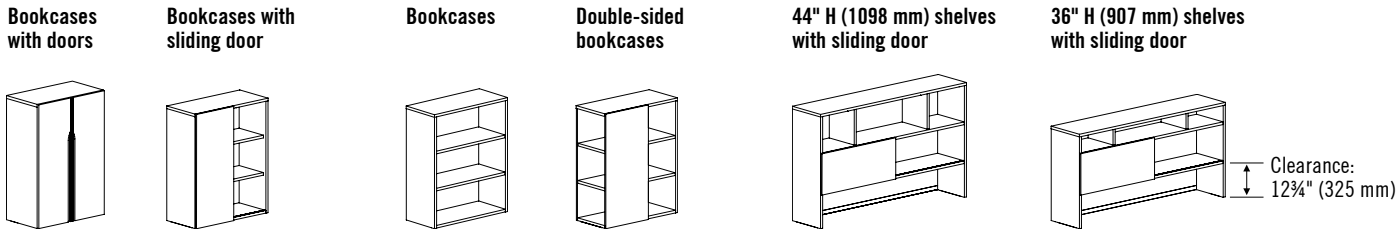
Hutches

Bookcase hutches

- Placed on top of storage modules, their installation requires double-sided tape.
- Can accommodate a bulletin board on the back.
- Doors have slow-close 105° hinges.
- Optional metal shelves for single- or double-sided open bookcases (front shelves). Bookcases 20" (500 mm) deep have a double back and 15" (375 mm) deep metal shelves only.

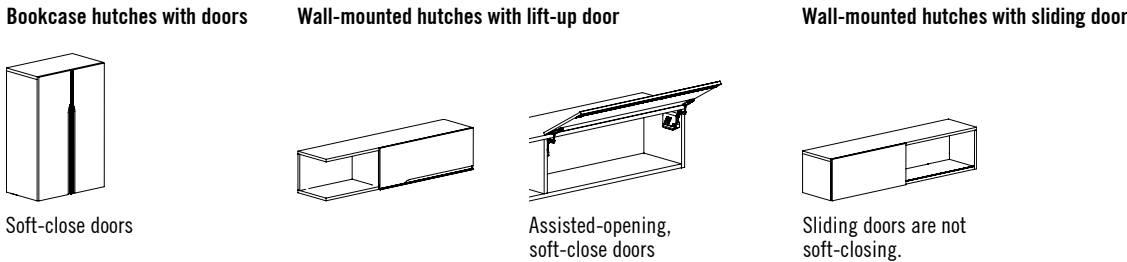
Hutches

- Placed on top of storage modules, their installation requires double-sided tape.
- Free space can accommodate a tackboard.
- Full-width cable access.
- Sliding doors do not have a slow-close effect.



Wall-mounted shelves

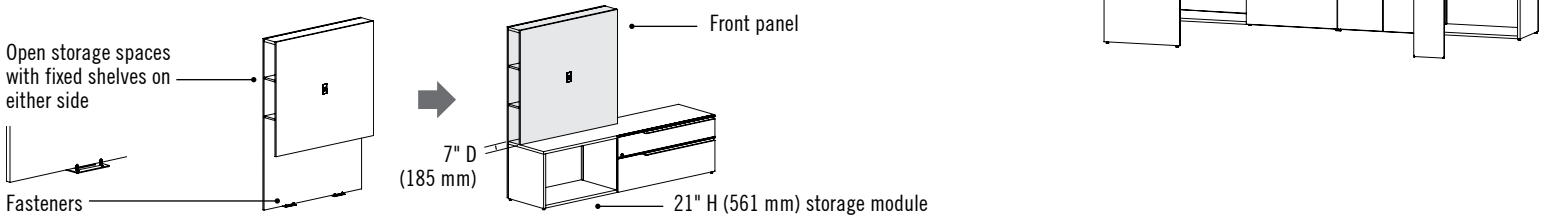
- Wall-mounting hardware included.
- Compatible with standard wall-mounted tackboards from the current Lacasse general price book.



MEDIA PANELS

General characteristics

Media panels enable the integration of a flat screen into a work station and the set-up of collaborative spaces and work rooms. Media panels are 7" (185 mm) deep and are placed on top of 21" or 27" H (561 or 690 mm) storage modules or 29½" H (752 mm) tables. They are delivered pre-assembled and are installed using double-sided tape and metal fasteners (included). The fasteners are attached beneath a storage module or the laminate leg of a table.



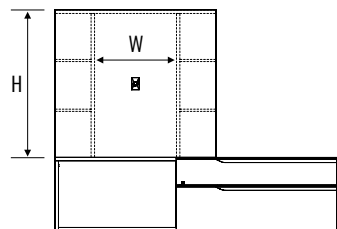
MEDIA PANELS (cont'd)

Flat-screen support and cable management

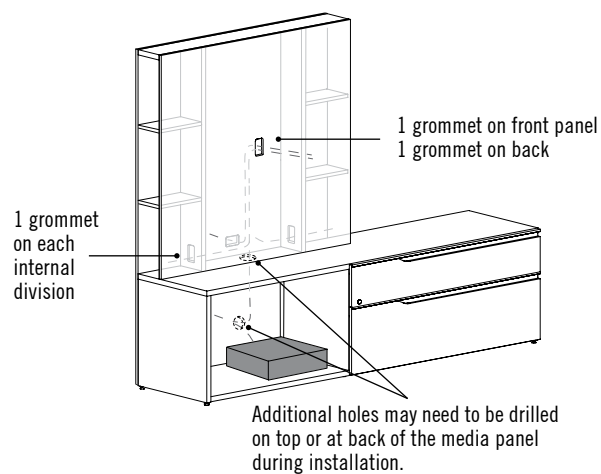
The front panel is designed to accommodate a support for a non-articulated flat screen. The installation area for such a support is solidified and its width varies according to the dimensions of the media panel. Check the width corresponding to the dimensions of the media panel selected before choosing your flat-screen support.

Wires pass through from top to bottom, left to right and front to back thanks to numerous grommets. Depending on the configuration and components of the work station and according to the electronic devices used, additional holes may need to be drilled for the passing of wires (on top or at back of the storage module) during installation.

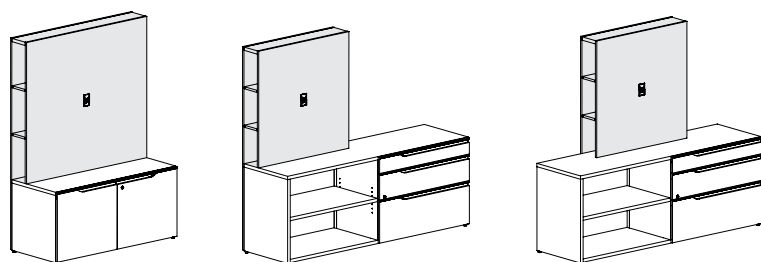
Solidified installation area for accommodating a support for a flat screen



(W) Width of the fastening strip:
 Media panel 48" W (1200 mm) = 24" W (610 mm)
 Media panel 42" W (1050 mm) = 18" W (460 mm)
 Media panel 36" W (900 mm) = 12" W (310 mm)
 (H) Vertical clearance:
 The height of the media panel minus the height of the furniture accommodating it.

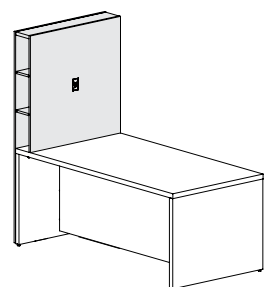
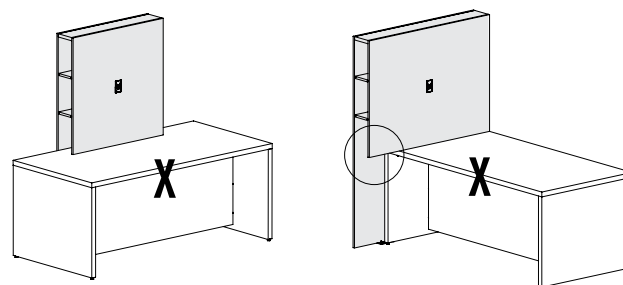


Possible configurations:

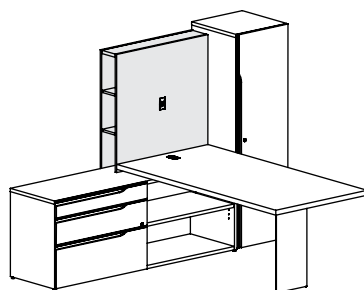


The media panel is installed on top of a 21" or 27" H (561 or 690 mm) storage module of the same width or wider. Modules with drawers do not allow the passage of wires.

Unauthorized configurations:



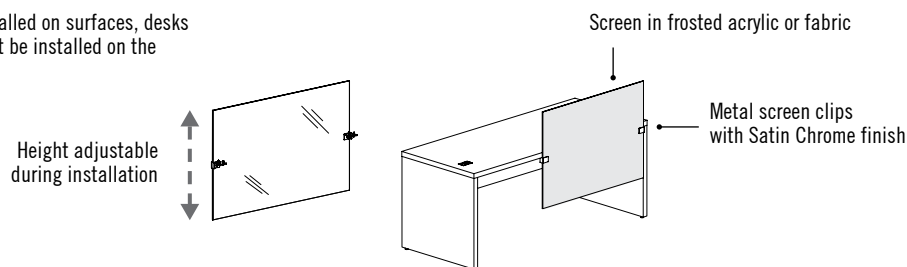
The media panel is installed on a 29½" H (752 mm) table or work surface of the same size and only on the laminate leg.



A 21" or 27" H (561 or 690 mm) storage module with media panel can accommodate a surface placed on it directly or raised with a strut.

MODULAR PRIVACY SCREENS

Modular privacy screens are 24" or 30" (600 or 750 mm) in height and are installed on surfaces, desks and returns. They must be installed on the side opposite to the user and cannot be installed on the sides of legs. Available in frosted acrylic or in fabric.



ACCESSORIES

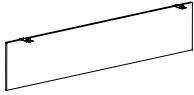
Modular modesty panels

Modesty panels are 14" (350 mm) in height and are installed beneath all surfaces with a short back, beneath surfaces raised with one or more struts, and beneath the return-surface of height adjustable desks with returns.

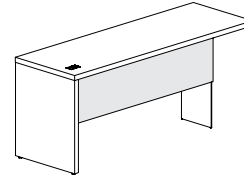
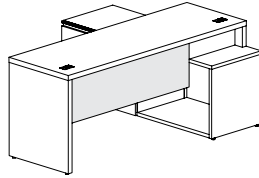
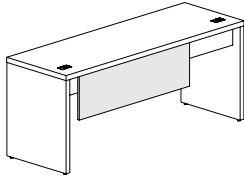
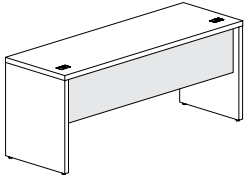
They must be installed on the side opposite to the user and cannot be installed on the sides of legs. A modesty panel may be positioned anywhere, but must always be smaller in size than the desk or surface that accommodates it. Available in laminate or high-gloss black or high-gloss white finish.

MOD modesty panels

- Compatible with desks and returns with a 6" H (150 mm) back.



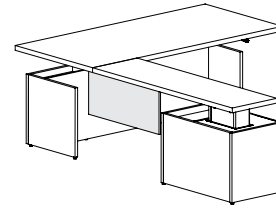
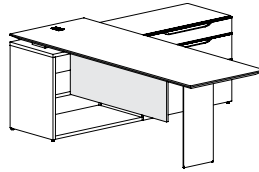
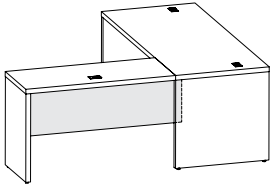
Possible configurations:



With an N5NNN-RT2472A5 desk, specify modesty panel NNNNN-MOD1469 (full width) or NNNNN-MOD1445 (smaller size).

With an N5NRN-RS2472B5 desk and an N1NRW-UL206021BE storage module, specify modesty panel NNNNN-MOD1449.

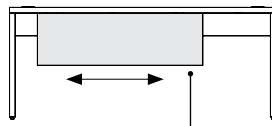
With an N5NRN-RS2472PA5 desk, specify modesty panel NNNNB-MOD1457. The slim metal leg always has a 13" (340 mm) recess.



With an N5NRN-R2048A5 return and an N5NNN-RT3072A5 surface, specify modesty panel NNNNN-MOD1449. The modesty panel may be shorter or longer than the return (it is extended underneath the surface).

With an N5KNN-RS3084PD6 desk and an N1NDN-BE207227LUF storage module, specify modesty panel NNNNN-MODS1445 (or a smaller size).

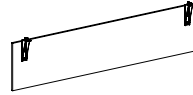
With an N5NLN-RTL7810220FG desk, specify modesty panel NNNNN-MODS1433. To calculate the space available, refer to the section on height adjustable desks with returns, on page 9.



Laminate or High-Gloss Black or High-Gloss White

MODS modesty panels

- Compatible with elevated surfaces and the returns of height adjustable desks.
- Silver accent fasteners.



Complementary accessories

- Clamp and grommet mount flat screen supports that are compatible with the Nex collection are available in the current Lacasse general price book. The clip fastener is not compatible with surfaces that have knife edgebanding.
- Keyboard support LGC-SKD26 is not compatible with surfaces 20" (500 mm) deep.
- Keyboard supports LGC-BBAKD26 and LGC-GBAKD26 are not compatible with surfaces 20" (500 mm), 24" (600 mm) and 30" (752 mm) deep.

- The short and long accessory supports LGC-SUPAC_ and LGC-SUPAL_ are not compatible with surfaces and desks that have knife edgebanding.

Several electric and communication accessories compatible with the NEX collection are available. Consult the Accessoires section of the current Lacasse general price list.

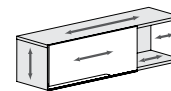
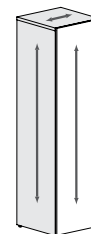
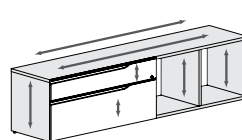
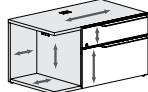
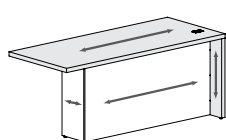
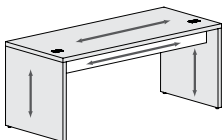
APPLICATION OF TWO-TONE AND HIGH-GLOSS FINISHES

Two-tone laminate application: Shaded area corresponds to the first code to be specified. Second laminate code will be applied to the rest of the product.

Surfaces: First finish specified will be applied to the tops and the legs. Second finish specified will be applied to the back. For height adjustable surfaces, the first finish will be applied on the top of the surface, and the second on the base.

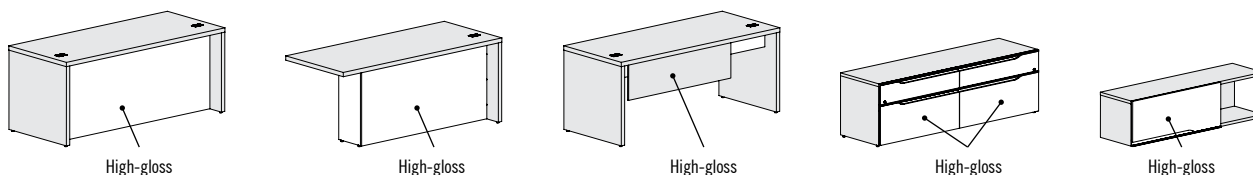
Storage modules: First finish specified will be applied to the frame, and the second to the front panel.

Two-tone application and direction of wood grain:



APPLICATION OF TWO-TONE AND HIGH-GLOSS FINISHES (cont'd)

Application of high-gloss black and high-gloss white finish for desks, modesty panels and storage modules.



Examples of codes:

CORRECT N1NRN-UL206021BE CCL/SNO

CORRECT N1NRW-UL206021BE CCL (The W indicates that the front panels will have a High-Gloss White finish.)

WRONG N1NRW-UL206021BE CCL/SNO (The W indicates that the front panels will have a High-Gloss White finish. It is therefore not possible to specify a Snow (SNO) color as a second finish.)

STANDARD SPECIALS

Groupe Lacasse allows certain modifications to be made to standard furniture without the need for filing a request with the Specials department, among them, the addition, modification or removal of a grommet and the addition of a wireless charger (LGC-CHARGE).

Other standard special modifications are available. Consult the current Lacasse general price list.

CODE	TYPE OF GROMMET	CODE AND POSITION		
		Left	Center	Right
MGRQ25	Rectangular – satin chrome finish for surfaces 1" (25 mm) thick	_MGRQ25L	_MGRQ25C	_MGRQ25R
MGRQ38	Rectangular – satin chrome finish for 1½" (38 mm) thick	_MGRQ38L	_MGRQ38C	_MGRQ38R
GR9	Type to be specified	Must be accompanied with a drawing indicating the precise position required.		
CHARGE	Wireless charger (LGC-CHARGE)	Must be accompanied with a drawing indicating the precise position required, except for height adjustable desks.		

Addition, modification or removal of a grommet

- Add the letter "S" before the product code.
- Add the code for the desired position to the product description (refer to table).
- Insert the modification code (A, M, R) at the start of the product code.
A: Addition; M: Modification; R: Removal.

Add surcharge for grommet modification.*

Addition of a metal grommet in standard position:	\$127.00
Addition of a grommet from another collection in non-standard position:	\$84.00
Modification of an existing grommet's position:	\$0.00
Removal or replacement of an existing grommet:	\$0.00
Addition of a cut-out for the wireless charger module (module not included):	\$0.00

*For electric height adjustable desks as well as for benches, grommets and electric modules are added at predetermined positions, according to the build of the furniture piece.

SPECIFICATION OF OPTIONS AND FINISHES

EDGEBANDING

Automatically applied to the top and to the sides.


N Edge



1" and 1½"
(25 and 38 mm)

N edgebanding matches the finish specified for the surface.

K Knife edge




1½"
(38 mm)

K knife-edge available (in coordinated colors) ONLY when a wood grain or SNO or NCN finish is specified for the surface.

HIGH-GLOSS FINISHES



B – High-Gloss Black

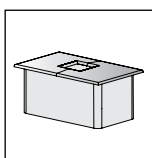


W – High-Gloss White

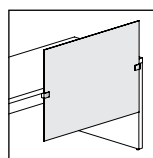
The application of a High-Gloss White or High-Gloss Black finish for desks, modesty panels and storage modules is the same as the application of the second tone.

METAL COMPONENTS

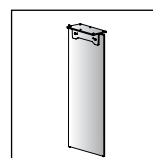
Polished Chrome finish



Grommet cover

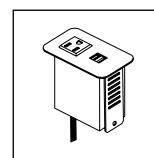


Modular screen support

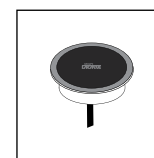


Slim metal leg

ACCESSORIES



LGC-PCQ1USB1P

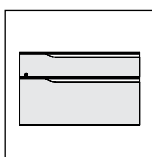


LGC-CHARGE

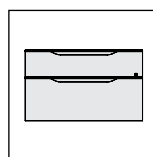
The opening of the grommet can accommodate an electric module with metallic silver accent.

HANDLES

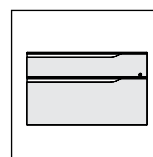
Anodized aluminum



L – Left



D – Double



R – Right

FABRIC

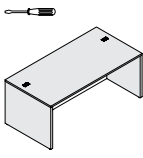
Various fabric choices are available. Refer to the current Lacasse upholstery selection guide at www.grounelacasse.com.

CODIFICATION

Series	Thickness	Edgebanding	Handles	Options			
				High-gloss accent	Dash	Product	Options
N	1 Thermofused laminate 1" (25 mm)	N Smooth edge	L Left	B High-Gloss Black	-		K Back / Shelves in black metal
	2 High-pressure laminate 1" (25 mm)	K Knife edge	R Right	W High-Gloss White			W Back / Shelves in white metal
	5 Thermofused laminate 1½" (38 mm)		D Double				
	6 High-pressure laminate 1½" (38 mm)						

DESKS

Rectangular desks, full modesty panel, 2 long legs – 36" D

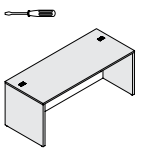


High-Gloss Black (B) or High-Gloss White (W) modesty panel finish option: add \$418.

W x D x H (in)	W x D x H (mm)	Code	All Laminate (\$)	HPL Surfaces (\$)
<i>9" (225 mm) recessed full-height modesty panel. 2 grommets. Can accommodate 1 or 2 pedestals NNN --161820F or NNN --MP161820F.</i>				
72 x 36 x 29½	1800 x 900 x 752	N_NN -RT3672A	1,341	1,720
66 x 36 x 29½	1650 x 900 x 752	N_NN -RT3666A	1,268	1,586
60 x 36 x 29½	1500 x 900 x 752	N_NN -RT3660A	1,198	1,458
Specify the surface type (1, 2). Specify the modesty panel finish (B, W, N).				
72 x 36 x 29½	1800 x 900 x 752	N_NN -RT3672A	1,476	1,843
66 x 36 x 29½	1650 x 900 x 752	N_NN -RT3666A	1,382	1,693
60 x 36 x 29½	1500 x 900 x 752	N_NN -RT3660A	1,281	1,550
Specify the surface type (5, 6). Specify the modesty panel finish (B, W, N).				
72 x 36 x 29½	1800 x 900 x 752	N_KN -RT3672A	2,220	2,591
66 x 36 x 29½	1650 x 900 x 752	N_KN -RT3666A	2,088	2,407
60 x 36 x 29½	1500 x 900 x 752	N_KN -RT3660A	1,957	2,220

Knife edge (K). Specify the surface type (5, 6). Specify the modesty panel finish (B, W, N).

Rectangular desks, full modesty panel, 2 long legs – 30" D

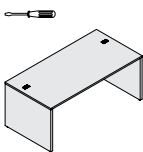


High-Gloss Black (B) or High-Gloss White (W) modesty panel finish option: add \$418.

W x D x H (in)	W x D x H (mm)	Code	All Laminate (\$)	HPL Surfaces (\$)
<i>6" (150 mm) recessed full-height modesty panel. 2 grommets. Can accommodate 1 or 2 pedestals NNN --161820F or NNN --MP161820F.</i>				
72 x 30 x 29½	1800 x 750 x 752	N_NN -RT3072A	1,274	1,627
66 x 30 x 29½	1650 x 750 x 752	N_NN -RT3066A	1,229	1,541
60 x 30 x 29½	1500 x 750 x 752	N_NN -RT3060A	1,184	1,451
Specify the surface type (1, 2). Specify the modesty panel finish (B, W, N).				
72 x 30 x 29½	1800 x 750 x 752	N_NN -RT3072A	1,399	1,758
66 x 30 x 29½	1650 x 750 x 752	N_NN -RT3066A	1,341	1,648
60 x 30 x 29½	1500 x 750 x 752	N_NN -RT3060A	1,281	1,541
Specify the surface type (5, 6). Specify the modesty panel finish (B, W, N).				
72 x 30 x 29½	1800 x 750 x 752	N_KN -RT3072A	2,144	2,497
66 x 30 x 29½	1650 x 750 x 752	N_KN -RT3066A	2,053	2,355
60 x 30 x 29½	1500 x 750 x 752	N_KN -RT3060A	1,952	2,220

Knife edge (K). Specify the surface type (5, 6). Specify the modesty panel finish (B, W, N).

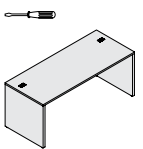
Rectangular desks, short back, 2 long legs – 36" D



W x D x H (in)	W x D x H (mm)	Code	All Laminate (\$)	HPL Surfaces (\$)
<i>9" (225 mm) recessed short back. 2 grommets. Can accommodate 1 or 2 storage modules and 1 modular modesty panel.</i>				
78 x 36 x 29½	1950 x 900 x 752	N_NNN-RT3678A5	1,399	1,808
72 x 36 x 29½	1800 x 900 x 752	N_NNN-RT3672A5	1,375	1,743
66 x 36 x 29½	1650 x 900 x 752	N_NNN-RT3666A5	1,341	1,686
60 x 36 x 29½	1500 x 900 x 752	N_NNN-RT3660A5	1,315	1,627
Specify the surface type (1, 2).				
78 x 36 x 29½	1950 x 900 x 752	N_NNN-RT3678A5	1,517	1,921
72 x 36 x 29½	1800 x 900 x 752	N_NNN-RT3672A5	1,483	1,851
66 x 36 x 29½	1650 x 900 x 752	N_NNN-RT3666A5	1,439	1,785
60 x 36 x 29½	1500 x 900 x 752	N_NNN-RT3660A5	1,399	1,706
Specify the surface type (5, 6).				
78 x 36 x 29½	1950 x 900 x 752	N_KNN-RT3678A5	1,902	2,298
72 x 36 x 29½	1800 x 900 x 752	N_KNN-RT3672A5	1,851	2,230
66 x 36 x 29½	1650 x 900 x 752	N_KNN-RT3666A5	1,819	2,154
60 x 36 x 29½	1500 x 900 x 752	N_KNN-RT3660A5	1,785	2,088

Knife edge (K). Specify the surface type (5, 6).

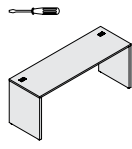
Rectangular desks, short back, 2 long legs – 30" D



W x D x H (in)	W x D x H (mm)	Code	All Laminate (\$)	HPL Surfaces (\$)
<i>6" (150 mm) recessed short back. 2 grommets. Can accommodate 1 or 2 storage modules and 1 modular modesty panel.</i>				
78 x 30 x 29½	1950 x 750 x 752	N_NNN-RT3078A5	1,306	1,648
72 x 30 x 29½	1800 x 750 x 752	N_NNN-RT3072A5	1,274	1,591
66 x 30 x 29½	1650 x 750 x 752	N_NNN-RT3066A5	1,249	1,541
60 x 30 x 29½	1500 x 750 x 752	N_NNN-RT3060A5	1,223	1,483
Specify the surface type (1, 2).				
78 x 30 x 29½	1950 x 750 x 752	N_NNN-RT3078A5	1,399	1,726
72 x 30 x 29½	1800 x 750 x 752	N_NNN-RT3072A5	1,370	1,676
66 x 30 x 29½	1650 x 750 x 752	N_NNN-RT3066A5	1,333	1,608
60 x 30 x 29½	1500 x 750 x 752	N_NNN-RT3060A5	1,292	1,559
Specify the surface type (5, 6).				
78 x 30 x 29½	1950 x 750 x 752	N_KNN-RT3078A5	1,777	2,110
72 x 30 x 29½	1800 x 750 x 752	N_KNN-RT3072A5	1,736	2,046
66 x 30 x 29½	1650 x 750 x 752	N_KNN-RT3066A5	1,700	1,995
60 x 30 x 29½	1500 x 750 x 752	N_KNN-RT3060A5	1,676	1,928

Knife edge (K). Specify the surface type (5, 6).

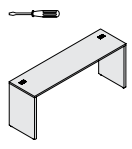
Rectangular desks, short back, 2 long legs – 24" D



W x D x H (in)	W x D x H (mm)	Code	All Laminate (\$)	HPL Surfaces (\$)
<i>3" (75 mm) recessed short back. 2 grommets. Can accommodate 1 or 2 storage modules and 1 modular modesty panel.</i>				
72 x 24 x 29½	1800 x 600 x 752	N_NNN-RT2472A5	1,184	1,434
66 x 24 x 29½	1650 x 600 x 752	N_NNN-RT2466A5	1,159	1,382
60 x 24 x 29½	1500 x 600 x 752	N_NNN-RT2460A5	1,140	1,341
54 x 24 x 29½	1350 x 600 x 752	N_NNN-RT2454A5	1,114	1,306
48 x 24 x 29½	1200 x 600 x 752	N_NNN-RT2448A5	1,089	1,259
Specify the surface type (1, 2).				
72 x 24 x 29½	1800 x 600 x 752	N_NNN-RT2472A5	1,249	1,491
66 x 24 x 29½	1650 x 600 x 752	N_NNN-RT2466A5	1,223	1,439
60 x 24 x 29½	1500 x 600 x 752	N_NNN-RT2460A5	1,184	1,388
54 x 24 x 29½	1350 x 600 x 752	N_NNN-RT2454A5	1,159	1,350
48 x 24 x 29½	1200 x 600 x 752	N_NNN-RT2448A5	1,132	1,292
Specify the surface type (5, 6).				
72 x 24 x 29½	1800 x 600 x 752	N_KNN-RT2472A5	1,619	1,857
66 x 24 x 29½	1650 x 600 x 752	N_KNN-RT2466A5	1,591	1,819
60 x 24 x 29½	1500 x 600 x 752	N_KNN-RT2460A5	1,566	1,770
54 x 24 x 29½	1350 x 600 x 752	N_KNN-RT2454A5	1,541	1,720
48 x 24 x 29½	1200 x 600 x 752	N_KNN-RT2448A5	1,503	1,669

Knife edge (K). Specify the surface type (5, 6).

Rectangular desks, short back, 2 long legs – 20" D

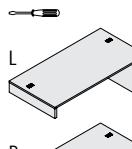


W x D x H (in)	W x D x H (mm)	Code	All Laminate (\$)	HPL Surfaces (\$)
<i>3" (75 mm) recessed short back. 2 grommets. Can accommodate 1 modular modesty panel.</i>				
72 x 20 x 29½	1800 x 500 x 752	N_NNN-RT2072A5	1,132	1,333
66 x 20 x 29½	1650 x 500 x 752	N_NNN-RT2066A5	1,108	1,281
60 x 20 x 29½	1500 x 500 x 752	N_NNN-RT2060A5	1,089	1,249
54 x 20 x 29½	1350 x 500 x 752	N_NNN-RT2054A5	1,056	1,216
48 x 20 x 29½	1200 x 500 x 752	N_NNN-RT2048A5	1,033	1,164
Specify the surface type (1, 2).				
72 x 20 x 29½	1800 x 500 x 752	N_NNN-RT2072A5	1,164	1,375
66 x 20 x 29½	1650 x 500 x 752	N_NNN-RT2066A5	1,140	1,333
60 x 20 x 29½	1500 x 500 x 752	N_NNN-RT2060A5	1,114	1,281
54 x 20 x 29½	1350 x 500 x 752	N_NNN-RT2054A5	1,096	1,249
48 x 20 x 29½	1200 x 500 x 752	N_NNN-RT2048A5	1,062	1,207
Specify the surface type (5, 6).				
72 x 20 x 29½	1800 x 500 x 752	N_KNN-RT2072A5	1,550	1,743
66 x 20 x 29½	1650 x 500 x 752	N_KNN-RT2066A5	1,517	1,700
60 x 20 x 29½	1500 x 500 x 752	N_KNN-RT2060A5	1,491	1,669
54 x 20 x 29½	1350 x 500 x 752	N_KNN-RT2054A5	1,467	1,619
48 x 20 x 29½	1200 x 500 x 752	N_KNN-RT2048A5	1,439	1,579

Knife edge (K). Specify the surface type (5, 6).

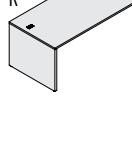
WORK SURFACES

Rectangular surfaces, short back, 1 long and 1 short leg – 36" D



W x D x H (in)	W x D x H (mm)	Code	All Laminate (\$)	HPL Surfaces (\$)
<i>9" (225 mm) recessed short back. 2 grommets. Must use 1 storage module 21" H (561 mm) as support. Can accommodate 1 modular modesty panel.</i>				
84 x 36 x 29½	2100 x 900 x 752	N_N_N-RS3684B5	1,451	1,887
78 x 36 x 29½	1950 x 900 x 752	N_N_N-RS3678B5	1,268	1,676
72 x 36 x 29½	1800 x 900 x 752	N_N_N-RS3672B5	1,241	1,608
66 x 36 x 29½	1650 x 900 x 752	N_N_N-RS3666B5	1,216	1,550
60 x 36 x 29½	1500 x 900 x 752	N_N_N-RS3660B5	1,172	1,491

Specify the surface type (1, 2). Specify left (L) or right (R).



W x D x H (in)	W x D x H (mm)	Code	All Laminate (\$)	HPL Surfaces (\$)
84 x 36 x 29½	2100 x 900 x 752	N_N_N-RS3684B5	1,579	2,003
78 x 36 x 29½	1950 x 900 x 752	N_N_N-RS3678B5	1,382	1,785
72 x 36 x 29½	1800 x 900 x 752	N_N_N-RS3672B5	1,350	1,706
66 x 36 x 29½	1650 x 900 x 752	N_N_N-RS3666B5	1,306	1,648
60 x 36 x 29½	1500 x 900 x 752	N_N_N-RS3660B5	1,268	1,579

Specify the surface type (5, 6). Specify left (L) or right (R).

W x D x H (in)	W x D x H (mm)	Code	All Laminate (\$)	HPL Surfaces (\$)
84 x 36 x 29½	2100 x 900 x 752	N_K_N-RS3684B5	2,062	2,489
78 x 36 x 29½	1950 x 900 x 752	N_K_N-RS3678B5	1,758	2,154
72 x 36 x 29½	1800 x 900 x 752	N_K_N-RS3672B5	1,720	2,088
66 x 36 x 29½	1650 x 900 x 752	N_K_N-RS3666B5	1,686	2,020
60 x 36 x 29½	1500 x 900 x 752	N_K_N-RS3660B5	1,635	1,944

Knife edge (K). Specify the surface type (5, 6). Specify left (L) or right (R).

	W x D x H (in)	W x D x H (mm)	Code	All Laminate (\$)	HPL Surfaces (\$)
Rectangular surfaces, short back, 1 long and 1 short leg – 30" D	6" (150 mm) recessed short back. 2 grommets. Must use 1 storage module 21" H (561 mm) as support. Can accommodate 1 modular modesty panel.				
	84 x 30 x 29½	2100 x 750 x 752	N_N_N-RS3084B5	1,370	1,726
	78 x 30 x 29½	1950 x 750 x 752	N_N_N-RS3078B5	1,184	1,534
	72 x 30 x 29½	1800 x 750 x 752	N_N_N-RS3072B5	1,159	1,476
	66 x 30 x 29½	1650 x 750 x 752	N_N_N-RS3066B5	1,132	1,426
	60 x 30 x 29½	1500 x 750 x 752	N_N_N-RS3060B5	1,108	1,370
Specify the surface type (1, 2). Specify left (L) or right (R).					
	84 x 30 x 29½	2100 x 750 x 752	N_N_N-RS3084B5	1,467	1,830
	78 x 30 x 29½	1950 x 750 x 752	N_N_N-RS3078B5	1,274	1,608
	72 x 30 x 29½	1800 x 750 x 752	N_N_N-RS3072B5	1,249	1,559
	66 x 30 x 29½	1650 x 750 x 752	N_N_N-RS3066B5	1,216	1,491
	60 x 30 x 29½	1500 x 750 x 752	N_N_N-RS3060B5	1,172	1,434
	Specify the surface type (5, 6). Specify left (L) or right (R).				
	84 x 30 x 29½	2100 x 750 x 752	N_K_N-RS3084B5	1,952	2,313
	78 x 30 x 29½	1950 x 750 x 752	N_K_N-RS3078B5	1,661	1,995
	72 x 30 x 29½	1800 x 750 x 752	N_K_N-RS3072B5	1,619	1,928
	66 x 30 x 29½	1650 x 750 x 752	N_K_N-RS3066B5	1,586	1,857
	60 x 30 x 29½	1500 x 750 x 752	N_K_N-RS3060B5	1,559	1,808
	Knife edge (K). Specify the surface type (5, 6). Specify left (L) or right (R).				

	W x D x H (in)	W x D x H (mm)	Code	All Laminate (\$)	HPL Surfaces (\$)
Rectangular surfaces, short back, 1 long and 1 short leg – 24" D	3" (75 mm) recessed short back. 2 grommets. Must use 1 storage module 21" H (561 mm) as support. Can accommodate 1 modular modesty panel.				
	72 x 24 x 29½	1800 x 600 x 752	N_N_N-RS2472B5	1,089	1,333
	66 x 24 x 29½	1650 x 600 x 752	N_N_N-RS2466B5	1,056	1,281
	60 x 24 x 29½	1500 x 600 x 752	N_N_N-RS2460B5	1,038	1,249
	54 x 24 x 29½	1350 x 600 x 752	N_N_N-RS2454B5	1,012	1,207
	48 x 24 x 29½	1200 x 600 x 752	N_N_N-RS2448B5	989	1,159
Specify the surface type (1, 2). Specify left (L) or right (R).					
	72 x 24 x 29½	1800 x 600 x 752	N_N_N-RS2472B5	1,146	1,388
	66 x 24 x 29½	1650 x 600 x 752	N_N_N-RS2466B5	1,114	1,341
	60 x 24 x 29½	1500 x 600 x 752	N_N_N-RS2460B5	1,089	1,292
	54 x 24 x 29½	1350 x 600 x 752	N_N_N-RS2454B5	1,056	1,241
	48 x 24 x 29½	1200 x 600 x 752	N_N_N-RS2448B5	1,033	1,198
	Specify the surface type (5, 6). Specify left (L) or right (R).				
	72 x 24 x 29½	1800 x 600 x 752	N_K_N-RS2472B5	1,517	1,770
	66 x 24 x 29½	1650 x 600 x 752	N_K_N-RS2466B5	1,491	1,720
	60 x 24 x 29½	1500 x 600 x 752	N_K_N-RS2460B5	1,467	1,669
	54 x 24 x 29½	1350 x 600 x 752	N_K_N-RS2454B5	1,434	1,619
	48 x 24 x 29½	1200 x 600 x 752	N_K_N-RS2448B5	1,399	1,566
	Knife edge (K). Specify the surface type (5, 6). Specify left (L) or right (R).				

	W x D x H (in)	W x D x H (mm)	Code	All Laminate (\$)	HPL Surfaces (\$)
Rectangular surfaces, short back, 2 short legs – 36" D	9" (225 mm) recessed short back. 2 grommets. Must use 2 storage modules 21" H (561 mm) as support. Can accommodate 1 modular modesty panel.				
	84 x 36 x 7½	2100 x 900 x 191	N_NNN-RS3684C5	1,315	1,758
	78 x 36 x 7½	1950 x 900 x 191	N_NNN-RS3678C5	1,132	1,541
	72 x 36 x 7½	1800 x 900 x 191	N_NNN-RS3672C5	1,108	1,476
	66 x 36 x 7½	1650 x 900 x 191	N_NNN-RS3666C5	1,083	1,426
	60 x 36 x 7½	1500 x 900 x 191	N_NNN-RS3660C5	1,038	1,358
Specify the surface type (1, 2).					
	84 x 36 x 7½	2100 x 900 x 191	N_NNN-RS3684C5	1,439	1,857
	78 x 36 x 7½	1950 x 900 x 191	N_NNN-RS3678C5	1,249	1,648
	72 x 36 x 7½	1800 x 900 x 191	N_NNN-RS3672C5	1,207	1,579
	66 x 36 x 7½	1650 x 900 x 191	N_NNN-RS3666C5	1,164	1,503
	60 x 36 x 7½	1500 x 900 x 191	N_NNN-RS3660C5	1,132	1,439
	Specify the surface type (5, 6).				
	84 x 36 x 7½	2100 x 900 x 191	N_KNN-RS3684C5	1,928	2,355
	78 x 36 x 7½	1950 x 900 x 191	N_KNN-RS3678C5	1,619	2,020
	72 x 36 x 7½	1800 x 900 x 191	N_KNN-RS3672C5	1,586	1,952
	66 x 36 x 7½	1650 x 900 x 191	N_KNN-RS3666C5	1,550	1,887
	60 x 36 x 7½	1500 x 900 x 191	N_KNN-RS3660C5	1,503	1,808
	Knife edge (K). Specify the surface type (5, 6).				

	W x D x H (in)	W x D x H (mm)	Code	All Laminate (\$)	HPL Surfaces (\$)
Rectangular surfaces, short back, 2 short legs – 30" D	6" (150 mm) recessed short back. 2 grommets. Must use 2 storage modules 21" H (561 mm) as support. Can accommodate 1 modular modesty panel.				
	84 x 30 x 7½	2100 x 750 x 191	N_NNN-RS3084C5	1,249	1,619
	78 x 30 x 7½	1950 x 750 x 191	N_NNN-RS3078C5	1,062	1,409
	72 x 30 x 7½	1800 x 750 x 191	N_NNN-RS3072C5	1,048	1,358
	66 x 30 x 7½	1650 x 750 x 191	N_NNN-RS3066C5	1,023	1,306
	60 x 30 x 7½	1500 x 750 x 191	N_NNN-RS3060C5	998	1,249
Specify the surface type (1, 2).					
	84 x 30 x 7½	2100 x 750 x 191	N_NNN-RS3084C5	1,350	1,700
	78 x 30 x 7½	1950 x 750 x 191	N_NNN-RS3078C5	1,159	1,491
	72 x 30 x 7½	1800 x 750 x 191	N_NNN-RS3072C5	1,123	1,434
	66 x 30 x 7½	1650 x 750 x 191	N_NNN-RS3066C5	1,096	1,375
	60 x 30 x 7½	1500 x 750 x 191	N_NNN-RS3060C5	1,056	1,315
	Specify the surface type (5, 6).				
	84 x 30 x 7½	2100 x 750 x 191	N_KNN-RS3084C5	1,837	2,190
	78 x 30 x 7½	1950 x 750 x 191	N_KNN-RS3078C5	1,541	1,857
	72 x 30 x 7½	1800 x 750 x 191	N_KNN-RS3072C5	1,503	1,808
	66 x 30 x 7½	1650 x 750 x 191	N_KNN-RS3066C5	1,467	1,743
	60 x 30 x 7½	1500 x 750 x 191	N_KNN-RS3060C5	1,434	1,693
	Knife edge (K). Specify the surface type (5, 6).				

	W x D x H (in)	W x D x H (mm)	Code	All Laminate (\$)	HPL Surfaces (\$)
Rectangular surfaces, short back, 2 short legs – 24" D	3" (75 mm) recessed short back. 2 grommets. Must use 2 storage modules 21" H (561 mm) as support. Can accommodate 1 modular modesty panel.				
	72 x 24 x 7½	1800 x 600 x 191	N_NNN-RS2472C5	989	1,241
	66 x 24 x 7½	1650 x 600 x 191	N_NNN-RS2466C5	955	1,198
	60 x 24 x 7½	1500 x 600 x 191	N_NNN-RS2460C5	938	1,146
	54 x 24 x 7½	1350 x 600 x 191	N_NNN-RS2454C5	920	1,108
	48 x 24 x 7½	1200 x 600 x 191	N_NNN-RS2448C5	896	1,062
Specify the surface type (1, 2).					
	72 x 24 x 7½	1800 x 600 x 191	N_NNN-RS2472C5	1,048	1,292
	66 x 24 x 7½	1650 x 600 x 191	N_NNN-RS2466C5	1,012	1,241
	60 x 24 x 7½	1500 x 600 x 191	N_NNN-RS2460C5	989	1,198
	54 x 24 x 7½	1350 x 600 x 191	N_NNN-RS2454C5	955	1,140
	48 x 24 x 7½	1200 x 600 x 191	N_NNN-RS2448C5	932	1,096
	Specify the surface type (5, 6).				
	72 x 24 x 7½	1800 x 600 x 191	N_KNN-RS2472C5	1,426	1,669
	66 x 24 x 7½	1650 x 600 x 191	N_KNN-RS2466C5	1,388	1,619
	60 x 24 x 7½	1500 x 600 x 191	N_KNN-RS2460C5	1,358	1,566
	54 x 24 x 7½	1350 x 600 x 191	N_KNN-RS2454C5	1,333	1,517
	48 x 24 x 7½	1200 x 600 x 191	N_KNN-RS2448C5	1,306	1,467
	Knife edge (K). Specify the surface type (5, 6).				

DESKS WITH MEETING SPACE						
	W x D x H (in)	W x D x H (mm)	Code	All Laminate (\$)	HPL Surfaces (\$)	
Rectangular desks, full modesty panel, 1 long and 1 narrow leg, meeting space – 36" D	9" (225 mm) recessed full-height modesty panel. Meeting space. 1 grommet. Must be secured to another surface. Can accommodate 1 pedestal NNN_-161820F or NNN_-MP161820F.					
	78 x 36 x 29½	1950 x 900 x 752	N_N_-RTM3678	1,223	1,619	
	72 x 36 x 29½	1800 x 900 x 752	N_N_-RTM3672	1,184	1,559	
	66 x 36 x 29½	1650 x 900 x 752	N_N_-RTM3666	1,146	1,491	
	60 x 36 x 29½	1500 x 900 x 752	N_N_-RTM3660	1,114	1,434	
	Specify the surface type (1, 2). Specify left (L) or right (R). Specify the modesty panel finish (B, W, N).					
	78 x 36 x 29½	1950 x 900 x 752	N_N_-RTM3678	1,370	1,777	
	72 x 36 x 29½	1800 x 900 x 752	N_N_-RTM3672	1,325	1,693	
	66 x 36 x 29½	1650 x 900 x 752	N_N_-RTM3666	1,274	1,608	
	60 x 36 x 29½	1500 x 900 x 752	N_N_-RTM3660	1,229	1,541	
	Specify the surface type (5, 6). Specify left (L) or right (R). Specify the modesty panel finish (B, W, N).					
		78 x 36 x 29½	1950 x 900 x 752	N_K_-RTM3678	2,062	2,466
72 x 36 x 29½		1800 x 900 x 752	N_K_-RTM3672	1,986	2,347	
66 x 36 x 29½		1650 x 900 x 752	N_K_-RTM3666	1,902	2,236	
60 x 36 x 29½		1500 x 900 x 752	N_K_-RTM3660	1,819	2,129	
Knife edge (K). Specify the surface type (5, 6). Specify left (L) or right (R). Specify the modesty panel finish (B, W, N).						

High-Gloss Black (B) or High-Gloss White (W) modesty panel finish option: add \$336.

W x D x H (in)	W x D x H (mm)	Code	All Laminate (\$)	HPL Surfaces (\$)
Rectangular desks, full modesty panel, 1 long and 1 narrow leg, meeting space – 30" D				
6" (150 mm) recessed full-height modesty panel. Meeting space. 1 grommet. Must be secured to another surface. Can accommodate 1 pedestal NNN_-161820F or NNN_-MP161820F.				
78 x 30 x 29½	1950 x 750 x 752	N_N_-RTM3078	1,159	1,483
72 x 30 x 29½	1800 x 750 x 752	N_N_-RTM3072	1,123	1,434
66 x 30 x 29½	1650 x 750 x 752	N_N_-RTM3066	1,089	1,375
60 x 30 x 29½	1500 x 750 x 752	N_N_-RTM3060	1,056	1,325
Specify the surface type (1, 2). Specify left (L) or right (R). Specify the modesty panel finish (B, W, N).				
78 x 30 x 29½	1950 x 750 x 752	N_N_-RTM3078	1,268	1,600
72 x 30 x 29½	1800 x 750 x 752	N_N_-RTM3072	1,229	1,541
66 x 30 x 29½	1650 x 750 x 752	N_N_-RTM3066	1,198	1,476
60 x 30 x 29½	1500 x 750 x 752	N_N_-RTM3060	1,146	1,399
Specify the surface type (5, 6). Specify left (L) or right (R). Specify the modesty panel finish (B, W, N).				
78 x 30 x 29½	1950 x 750 x 752	N_K_-RTM3078	1,957	2,306
72 x 30 x 29½	1800 x 750 x 752	N_K_-RTM3072	1,894	2,195
66 x 30 x 29½	1650 x 750 x 752	N_K_-RTM3066	1,819	2,103
60 x 30 x 29½	1500 x 750 x 752	N_K_-RTM3060	1,743	2,003
Knife edge (K). Specify the surface type (5, 6). Specify left (L) or right (R). Specify the modesty panel finish (B, W, N).				

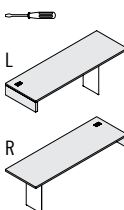
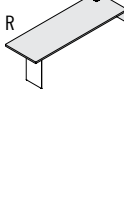
W x D x H (in)	W x D x H (mm)	Code	All Laminate (\$)	HPL Surfaces (\$)
Rectangular desks, short back, 1 long and 1 slim metal leg, meeting space – 36" D				
9" (225 mm) recessed short back. Meeting space. 1 grommet. 1 slim metal leg. Can accommodate 1 storage module and 1 modular modesty panel. Must be secured to another surface.				
78 x 36 x 29½	1950 x 900 x 752	N_N_N-RT3678PA5	2,028	2,422
72 x 36 x 29½	1800 x 900 x 752	N_N_N-RT3672PA5	1,995	2,372
66 x 36 x 29½	1650 x 900 x 752	N_N_N-RT3666PA5	1,957	2,306
60 x 36 x 29½	1500 x 900 x 752	N_N_N-RT3660PA5	1,938	2,247
Specify the surface type (1, 2). Specify left (L) or right (R).				
78 x 36 x 29½	1950 x 900 x 752	N_N_N-RT3678PA5	2,144	2,540
72 x 36 x 29½	1800 x 900 x 752	N_N_N-RT3672PA5	2,110	2,471
66 x 36 x 29½	1650 x 900 x 752	N_N_N-RT3666PA5	2,062	2,407
60 x 36 x 29½	1500 x 900 x 752	N_N_N-RT3660PA5	2,028	2,337
Specify the surface type (5, 6). Specify left (L) or right (R).				
78 x 36 x 29½	1950 x 900 x 752	N_K_N-RT3678PA5	2,438	2,841
72 x 36 x 29½	1800 x 900 x 752	N_K_N-RT3672PA5	2,397	2,768
66 x 36 x 29½	1650 x 900 x 752	N_K_N-RT3666PA5	2,362	2,698
60 x 36 x 29½	1500 x 900 x 752	N_K_N-RT3660PA5	2,313	2,624
Knife edge (K). Specify the surface type (5, 6). Specify left (L) or right (R).				

W x D x H (in)	W x D x H (mm)	Code	All Laminate (\$)	HPL Surfaces (\$)
Rectangular desks, short back, 1 long and 1 slim metal leg, meeting space – 30" D				
6" (150 mm) recessed short back. Meeting space. 1 grommet. 1 slim metal leg. Can accommodate 1 storage module and 1 modular modesty panel. Must be secured to another surface.				
78 x 30 x 29½	1950 x 750 x 752	N_N_N-RT3078PA5	1,952	2,287
72 x 30 x 29½	1800 x 750 x 752	N_N_N-RT3072PA5	1,928	2,236
66 x 30 x 29½	1650 x 750 x 752	N_N_N-RT3066PA5	1,902	2,179
60 x 30 x 29½	1500 x 750 x 752	N_N_N-RT3060PA5	1,878	2,129
Specify the surface type (1, 2). Specify left (L) or right (R).				
78 x 30 x 29½	1950 x 750 x 752	N_N_N-RT3078PA5	2,046	2,388
72 x 30 x 29½	1800 x 750 x 752	N_N_N-RT3072PA5	2,020	2,331
66 x 30 x 29½	1650 x 750 x 752	N_N_N-RT3066PA5	1,986	2,271
60 x 30 x 29½	1500 x 750 x 752	N_N_N-RT3060PA5	1,944	2,220
Specify the surface type (5, 6). Specify left (L) or right (R).				
78 x 30 x 29½	1950 x 750 x 752	N_K_N-RT3078PA5	2,347	2,680
72 x 30 x 29½	1800 x 750 x 752	N_K_N-RT3072PA5	2,306	2,624
66 x 30 x 29½	1650 x 750 x 752	N_K_N-RT3066PA5	2,271	2,573
60 x 30 x 29½	1500 x 750 x 752	N_K_N-RT3060PA5	2,247	2,515
Knife edge (K). Specify the surface type (5, 6). Specify left (L) or right (R).				

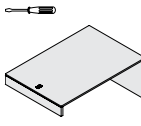
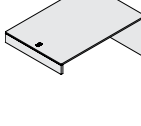
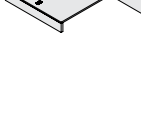
W x D x H (in)	W x D x H (mm)	Code	All Laminate (\$)	HPL Surfaces (\$)
Rectangular desks, short back, 1 long and 1 slim metal leg, meeting space – 24" D				
3" (75 mm) recessed short back. Meeting space. 1 grommet. 1 slim metal leg. Must be secured to another surface. Can accommodate 1 modular modesty panel.				
78 x 24 x 29½	1950 x 600 x 752	N_N_N-RT2478PA5	1,878	2,144
72 x 24 x 29½	1800 x 600 x 752	N_N_N-RT2472PA5	1,851	2,103
66 x 24 x 29½	1650 x 600 x 752	N_N_N-RT2466PA5	1,830	2,062
60 x 24 x 29½	1500 x 600 x 752	N_N_N-RT2460PA5	1,808	2,020
Specify the surface type (1, 2). Specify left (L) or right (R).				
78 x 24 x 29½	1950 x 600 x 752	N_N_N-RT2478PA5	1,944	2,220
72 x 24 x 29½	1800 x 600 x 752	N_N_N-RT2472PA5	1,921	2,164
66 x 24 x 29½	1650 x 600 x 752	N_N_N-RT2466PA5	1,894	2,120
60 x 24 x 29½	1500 x 600 x 752	N_N_N-RT2460PA5	1,857	2,068
Specify the surface type (5, 6). Specify left (L) or right (R).				
78 x 24 x 29½	1950 x 600 x 752	N_K_N-RT2478PA5	2,247	2,506
72 x 24 x 29½	1800 x 600 x 752	N_K_N-RT2472PA5	2,220	2,466
66 x 24 x 29½	1650 x 600 x 752	N_K_N-RT2466PA5	2,190	2,415
60 x 24 x 29½	1500 x 600 x 752	N_K_N-RT2460PA5	2,164	2,362
Knife edge (K). Specify the surface type (5, 6). Specify left (L) or right (R).				

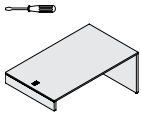
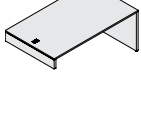
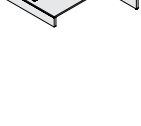
WORK SURFACES WITH MEETING SPACE				
W x D x H (in)	W x D x H (mm)	Code	All Laminate (\$)	HPL Surfaces (\$)
Rectangular surfaces with meeting space, short back, 1 short and 1 slim metal leg, meeting space – 36" D				
9" (225 mm) recessed short back. Meeting space. 1 grommet. 1 slim metal leg. Must use 1 storage module 21" H (561 mm) as support. Can accommodate 1 modular modesty panel.				
84 x 36 x 29½	2100 x 900 x 752	N_N_N-RS3684PB5	2,081	2,515
78 x 36 x 29½	1950 x 900 x 752	N_N_N-RS3678PB5	1,902	2,306
72 x 36 x 29½	1800 x 900 x 752	N_N_N-RS3672PB5	1,878	2,247
66 x 36 x 29½	1650 x 900 x 752	N_N_N-RS3666PB5	1,837	2,179
60 x 36 x 29½	1500 x 900 x 752	N_N_N-RS3660PB5	1,808	2,129
Specify the surface type (1, 2). Specify left (L) or right (R).				
84 x 36 x 29½	2100 x 900 x 752	N_N_N-RS3684PB5	2,230	2,641
78 x 36 x 29½	1950 x 900 x 752	N_N_N-RS3678PB5	2,028	2,422
72 x 36 x 29½	1800 x 900 x 752	N_N_N-RS3672PB5	1,995	2,355
66 x 36 x 29½	1650 x 900 x 752	N_N_N-RS3666PB5	1,944	2,279
60 x 36 x 29½	1500 x 900 x 752	N_N_N-RS3660PB5	1,912	2,214
Specify the surface type (5, 6). Specify left (L) or right (R).				
84 x 36 x 29½	2100 x 900 x 752	N_K_N-RS3684PB5	2,632	3,051
78 x 36 x 29½	1950 x 900 x 752	N_K_N-RS3678PB5	2,331	2,719
72 x 36 x 29½	1800 x 900 x 752	N_K_N-RS3672PB5	2,279	2,641
66 x 36 x 29½	1650 x 900 x 752	N_K_N-RS3666PB5	2,247	2,580
60 x 36 x 29½	1500 x 900 x 752	N_K_N-RS3660PB5	2,195	2,506
Knife edge (K). Specify the surface type (5, 6). Specify left (L) or right (R).				

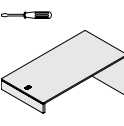
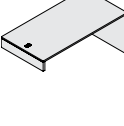
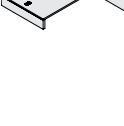
W x D x H (in)	W x D x H (mm)	Code	All Laminate (\$)	HPL Surfaces (\$)
Rectangular surfaces with meeting space, short back, 1 short and 1 slim metal leg, meeting space – 30" D				
6" (150 mm) recessed short back. Meeting space. 1 grommet. 1 slim metal leg. Must use 1 storage module 21" H (561 mm) as support. Can accommodate 1 modular modesty panel.				
84 x 30 x 29½	2100 x 750 x 752	N_N_N-RS3084PB5	2,028	2,388
78 x 30 x 29½	1950 x 750 x 752	N_N_N-RS3078PB5	1,843	2,190
72 x 30 x 29½	1800 x 750 x 752	N_N_N-RS3072PB5	1,819	2,139
66 x 30 x 29½	1650 x 750 x 752	N_N_N-RS3066PB5	1,794	2,081
60 x 30 x 29½	1500 x 750 x 752	N_N_N-RS3060PB5	1,770	2,028
Specify the surface type (1, 2). Specify left (L) or right (R).				
84 x 30 x 29½	2100 x 750 x 752	N_N_N-RS3084PB5	2,170	2,489
78 x 30 x 29½	1950 x 750 x 752	N_N_N-RS3078PB5	1,968	2,279
72 x 30 x 29½	1800 x 750 x 752	N_N_N-RS3072PB5	1,928	2,220
66 x 30 x 29½	1650 x 750 x 752	N_N_N-RS3066PB5	1,887	2,164
60 x 30 x 29½	1500 x 750 x 752	N_N_N-RS3060PB5	1,843	2,103
Specify the surface type (5, 6). Specify left (L) or right (R).				
84 x 30 x 29½	2100 x 750 x 752	N_K_N-RS3084PB5	2,580	2,898
78 x 30 x 29½	1950 x 750 x 752	N_K_N-RS3078PB5	2,271	2,573
72 x 30 x 29½	1800 x 750 x 752	N_K_N-RS3072PB5	2,230	2,515
66 x 30 x 29½	1650 x 750 x 752	N_K_N-RS3066PB5	2,179	2,456
60 x 30 x 29½	1500 x 750 x 752	N_K_N-RS3060PB5	2,139	2,388
Knife edge (K). Specify the surface type (5, 6). Specify left (L) or right (R).				

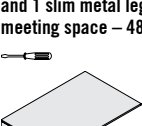
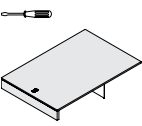
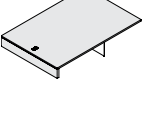
	W x D x H (in)	W x D x H (mm)	Code	All Laminate (\$)	HPL Surfaces (\$)
Rectangular surfaces, short back, 1 short and 1 slim metal leg, meeting space – 24" D	<i>3" (75 mm) recessed short back. Meeting space. 1 grommet. 1 slim metal leg. Must use 1 storage module 21" H (561 mm) as support. Can accommodate 1 modular modesty panel.</i>				
	78 x 24 x 29½	1950 x 600 x 752	N_N_N-RS2478PB5	1,794	2,062
	72 x 24 x 29½	1800 x 600 x 752	N_N_N-RS2472PB5	1,770	2,020
	66 x 24 x 29½	1650 x 600 x 752	N_N_N-RS2466PB5	1,743	1,968
	60 x 24 x 29½	1500 x 600 x 752	N_N_N-RS2460PB5	1,720	1,928
Specify the surface type (1, 2). Specify left (L) or right (R).					
	78 x 24 x 29½	1950 x 600 x 752	N_N_N-RS2478PB5	1,857	2,129
	72 x 24 x 29½	1800 x 600 x 752	N_N_N-RS2472PB5	1,837	2,081
	66 x 24 x 29½	1650 x 600 x 752	N_N_N-RS2466PB5	1,808	2,037
	60 x 24 x 29½	1500 x 600 x 752	N_N_N-RS2460PB5	1,785	1,986
	Specify the surface type (5, 6). Specify left (L) or right (R).				
	78 x 24 x 29½	1950 x 600 x 752	N_K_N-RS2478PB5	2,154	2,422
	72 x 24 x 29½	1800 x 600 x 752	N_K_N-RS2472PB5	2,129	2,372
	66 x 24 x 29½	1650 x 600 x 752	N_K_N-RS2466PB5	2,103	2,331
	60 x 24 x 29½	1500 x 600 x 752	N_K_N-RS2460PB5	2,068	2,279
	Knife edge (K). Specify the surface type (5, 6). Specify left (L) or right (R).				


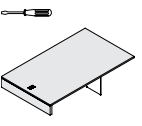
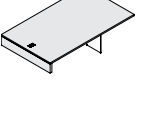
COLLABORATIVE SURFACES

	W x D x H (in)	W x D x H (mm)	Code	All Laminate (\$)	HPL Surfaces (\$)	
Collaborative surfaces, short backs, 1 long and 1 short leg – 48" D	<i>Double short backs centered on the surface. 1 grommet. Must use 1 storage module 21" H (561 mm) as support.</i>					
	84 x 48 x 29½	2100 x 1200 x 752	N_NNN-CS4884B5	1,631	2,078	
	78 x 48 x 29½	1950 x 1200 x 752	N_NNN-CS4878B5	1,550	1,967	
	72 x 48 x 29½	1800 x 1200 x 752	N_NNN-CS4872B5	1,467	1,864	
	66 x 48 x 29½	1650 x 1200 x 752	N_NNN-CS4866B5	1,384	1,750	
	84 x 48 x 29½	2100 x 1200 x 752	N_NNN-CS4884B5	1,309	1,639	
	Specify the surface type (1, 2).					
	84 x 48 x 29½	2100 x 1200 x 752	N_NNN-CS4884B5	1,826	2,286	
	78 x 48 x 29½	1950 x 1200 x 752	N_NNN-CS4878B5	1,736	2,059	
	72 x 48 x 29½	1800 x 1200 x 752	N_NNN-CS4872B5	1,639	2,039	
	66 x 48 x 29½	1650 x 1200 x 752	N_NNN-CS4866B5	1,550	1,915	
	60 x 48 x 29½	1500 x 1200 x 752	N_NNN-CS4860B5	1,452	1,786	
	Specify the surface type (5, 6).					
	84 x 48 x 29½	2100 x 1200 x 752	N_KNN-CS4884B5	2,369	2,852	
	78 x 48 x 29½	1950 x 1200 x 752	N_KNN-CS4878B5	2,248	2,697	
	72 x 48 x 29½	1800 x 1200 x 752	N_KNN-CS4872B5	2,122	2,539	
	66 x 48 x 29½	1650 x 1200 x 752	N_KNN-CS4866B5	2,003	2,384	
	60 x 48 x 29½	1500 x 1200 x 752	N_NNN-CS4860B5	1,884	2,228	
	Knife edge (K). Specify the surface type (5, 6).					

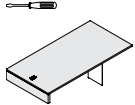
	W x D x H (in)	W x D x H (mm)	Code	All Laminate (\$)	HPL Surfaces (\$)	
Collaborative surfaces, short backs, 1 long and 1 short leg – 42" D	<i>Double short backs centered on the surface. 1 grommet. Must use 1 storage module 21" H (561 mm) as support.</i>					
	84 x 42 x 29½	2100 x 1050 x 752	N_NNN-CS4284B5	1,458	1,854	
	78 x 42 x 29½	1950 x 1050 x 752	N_NNN-CS4278B5	1,408	1,774	
	72 x 42 x 29½	1800 x 1050 x 752	N_NNN-CS4272B5	1,348	1,698	
	66 x 42 x 29½	1650 x 1050 x 752	N_NNN-CS4266B5	1,297	1,617	
	84 x 42 x 29½	2100 x 1050 x 752	N_NNN-CS4284B5	1,244	1,534	
	Specify the surface type (1, 2).					
	84 x 42 x 29½	2100 x 1050 x 752	N_NNN-CS4284B5	1,639	2,039	
	78 x 42 x 29½	1950 x 1050 x 752	N_NNN-CS4278B5	1,571	1,944	
	72 x 42 x 29½	1800 x 1050 x 752	N_NNN-CS4272B5	1,505	1,854	
	66 x 42 x 29½	1650 x 1050 x 752	N_NNN-CS4266B5	1,437	1,757	
	60 x 42 x 29½	1500 x 1050 x 752	N_NNN-CS4260B5	1,372	1,668	
	Specify the surface type (5, 6).					
	84 x 42 x 29½	2100 x 1050 x 752	N_KNN-CS4284B5	2,196	2,637	
	78 x 42 x 29½	1950 x 1050 x 752	N_KNN-CS4278B5	2,107	2,519	
	72 x 42 x 29½	1800 x 1050 x 752	N_KNN-CS4272B5	2,020	2,397	
	66 x 42 x 29½	1650 x 1050 x 752	N_KNN-CS4266B5	1,928	2,279	
	60 x 42 x 29½	1500 x 1050 x 752	N_KNN-CS4260B5	1,839	2,161	
	Knife edge (K). Specify the surface type (5, 6).					

	W x D x H (in)	W x D x H (mm)	Code	All Laminate (\$)	HPL Surfaces (\$)	
Collaborative surfaces, short backs, 1 long and 1 short leg – 36" D	<i>Double short backs centered on the surface. 1 grommet. Must use 1 storage module 21" H (561 mm) as support.</i>					
	84 x 36 x 29½	2100 x 900 x 752	N_NNN-CS3684B5	1,289	1,631	
	78 x 36 x 29½	1950 x 900 x 752	N_NNN-CS3678B5	1,268	1,587	
	72 x 36 x 29½	1800 x 900 x 752	N_NNN-CS3672B5	1,237	1,534	
	66 x 36 x 29½	1650 x 900 x 752	N_NNN-CS3666B5	1,206	1,483	
	84 x 36 x 29½	2100 x 900 x 752	N_NNN-CS3684B5	1,177	1,430	
	Specify the surface type (1, 2).					
	84 x 36 x 29½	2100 x 900 x 752	N_NNN-CS3684B5	1,446	1,795	
	78 x 36 x 29½	1950 x 900 x 752	N_NNN-CS3678B5	1,408	1,736	
	72 x 36 x 29½	1800 x 900 x 752	N_NNN-CS3672B5	1,372	1,668	
	66 x 36 x 29½	1650 x 900 x 752	N_NNN-CS3666B5	1,326	1,608	
	60 x 36 x 29½	1500 x 900 x 752	N_NNN-CS3660B5	1,289	1,550	
	Specify the surface type (5, 6).					
	84 x 36 x 29½	2100 x 900 x 752	N_KNN-CS3684B5	2,027	2,421	
	78 x 36 x 29½	1950 x 900 x 752	N_KNN-CS3678B5	1,967	2,331	
	72 x 36 x 29½	1800 x 900 x 752	N_KNN-CS3672B5	1,915	2,248	
	66 x 36 x 29½	1650 x 900 x 752	N_KNN-CS3666B5	1,864	2,167	
	60 x 36 x 29½	1500 x 900 x 752	N_KNN-CS3660B5	1,802	2,085	
	Knife edge (K). Specify the surface type (5, 6).					

	W x D x H (in)	W x D x H (mm)	Code	All Laminate (\$)	HPL Surfaces (\$)	
Collaborative surfaces, short backs, 1 short and 1 slim metal leg, meeting space – 48" D	<i>Double short backs centered on the surface. Meeting space. 1 grommet. 1 slim metal leg. Must use 1 storage module 21" H (561 mm) as support.</i>					
	84 x 48 x 29½	2100 x 1200 x 752	N_NNN-CS4884PB5	2,397	2,913	
	78 x 48 x 29½	1950 x 1200 x 752	N_NNN-CS4878PB5	2,331	2,814	
	72 x 48 x 29½	1800 x 1200 x 752	N_NNN-CS4872PB5	2,255	2,711	
	66 x 48 x 29½	1650 x 1200 x 752	N_NNN-CS4866PB5	2,191	2,615	
	84 x 48 x 29½	2100 x 1200 x 752	N_NNN-CS4884PB5	2,116	2,510	
	Specify the surface type (1, 2).					
	84 x 48 x 29½	2100 x 1200 x 752	N_NNN-CS4884PB5	2,593	3,114	
	78 x 48 x 29½	1950 x 1200 x 752	N_NNN-CS4878PB5	2,500	3,000	
	72 x 48 x 29½	1800 x 1200 x 752	N_NNN-CS4872PB5	2,421	2,884	
	66 x 48 x 29½	1650 x 1200 x 752	N_NNN-CS4866PB5	2,337	2,773	
	60 x 48 x 29½	1500 x 1200 x 752	N_NNN-CS4860PB5	2,255	2,659	
	Specify the surface type (5, 6).					
	84 x 48 x 29½	2100 x 1200 x 752	N_KNN-CS4884PB5	2,941	3,484	
	78 x 48 x 29½	1950 x 1200 x 752	N_KNN-CS4878PB5	2,844	3,359	
	72 x 48 x 29½	1800 x 1200 x 752	N_KNN-CS4872PB5	2,756	3,230	
	66 x 48 x 29½	1650 x 1200 x 752	N_KNN-CS4866PB5	2,659	3,106	
	60 x 48 x 29½	1500 x 1200 x 752	N_KNN-CS4860PB5	2,563	2,972	
	Knife edge (K). Specify the surface type (5, 6).					

	W x D x H (in)	W x D x H (mm)	Code	All Laminate (\$)	HPL Surfaces (\$)	
Collaborative surfaces, short backs, 1 short and 1 slim metal leg, meeting space – 42" D	<i>Double short backs centered on the surface. Meeting space. 1 grommet. 1 slim metal leg. Must use 1 storage module 21" H (561 mm) as support.</i>					
	84 x 42 x 29½	2100 x 1050 x 752	N_NNN-CS4284PB5	2,266	2,726	
	78 x 42 x 29½	1950 x 1050 x 752	N_NNN-CS4278PB5	2,219	2,650	
	72 x 42 x 29½	1800 x 1050 x 752	N_NNN-CS4272PB5	2,167	2,576	
	66 x 42 x 29½	1650 x 1050 x 752	N_NNN-CS4266PB5	2,116	2,500	
	84 x 42 x 29½	2100 x 1050 x 752	N_NNN-CS4284PB5	2,070	2,428	
	Specify the surface type (1, 2).					
	84 x 42 x 29½	2100 x 1050 x 752	N_NNN-CS4284PB5	2,435	2,904	
	78 x 42 x 29½	1950 x 1050 x 752	N_NNN-CS4278PB5	2,369	2,814	
	72 x 42 x 29½	1800 x 1050 x 752	N_NNN-CS4272PB5	2,309	2,726	
	66 x 42 x 29½	1650 x 1050 x 752	N_NNN-CS4266PB5	2,248	2,644	
	60 x 42 x 29½	1500 x 1050 x 752	N_NNN-CS4260PB5	2,191	2,554	
	Specify the surface type (5, 6).					
	84 x 42 x 29½	2100 x 1050 x 752	N_KNN-CS4284PB5	2,762	3,248	
	78 x 42 x 29½	1950 x 1050 x 752	N_KNN-CS4278PB5	2,697	3,149	
	72 x 42 x 29½	1800 x 1050 x 752	N_KNN-CS4272PB5	2,630	3,053	
	66 x 42 x 29½	1650 x 1050 x 752	N_KNN-CS4266PB5	2,554	2,958	
	60 x 42 x 29½	1500 x 1050 x 752	N_KNN-CS4260PB5	2,487	2,861	
	Knife edge (K). Specify the surface type (5, 6).					

Collaborative surfaces, short backs, 1 short and 1 slim metal leg, meeting space – 36" D

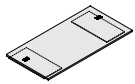


W x D x H (in)	W x D x H (mm)	Code	All Laminate (\$)	HPL Surfaces (\$)
<i>Double short backs centered on the surface. Meeting space. 1 grommet. 1 slim metal leg. Must use 1 storage module 21" H (561 mm) as support.</i>				
84 x 36 x 29½	2100 x 900 x 752	N_NNN-CS3684PB5	2,130	2,533
78 x 36 x 29½	1950 x 900 x 752	N_NNN-CS3678PB5	2,101	2,487
72 x 36 x 29½	1800 x 900 x 752	N_NNN-CS3672PB5	2,078	2,435
66 x 36 x 29½	1650 x 900 x 752	N_NNN-CS3666PB5	2,048	2,390
60 x 36 x 29½	1500 x 900 x 752	N_NNN-CS3660PB5	2,020	2,337
Specify the surface type (1, 2).				
84 x 36 x 29½	2100 x 900 x 752	N_NNN-CS3684PB5	2,272	2,688
78 x 36 x 29½	1950 x 900 x 752	N_NNN-CS3678PB5	2,234	2,630
72 x 36 x 29½	1800 x 900 x 752	N_NNN-CS3672PB5	2,196	2,569
66 x 36 x 29½	1650 x 900 x 752	N_NNN-CS3666PB5	2,161	2,510
60 x 36 x 29½	1500 x 900 x 752	N_NNN-CS3660PB5	2,122	2,450
Specify the surface type (5, 6).				
84 x 36 x 29½	2100 x 900 x 752	N_KNN-CS3684PB5	2,630	3,076
78 x 36 x 29½	1950 x 900 x 752	N_KNN-CS3678PB5	2,584	3,010
72 x 36 x 29½	1800 x 900 x 752	N_KNN-CS3672PB5	2,546	2,941
66 x 36 x 29½	1650 x 900 x 752	N_KNN-CS3666PB5	2,500	2,875
60 x 36 x 29½	1500 x 900 x 752	N_KNN-CS3660PB5	2,459	2,809

Knife edge (K). Specify the surface type (5, 6).

WORK SURFACES WITH STRUT(S)

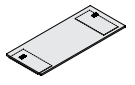
Rectangular surfaces, 2 struts – 36" D



W x D x H (in)	W x D x H (mm)	Code	All Laminate (\$)	HPL Surfaces (\$)
<i>Surface with struts. 2 grommets. Must use storage modules 27" H (690 mm) as support. Can accommodate 1 modular modesty panel.</i>				
84 x 36 x 2½	2100 x 900 x 63,5	N_NNN-RS3684D6	909	1,222
78 x 36 x 2½	1950 x 900 x 63,5	N_NNN-RS3678D6	880	1,177
72 x 36 x 2½	1800 x 900 x 63,5	N_NNN-RS3672D6	857	1,124
66 x 36 x 2½	1650 x 900 x 63,5	N_NNN-RS3666D6	835	1,082
60 x 36 x 2½	1500 x 900 x 63,5	N_NNN-RS3660D6	804	1,035
Specify the surface type (1, 2).				
84 x 36 x 2½	2100 x 900 x 63,5	N_NNN-RS3684D6	1,063	1,384
78 x 36 x 2½	1950 x 900 x 63,5	N_NNN-RS3678D6	1,035	1,326
72 x 36 x 2½	1800 x 900 x 63,5	N_NNN-RS3672D6	998	1,268
66 x 36 x 2½	1650 x 900 x 63,5	N_NNN-RS3666D6	961	1,215
60 x 36 x 2½	1500 x 900 x 63,5	N_NNN-RS3660D6	924	1,155
Specify the surface type (5, 6).				
84 x 36 x 2½	2100 x 900 x 63,5	N_KNN-RS3684D6	1,250	1,571
78 x 36 x 2½	1950 x 900 x 63,5	N_KNN-RS3678D6	1,215	1,511
72 x 36 x 2½	1800 x 900 x 63,5	N_KNN-RS3672D6	1,186	1,458
66 x 36 x 2½	1650 x 900 x 63,5	N_KNN-RS3666D6	1,146	1,400
60 x 36 x 2½	1500 x 900 x 63,5	N_KNN-RS3660D6	1,110	1,348

Knife edge (K). Specify the surface type (5, 6).

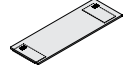
Rectangular surfaces, 2 struts – 30" D



W x D x H (in)	W x D x H (mm)	Code	All Laminate (\$)	HPL Surfaces (\$)
<i>Surface with struts. 2 grommets. Must use storage modules 27" H (690 mm) as support. Can accommodate 1 modular modesty panel.</i>				
84 x 30 x 2½	2100 x 750 x 63,5	N_NNN-RS3084D6	857	1,146
78 x 30 x 2½	1950 x 750 x 63,5	N_NNN-RS3078D6	835	1,102
72 x 30 x 2½	1800 x 750 x 63,5	N_NNN-RS3072D6	804	1,057
66 x 30 x 2½	1650 x 750 x 63,5	N_NNN-RS3066D6	783	1,011
60 x 30 x 2½	1500 x 750 x 63,5	N_NNN-RS3060D6	759	970
Specify the surface type (1, 2).				
84 x 30 x 2½	2100 x 750 x 63,5	N_NNN-RS3084D6	998	1,268
78 x 30 x 2½	1950 x 750 x 63,5	N_NNN-RS3078D6	961	1,215
72 x 30 x 2½	1800 x 750 x 63,5	N_NNN-RS3072D6	924	1,155
66 x 30 x 2½	1650 x 750 x 63,5	N_NNN-RS3066D6	894	1,102
60 x 30 x 2½	1500 x 750 x 63,5	N_NNN-RS3060D6	857	1,050
Specify the surface type (5, 6).				
84 x 30 x 2½	2100 x 750 x 63,5	N_KNN-RS3084D6	1,162	1,430
78 x 30 x 2½	1950 x 750 x 63,5	N_KNN-RS3078D6	1,133	1,384
72 x 30 x 2½	1800 x 750 x 63,5	N_KNN-RS3072D6	1,102	1,333
66 x 30 x 2½	1650 x 750 x 63,5	N_KNN-RS3066D6	1,063	1,280
60 x 30 x 2½	1500 x 750 x 63,5	N_KNN-RS3060D6	1,035	1,227

Knife edge (K). Specify the surface type (5, 6).

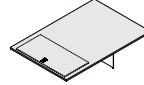
Rectangular surfaces, 2 struts – 24" D



W x D x H (in)	W x D x H (mm)	Code	All Laminate (\$)	HPL Surfaces (\$)
<i>Surface with struts. 2 grommets. Must use storage modules 27" H (690 mm) as support. Can accommodate 1 modular modesty panel.</i>				
72 x 24 x 2½	1800 x 600 x 63,5	N_NNN-RS2472D6	759	991
66 x 24 x 2½	1650 x 600 x 63,5	N_NNN-RS2466D6	738	946
60 x 24 x 2½	1500 x 600 x 63,5	N_NNN-RS2460D6	714	909
54 x 24 x 2½	1350 x 600 x 63,5	N_NNN-RS2454D6	693	864
48 x 24 x 2½	1200 x 600 x 63,5	N_NNN-RS2448D6	671	828
Specify the surface type (1, 2).				
72 x 24 x 2½	1800 x 600 x 63,5	N_NNN-RS2472D6	857	1,050
66 x 24 x 2½	1650 x 600 x 63,5	N_NNN-RS2466D6	828	998
60 x 24 x 2½	1500 x 600 x 63,5	N_NNN-RS2460D6	797	953
54 x 24 x 2½	1350 x 600 x 63,5	N_NNN-RS2454D6	766	900
48 x 24 x 2½	1200 x 600 x 63,5	N_NNN-RS2448D6	730	857
Specify the surface type (5, 6).				
72 x 24 x 2½	1800 x 600 x 63,5	N_KNN-RS2472D6	1,021	1,215
66 x 24 x 2½	1650 x 600 x 63,5	N_KNN-RS2466D6	991	1,169
60 x 24 x 2½	1500 x 600 x 63,5	N_KNN-RS2460D6	961	1,124
54 x 24 x 2½	1350 x 600 x 63,5	N_KNN-RS2454D6	932	1,074
48 x 24 x 2½	1200 x 600 x 63,5	N_KNN-RS2448D6	900	1,029

Knife edge (K). Specify the surface type (5, 6).

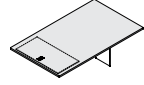
Rectangular surfaces, 1 strut, 1 slim metal leg – 48" D



W x D x H (in)	W x D x H (mm)	Code	All Laminate (\$)	HPL Surfaces (\$)
<i>Surface with strut. Meeting space. 1 grommet. 1 slim metal leg. Must use storage module 27" H (690 mm) as support. Can accommodate 1 modular modesty panel.</i>				
84 x 48 x 29½	2100 x 1200 x 752	N_NNN-RS4884PD6	2,302	2,762
78 x 48 x 29½	1950 x 1200 x 752	N_NNN-RS4878PD6	2,272	2,711
72 x 48 x 29½	1800 x 1200 x 752	N_NNN-RS4872PD6	2,242	2,650
66 x 48 x 29½	1650 x 1200 x 752	N_NNN-RS4866PD6	2,214	2,598
60 x 48 x 29½	1500 x 1200 x 752	N_NNN-RS4860PD6	2,181	2,539
Specify the surface type (1, 2).				
84 x 48 x 29½	2100 x 1200 x 752	N_NNN-RS4884PD6	2,524	2,986
78 x 48 x 29½	1950 x 1200 x 752	N_NNN-RS4878PD6	2,481	2,920
72 x 48 x 29½	1800 x 1200 x 752	N_NNN-RS4872PD6	2,435	2,844
66 x 48 x 29½	1650 x 1200 x 752	N_NNN-RS4866PD6	2,390	2,778
60 x 48 x 29½	1500 x 1200 x 752	N_NNN-RS4860PD6	2,346	2,702
Specify the surface type (5, 6).				
84 x 48 x 29½	2100 x 1200 x 752	N_KNN-RS4884PD6	2,563	3,024
78 x 48 x 29½	1950 x 1200 x 752	N_KNN-RS4878PD6	2,524	2,965
72 x 48 x 29½	1800 x 1200 x 752	N_KNN-RS4872PD6	2,487	2,896
66 x 48 x 29½	1650 x 1200 x 752	N_KNN-RS4866PD6	2,443	2,836
60 x 48 x 29½	1500 x 1200 x 752	N_KNN-RS4860PD6	2,407	2,773

Knife edge (K). Specify the surface type (5, 6).

Rectangular surfaces, 1 strut, 1 slim metal leg – 42" D



W x D x H (in)	W x D x H (mm)	Code	All Laminate (\$)	HPL Surfaces (\$)
<i>Surface with strut. Meeting space. 1 grommet. 1 slim metal leg. Must use storage module 27" H (690 mm) as support. Can accommodate 1 modular modesty panel.</i>				
84 x 42 x 29½	2100 x 1050 x 752	N_NNN-RS4284PD6	2,174	2,576
78 x 42 x 29½	1950 x 1050 x 752	N_NNN-RS4278PD6	2,143	2,524
72 x 42 x 29½	1800 x 1050 x 752	N_NNN-RS4272PD6	2,116	2,471
66 x 42 x 29½	1650 x 1050 x 752	N_NNN-RS4266PD6	2,085	2,421
60 x 42 x 29½	1500 x 1050 x 752	N_NNN-RS4260PD6	2,056	2,369
Specify the surface type (1, 2).				
84 x 42 x 29½	2100 x 1050 x 752	N_NNN-RS4284PD6	2,369	2,778
78 x 42 x 29½	1950 x 1050 x 752	N_NNN-RS4278PD6	2,324	2,711
72 x 42 x 29½	1800 x 1050 x 752	N_NNN-RS4272PD6	2,286	2,644
66 x 42 x 29½	1650 x 1050 x 752	N_NNN-RS4266PD6	2,242	2,576
60 x 42 x 29½	1500 x 1050 x 752	N_NNN-RS4260PD6	2,203	2,510
Specify the surface type (5, 6).				
84 x 42 x 29½	2100 x 1050 x 752	N_KNN-RS4284PD6	2,481	2,889
78 x 42 x 29½	1950 x 1050 x 752	N_KNN-RS4278PD6	2,443	2,830
72 x 42 x 29½	1800 x 1050 x 752	N_KNN-RS4272PD6	2,407	2,773
66 x 42 x 29½	1650 x 1050 x 752	N_KNN-RS4266PD6	2,369	2,711
60 x 42 x 29½	1500 x 1050 x 752	N_KNN-RS4260PD6	2,331	2,644

Knife edge (K). Specify the surface type (5, 6).

W x D x H (in)	W x D x H (mm)	Code	All Laminate (\$)	HPL Surfaces (\$)
Rectangular surfaces, 1 strut, 1 slim metal leg – 36" D				
<i>Surface with strut. Meeting space. 1 grommet. 1 slim metal leg. Must use storage module 27" H (690 mm) as support. Can accommodate 1 modular modesty panel.</i>				
84 x 36 x 29½	2100 x 900 x 752	N_NNN-RS3684PD6	2,039	2,390
78 x 36 x 29½	1950 x 900 x 752	N_NNN-RS3678PD6	1,967	2,346
72 x 36 x 29½	1800 x 900 x 752	N_NNN-RS3672PD6	1,899	2,293
66 x 36 x 29½	1650 x 900 x 752	N_NNN-RS3666PD6	1,839	2,242
60 x 36 x 29½	1500 x 900 x 752	N_NNN-RS3660PD6	1,774	2,196
Specify the surface type (1, 2).				
84 x 36 x 29½	2100 x 900 x 752	N_NNN-RS3684PD6	2,203	2,563
78 x 36 x 29½	1950 x 900 x 752	N_NNN-RS3678PD6	2,122	2,500
72 x 36 x 29½	1800 x 900 x 752	N_NNN-RS3672PD6	2,039	2,443
66 x 36 x 29½	1650 x 900 x 752	N_NNN-RS3666PD6	1,967	2,384
60 x 36 x 29½	1500 x 900 x 752	N_NNN-RS3660PD6	1,884	2,324
Specify the surface type (5, 6).				
84 x 36 x 29½	2100 x 900 x 752	N_KNN-RS3684PD6	2,397	2,756
78 x 36 x 29½	1950 x 900 x 752	N_KNN-RS3678PD6	2,309	2,697
72 x 36 x 29½	1800 x 900 x 752	N_KNN-RS3672PD6	2,228	2,637
66 x 36 x 29½	1650 x 900 x 752	N_KNN-RS3666PD6	2,143	2,584
60 x 36 x 29½	1500 x 900 x 752	N_KNN-RS3660PD6	2,070	2,524
Knife edge (K). Specify the surface type (5, 6).				

W x D x H (in)	W x D x H (mm)	Code	All Laminate (\$)	HPL Surfaces (\$)
Rectangular surfaces, 1 strut, 1 slim metal leg – 30" D				
<i>Surface with strut. Meeting space. 1 grommet. 1 slim metal leg. Must use storage module 27" H (690 mm) as support. Can accommodate 1 modular modesty panel.</i>				
84 x 30 x 29½	2100 x 750 x 752	N_NNN-RS3084PD6	2,027	2,337
78 x 30 x 29½	1950 x 750 x 752	N_NNN-RS3078PD6	1,951	2,286
72 x 30 x 29½	1800 x 750 x 752	N_NNN-RS3072PD6	1,884	2,242
66 x 30 x 29½	1650 x 750 x 752	N_NNN-RS3066PD6	1,826	2,191
60 x 30 x 29½	1500 x 750 x 752	N_NNN-RS3060PD6	1,766	2,143
Specify the surface type (1, 2).				
84 x 30 x 29½	2100 x 750 x 752	N_NNN-RS3084PD6	2,173	2,487
78 x 30 x 29½	1950 x 750 x 752	N_NNN-RS3078PD6	2,085	2,428
72 x 30 x 29½	1800 x 750 x 752	N_NNN-RS3072PD6	2,011	2,369
66 x 30 x 29½	1650 x 750 x 752	N_NNN-RS3066PD6	1,928	2,309
60 x 30 x 29½	1500 x 750 x 752	N_NNN-RS3060PD6	1,854	2,248
Specify the surface type (5, 6).				
84 x 30 x 29½	2100 x 750 x 752	N_KNN-RS3084PD6	2,375	2,697
78 x 30 x 29½	1950 x 750 x 752	N_KNN-RS3078PD6	2,293	2,637
72 x 30 x 29½	1800 x 750 x 752	N_KNN-RS3072PD6	2,214	2,576
66 x 30 x 29½	1650 x 750 x 752	N_KNN-RS3066PD6	2,130	2,524
60 x 30 x 29½	1500 x 750 x 752	N_KNN-RS3060PD6	2,056	2,466
Knife edge (K). Specify the surface type (5, 6).				

W x D x H (in)	W x D x H (mm)	Code	All Laminate (\$)	HPL Surfaces (\$)
Rectangular surfaces, 1 strut, 1 slim metal leg – 24" D				
<i>Surface with strut. Meeting space. 1 grommet. 1 slim metal leg. Must use storage module 27" H (690 mm) as support. Can accommodate 1 modular modesty panel.</i>				
78 x 24 x 29½	1950 x 600 x 752	N_NNN-RS2478PD6	1,786	2,234
72 x 24 x 29½	1800 x 600 x 752	N_NNN-RS2472PD6	1,757	2,191
66 x 24 x 29½	1650 x 600 x 752	N_NNN-RS2466PD6	1,736	2,138
60 x 24 x 29½	1500 x 600 x 752	N_NNN-RS2460PD6	1,714	2,092
Specify the surface type (1, 2).				
78 x 24 x 29½	1950 x 600 x 752	N_NNN-RS2478PD6	1,891	2,354
72 x 24 x 29½	1800 x 600 x 752	N_NNN-RS2472PD6	1,854	2,293
66 x 24 x 29½	1650 x 600 x 752	N_NNN-RS2466PD6	1,826	2,242
60 x 24 x 29½	1500 x 600 x 752	N_NNN-RS2460PD6	1,795	2,181
Specify the surface type (5, 6).				
78 x 24 x 29½	1950 x 600 x 752	N_KNN-RS2478PD6	2,092	2,569
72 x 24 x 29½	1800 x 600 x 752	N_KNN-RS2472PD6	2,063	2,519
66 x 24 x 29½	1650 x 600 x 752	N_KNN-RS2466PD6	2,032	2,459
60 x 24 x 29½	1500 x 600 x 752	N_KNN-RS2460PD6	1,995	2,407
Knife edge (K). Specify the surface type (5, 6).				

RETURN-SURFACES

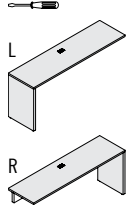
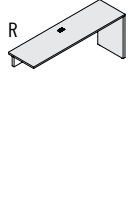

W x D x H (in)	W x D x H (mm)	Code	All Laminate (\$)	HPL Surfaces (\$)
Rectangular return-surfaces, 1 slim metal leg – 36" D				
<i>Must be secured to another surface. Meeting space. Can accommodate 1 modular modesty panel.</i>				
72 x 36 x 29½	1800 x 900 x 752	N_NNN-RS3672P	1,757	2,056
66 x 36 x 29½	1650 x 900 x 752	N_NNN-RS3666P	1,736	2,020
60 x 36 x 29½	1500 x 900 x 752	N_NNN-RS3660P	1,714	1,975
Specify the surface type (1, 2).				
72 x 36 x 29½	1800 x 900 x 752	N_NNN-RS3672P	1,899	2,203
66 x 36 x 29½	1650 x 900 x 752	N_NNN-RS3666P	1,870	2,153
60 x 36 x 29½	1500 x 900 x 752	N_NNN-RS3660P	1,839	2,101
Specify the surface type (5, 6).				
72 x 36 x 29½	1800 x 900 x 752	N_KNN-RS3672P	2,122	2,435
66 x 36 x 29½	1650 x 900 x 752	N_KNN-RS3666P	2,085	2,375
60 x 36 x 29½	1500 x 900 x 752	N_KNN-RS3660P	2,048	2,316
Knife edge (K). Specify the surface type (5, 6).				

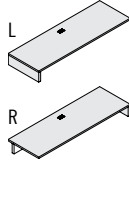
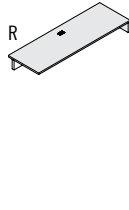

W x D x H (in)	W x D x H (mm)	Code	All Laminate (\$)	HPL Surfaces (\$)
Rectangular return-surfaces, 1 slim metal leg – 30" D				
<i>Must be secured to another surface. Meeting space. Can accommodate 1 modular modesty panel.</i>				
72 x 30 x 29½	1800 x 750 x 752	N_NNN-RS3072P	1,722	1,981
66 x 30 x 29½	1650 x 750 x 752	N_NNN-RS3066P	1,698	1,938
60 x 30 x 29½	1500 x 750 x 752	N_NNN-RS3060P	1,675	1,899
Specify the surface type (1, 2).				
72 x 30 x 29½	1800 x 750 x 752	N_NNN-RS3072P	1,832	2,101
66 x 30 x 29½	1650 x 750 x 752	N_NNN-RS3066P	1,809	2,048
60 x 30 x 29½	1500 x 750 x 752	N_NNN-RS3060P	1,779	2,003
Specify the surface type (5, 6).				
72 x 30 x 29½	1800 x 750 x 752	N_KNN-RS3072P	2,063	2,331
66 x 30 x 29½	1650 x 750 x 752	N_KNN-RS3066P	2,027	2,272
60 x 30 x 29½	1500 x 750 x 752	N_KNN-RS3060P	1,990	2,219
Knife edge (K). Specify the surface type (5, 6).				

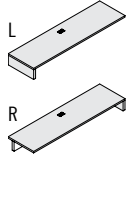
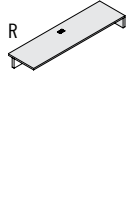

W x D x H (in)	W x D x H (mm)	Code	All Laminate (\$)	HPL Surfaces (\$)
Rectangular return-surfaces, 1 slim metal leg – 24" D				
<i>Must be secured to another surface. Meeting space. Can accommodate 1 modular modesty panel.</i>				
72 x 24 x 29½	1800 x 600 x 752	N_NNN-RS2472P	1,675	1,899
66 x 24 x 29½	1650 x 600 x 752	N_NNN-RS2466P	1,661	1,864
60 x 24 x 29½	1500 x 600 x 752	N_NNN-RS2460P	1,639	1,826
Specify the surface type (1, 2).				
72 x 24 x 29½	1800 x 600 x 752	N_NNN-RS2472P	1,766	1,995
66 x 24 x 29½	1650 x 600 x 752	N_NNN-RS2466P	1,742	1,951
60 x 24 x 29½	1500 x 600 x 752	N_NNN-RS2460P	1,727	1,907
Specify the surface type (5, 6).				
72 x 24 x 29½	1800 x 600 x 752	N_KNN-RS2472P	1,995	2,228
66 x 24 x 29½	1650 x 600 x 752	N_KNN-RS2466P	1,967	2,174
60 x 24 x 29½	1500 x 600 x 752	N_KNN-RS2460P	1,928	2,122
Knife edge (K). Specify the surface type (5, 6).				

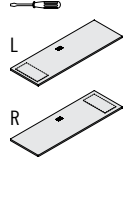


RETURNS

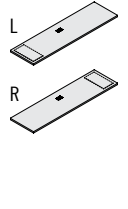


W x D x H (in)	W x D x H (mm)	Code	All Laminate (\$)	HPL Surfaces (\$)
Rectangular returns, short back, 1 long leg – 24" D				
<i>3" (75 mm) recessed short back. 1 grommet. Can accommodate 1 storage module 21" H (561 mm) and must be secured to another surface. Can accommodate 1 modular modesty panel.</i>				
72 x 24 x 29½	1800 x 600 x 752	N_N_N-R2472A5	932	1,172
66 x 24 x 29½	1650 x 600 x 752	N_N_N-R2466A5	905	1,132
60 x 24 x 29½	1500 x 600 x 752	N_N_N-R2460A5	881	1,096
54 x 24 x 29½	1350 x 600 x 752	N_N_N-R2454A5	864	1,048
48 x 24 x 29½	1200 x 600 x 752	N_N_N-R2448A5	830	1,006
Specify the surface type (1, 2). Specify left (L) or right (R).				
72 x 24 x 29½	1800 x 600 x 752	N_N_N-R2472A5	998	1,241
66 x 24 x 29½	1650 x 600 x 752	N_N_N-R2466A5	972	1,198
60 x 24 x 29½	1500 x 600 x 752	N_N_N-R2460A5	932	1,140
54 x 24 x 29½	1350 x 600 x 752	N_N_N-R2454A5	905	1,096
48 x 24 x 29½	1200 x 600 x 752	N_N_N-R2448A5	881	1,038
Specify the surface type (5, 6). Specify left (L) or right (R).				
72 x 24 x 29½	1800 x 600 x 752	N_K_N-R2472A5	1,268	1,510
66 x 24 x 29½	1650 x 600 x 752	N_K_N-R2466A5	1,241	1,467
60 x 24 x 29½	1500 x 600 x 752	N_K_N-R2460A5	1,216	1,426
54 x 24 x 29½	1350 x 600 x 752	N_K_N-R2454A5	1,172	1,370
48 x 24 x 29½	1200 x 600 x 752	N_K_N-R2448A5	1,146	1,325
Knife edge (K). Specify the surface type (5, 6). Specify left (L) or right (R).				

	W x D x H (in)	W x D x H (mm)	Code	All Laminate (\$)	HPL Surfaces (\$)
Rectangular returns, short back, 1 long leg – 24" D 	3" (75 mm) recessed short back. 1 grommet. Can accommodate 1 storage module 21" H (561 mm) and must be secured to another surface. Can accommodate 1 modular modesty panel.				
	72 x 20 x 29½	1800 x 500 x 752	N_N_N-R2072A5	905	1,114
	66 x 20 x 29½	1650 x 500 x 752	N_N_N-R2066A5	881	1,062
	60 x 20 x 29½	1500 x 500 x 752	N_N_N-R2060A5	864	1,033
	54 x 20 x 29½	1350 x 500 x 752	N_N_N-R2054A5	830	989
	48 x 20 x 29½	1200 x 500 x 752	N_N_N-R2048A5	810	948
Specify the surface type (1, 2). Specify left (L) or right (R).					
	72 x 20 x 29½	1800 x 500 x 752	N_N_N-R2072A5	948	1,159
	66 x 20 x 29½	1650 x 500 x 752	N_N_N-R2066A5	920	1,114
	60 x 20 x 29½	1500 x 500 x 752	N_N_N-R2060A5	896	1,062
	54 x 20 x 29½	1350 x 500 x 752	N_N_N-R2054A5	873	1,023
	48 x 20 x 29½	1200 x 500 x 752	N_N_N-R2048A5	837	989
	Specify the surface type (5, 6). Specify left (L) or right (R).				
	72 x 20 x 29½	1800 x 500 x 752	N_K_N-R2072A5	1,223	1,434
	66 x 20 x 29½	1650 x 500 x 752	N_K_N-R2066A5	1,198	1,382
	60 x 20 x 29½	1500 x 500 x 752	N_K_N-R2060A5	1,164	1,341
	54 x 20 x 29½	1350 x 500 x 752	N_K_N-R2054A5	1,140	1,306
	48 x 20 x 29½	1200 x 500 x 752	N_K_N-R2048A5	1,123	1,259
	Knife edge (K). Specify the surface type (5, 6). Specify left (L) or right (R).				

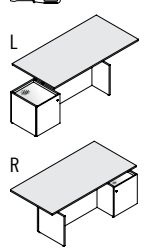
	W x D x H (in)	W x D x H (mm)	Code	All Laminate (\$)	HPL Surfaces (\$)
Rectangular returns, short back, 1 short leg – 24" D 	3" (75 mm) recessed short back. 1 grommet. Must use 1 storage module 21" H (561 mm) as support and be secured to another surface. Can accommodate 1 modular modesty panel.				
	72 x 24 x 7½	1800 x 600 x 191	N_N_N-R2472B5	823	1,056
	66 x 24 x 7½	1650 x 600 x 191	N_N_N-R2466B5	797	1,012
	60 x 24 x 7½	1500 x 600 x 191	N_N_N-R2460B5	772	980
	54 x 24 x 7½	1350 x 600 x 191	N_N_N-R2454B5	753	932
	48 x 24 x 7½	1200 x 600 x 191	N_N_N-R2448B5	722	890
Specify the surface type (1, 2). Specify left (L) or right (R).					
	72 x 24 x 7½	1800 x 600 x 191	N_N_N-R2472B5	881	1,114
	66 x 24 x 7½	1650 x 600 x 191	N_N_N-R2466B5	856	1,062
	60 x 24 x 7½	1500 x 600 x 191	N_N_N-R2460B5	823	1,012
	54 x 24 x 7½	1350 x 600 x 191	N_N_N-R2454B5	797	972
	48 x 24 x 7½	1200 x 600 x 191	N_N_N-R2448B5	772	920
	Specify the surface type (5, 6). Specify left (L) or right (R).				
	72 x 24 x 7½	1800 x 600 x 191	N_K_N-R2472B5	1,146	1,382
	66 x 24 x 7½	1650 x 600 x 191	N_K_N-R2466B5	1,123	1,341
	60 x 24 x 7½	1500 x 600 x 191	N_K_N-R2460B5	1,096	1,292
	54 x 24 x 7½	1350 x 600 x 191	N_K_N-R2454B5	1,062	1,241
	48 x 24 x 7½	1200 x 600 x 191	N_K_N-R2448B5	1,038	1,198
	Knife edge (K). Specify the surface type (5, 6). Specify left (L) or right (R).				

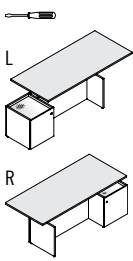
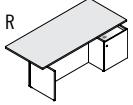
	W x D x H (in)	W x D x H (mm)	Code	All Laminate (\$)	HPL Surfaces (\$)
Rectangular returns, short back, 1 short leg – 20" D 	3" (75 mm) recessed short back. 1 grommet. Must use 1 storage module 21" H (561 mm) as support and be secured to another surface. Can accommodate 1 modular modesty panel.				
	72 x 20 x 7½	1800 x 500 x 191	N_N_N-R2072B5	797	1,006
	66 x 20 x 7½	1650 x 500 x 191	N_N_N-R2066B5	782	972
	60 x 20 x 7½	1500 x 500 x 191	N_N_N-R2060B5	760	932
	54 x 20 x 7½	1350 x 500 x 191	N_N_N-R2054B5	729	890
	48 x 20 x 7½	1200 x 500 x 191	N_N_N-R2048B5	713	856
Specify the surface type (1, 2). Specify left (L) or right (R).					
	72 x 20 x 7½	1800 x 500 x 191	N_N_N-R2072B5	856	1,048
	66 x 20 x 7½	1650 x 500 x 191	N_N_N-R2066B5	823	1,006
	60 x 20 x 7½	1500 x 500 x 191	N_N_N-R2060B5	797	972
	54 x 20 x 7½	1350 x 500 x 191	N_N_N-R2054B5	772	920
	48 x 20 x 7½	1200 x 500 x 191	N_N_N-R2048B5	747	881
	Specify the surface type (5, 6). Specify left (L) or right (R).				
	72 x 20 x 7½	1800 x 500 x 191	N_K_N-R2072B5	1,123	1,325
	66 x 20 x 7½	1650 x 500 x 191	N_K_N-R2066B5	1,096	1,274
	60 x 20 x 7½	1500 x 500 x 191	N_K_N-R2060B5	1,062	1,241
	54 x 20 x 7½	1350 x 500 x 191	N_K_N-R2054B5	1,038	1,198
	48 x 20 x 7½	1200 x 500 x 191	N_K_N-R2048B5	1,012	1,146
	Knife edge (K). Specify the surface type (5, 6). Specify left (L) or right (R).				

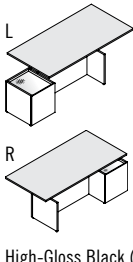
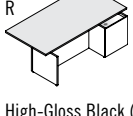
	W x D x H (in)	W x D x H (mm)	Code	All Laminate (\$)	HPL Surfaces (\$)
Returns, 1 strut – 24" D 	Surface with strut. 1 grommet. Must use storage module 27" H (690 mm) as support and be secured to another surface. Can accommodate 1 modular modesty panel.				
	72 x 24 x 2½	1800 x 600 x 63,5	N_N_N-R2472D6	575	746
	66 x 24 x 2½	1650 x 600 x 63,5	N_N_N-R2466D6	557	714
	60 x 24 x 2½	1500 x 600 x 63,5	N_N_N-R2460D6	545	685
	54 x 24 x 2½	1350 x 600 x 63,5	N_N_N-R2454D6	530	655
	48 x 24 x 2½	1200 x 600 x 63,5	N_N_N-R2448D6	513	627
Specify the surface type (1, 2). Specify left (L) or right (R).					
	72 x 24 x 2½	1800 x 600 x 63,5	N_N_N-R2472D6	679	841
	66 x 24 x 2½	1650 x 600 x 63,5	N_N_N-R2466D6	647	804
	60 x 24 x 2½	1500 x 600 x 63,5	N_N_N-R2460D6	627	775
	54 x 24 x 2½	1350 x 600 x 63,5	N_N_N-R2454D6	604	738
	48 x 24 x 2½	1200 x 600 x 63,5	N_N_N-R2448D6	580	699
	Specify the surface type (5, 6). Specify left (L) or right (R).				
	72 x 24 x 2½	1800 x 600 x 63,5	N_K_N-R2472D6	887	1,057
	66 x 24 x 2½	1650 x 600 x 63,5	N_K_N-R2466D6	857	1,011
	60 x 24 x 2½	1500 x 600 x 63,5	N_K_N-R2460D6	828	970
	54 x 24 x 2½	1350 x 600 x 63,5	N_K_N-R2454D6	797	916
	48 x 24 x 2½	1200 x 600 x 63,5	N_K_N-R2448D6	766	872
	Knife edge (K). Specify the surface type (5, 6). Specify left (L) or right (R).				

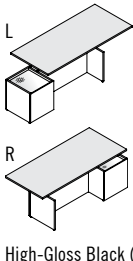
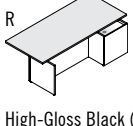
	W x D x H (in)	W x D x H (mm)	Code	All Laminate (\$)	HPL Surfaces (\$)
Returns, 1 strut – 20" D 	Surface with strut. 1 grommet. Must use storage module 27" H (690 mm) as support and be secured to another surface. Can accommodate 1 modular modesty panel.				
	72 x 20 x 2½	1800 x 500 x 63,5	N_N_N-R2072D6	537	685
	66 x 20 x 2½	1650 x 500 x 63,5	N_N_N-R2066D6	530	655
	60 x 20 x 2½	1500 x 500 x 63,5	N_N_N-R2060D6	513	633
	54 x 20 x 2½	1350 x 500 x 63,5	N_N_N-R2054D6	499	604
	48 x 20 x 2½	1200 x 500 x 63,5	N_N_N-R2048D6	483	575
Specify the surface type (1, 2). Specify left (L) or right (R).					
	72 x 20 x 2½	1800 x 500 x 63,5	N_N_N-R2072D6	633	775
	66 x 20 x 2½	1650 x 500 x 63,5	N_N_N-R2066D6	617	746
	60 x 20 x 2½	1500 x 500 x 63,5	N_N_N-R2060D6	594	707
	54 x 20 x 2½	1350 x 500 x 63,5	N_N_N-R2054D6	575	679
	48 x 20 x 2½	1200 x 500 x 63,5	N_N_N-R2048D6	551	642
	Specify the surface type (5, 6). Specify left (L) or right (R).				
	72 x 20 x 2½	1800 x 500 x 63,5	N_K_N-R2072D6	835	976
	66 x 20 x 2½	1650 x 500 x 63,5	N_K_N-R2066D6	810	932
	60 x 20 x 2½	1500 x 500 x 63,5	N_K_N-R2060D6	783	887
	54 x 20 x 2½	1350 x 500 x 63,5	N_K_N-R2054D6	752	841
	48 x 20 x 2½	1200 x 500 x 63,5	N_K_N-R2048D6	723	804
	Knife edge (K). Specify the surface type (5, 6). Specify left (L) or right (R).				

ELECTRIC HEIGHT ADJUSTABLE DESKS AND RETURNS

	W x D x H (in)	W x D x H (mm)	Code	All Laminate (\$)	HPL Surfaces (\$)	
Electric height adjustable desks with 21" H file storage module – 36" D 	Laminate base with metal back. Meeting space. Height adjustable from 26" to 44" H (661 to 1118 mm). Open space with felt liner to store small objects. Removable inside panel for wire management. Maximum weight capacity: 100 lbs (45 kg). 10" W (3048 mm) cable with cord. 1 file drawer with soft-close. Lock. To add a grommet/electrical module, refer to Standardized specials on page 15.					
	92 x 36 x 26-43½	2300 x 900 x 661-1105	N_N_N-RT3684FG	6,255	6,702	
	86 x 36 x 26-43½	2150 x 900 x 661-1105	N_N_N-RT3678FG	6,218	6,645	
	80 x 36 x 26-43½	2000 x 900 x 661-1105	N_N_N-RT3672FG	6,173	6,592	
	74 x 36 x 26-43½	1850 x 900 x 661-1105	N_N_N-RT3666FG	6,138	6,533	
	Specify the surface type (5, 6). Specify left (L) or right (R). Specify the drawer front finish (B, W, N) Specify metal back color (K, W).					
	92 x 36 x 26-43½	2300 x 900 x 661-1105	N_K_N-RT3684FG	6,450	6,902	
	86 x 36 x 26-43½	2150 x 900 x 661-1105	N_K_N-RT3678FG	6,412	6,843	
	80 x 36 x 26-43½	2000 x 900 x 661-1105	N_K_N-RT3672FG	6,366	6,785	
	74 x 36 x 26-43½	1850 x 900 x 661-1105	N_K_N-RT3666FG	6,330	6,732	
Knife edge (K). Specify the surface type (5, 6). Specify left (L) or right (R). Specify the drawer front finish (B, W, N) Specify metal back color (K, W).						
High-Gloss Black (B) or High-Gloss White (W) drawer front finish option: add \$84.						

	W x D x H (in)	W x D x H (mm)	Code	All Laminate (\$)	HPL Surfaces (\$)
Electric height adjustable desks with 21" H file storage module - 32" D 	<i>Laminate base with metal back. Meeting space. Height adjustable from 26" to 44" H (661 to 1118 mm). Open space with felt liner to store small objects. Removable inside panel for wire management. Maximum weight capacity: 100 lbs (45 kg). 10' W (3048 mm) cable with cord. 1 file drawer with soft-close. Lock. To add a grommet/electrical module, refer to Standardized specials on page 15.</i>				
	92 x 32 x 26-43½	2300 x 800 x 661-1105	N_N_-RT3284FG	6,212	6,628
	86 x 32 x 26-43½	2150 x 800 x 661-1105	N_N_-RT3278FG	6,167	6,569
	80 x 32 x 26-43½	2000 x 800 x 661-1105	N_N_-RT3272FG	6,129	6,516
	74 x 32 x 26-43½	1850 x 800 x 661-1105	N_N_-RT3266FG	6,092	6,457
Specify the surface type (5, 6). Specify left (L) or right (R). Specify the drawer front finish (B, W, N) Specify metal back color (K, W).					
	92 x 32 x 26-43½	2300 x 800 x 661-1105	N_K_-RT3284FG	6,404	6,831
	86 x 32 x 26-43½	2150 x 800 x 661-1105	N_K_-RT3278FG	6,360	6,768
	80 x 32 x 26-43½	2000 x 800 x 661-1105	N_K_-RT3272FG	6,322	6,709
	74 x 32 x 26-43½	1850 x 800 x 661-1105	N_K_-RT3266FG	6,278	6,650
	Knife edge (K). Specify the surface type (5, 6). Specify left (L) or right (R). Specify the drawer front finish (B, W, N) Specify metal back color (K, W).				

	W x D x H (in)	W x D x H (mm)	Code	All Laminate (\$)	HPL Surfaces (\$)
Electric height adjustable desks - 36" D 	<i>Laminate base with metal back. Meeting space. Height adjustable from 26" to 44" H (661 to 1118 mm). Open space with felt liner to store small objects. Removable inside panel for wire management. Maximum weight capacity: 100 lbs (45 kg). 10' W (3048 mm) cable with cord. To add a grommet/electrical module, refer to Standardized specials on page 15.</i>				
	92 x 36 x 26-43½	2300 x 900 x 661-1105	N_N_-RT3684SG	6,077	6,522
	86 x 36 x 26-43½	2150 x 900 x 661-1105	N_N_-RT3678SG	6,039	6,464
	80 x 36 x 26-43½	2000 x 900 x 661-1105	N_N_-RT3672SG	6,003	6,404
	74 x 36 x 26-43½	1850 x 900 x 661-1105	N_N_-RT3666SG	5,965	6,352
Specify the surface type (5, 6). Specify left (L) or right (R). Specify the inside casing front finish (B, W, N) Specify metal back color (K, W).					
	92 x 36 x 26-43½	2300 x 900 x 661-1105	N_K_-RT3684SG	6,278	6,725
	86 x 36 x 26-43½	2150 x 900 x 661-1105	N_K_-RT3678SG	6,232	6,666
	80 x 36 x 26-43½	2000 x 900 x 661-1105	N_K_-RT3672SG	6,195	6,606
	74 x 36 x 26-43½	1850 x 900 x 661-1105	N_K_-RT3666SG	6,151	6,546
	Knife edge (K). Specify the surface type (5, 6). Specify left (L) or right (R). Specify the inside casing front finish (B, W, N) Specify metal back color (K, W).				

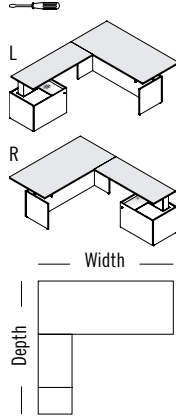
	W x D x H (in)	W x D x H (mm)	Code	All Laminate (\$)	HPL Surfaces (\$)
Electric height adjustable desks - 32" D 	<i>Laminate base with metal back. Meeting space. Height adjustable from 26" to 44" H (661 to 1118 mm). Open space with felt liner to store small objects. Removable inside panel for wire management. Maximum weight capacity: 100 lbs (45 kg). 10' W (3048 mm) cable with cord. To add a grommet/electrical module, refer to Standardized specials on page 15.</i>				
	92 x 32 x 26-43½	2300 x 800 x 661-1105	N_N_-RT3284SG	6,033	6,450
	86 x 32 x 26-43½	2150 x 800 x 661-1105	N_N_-RT3278SG	5,996	6,390
	80 x 32 x 26-43½	2000 x 800 x 661-1105	N_N_-RT3272SG	5,957	6,330
	74 x 32 x 26-43½	1850 x 800 x 661-1105	N_N_-RT3266SG	5,913	6,278
Specify the surface type (5, 6). Specify left (L) or right (R). Specify the inside casing front finish (B, W, N) Specify metal back color (K, W).					
	92 x 32 x 26-43½	2300 x 800 x 661-1105	N_K_-RT3284SG	6,225	6,645
	86 x 32 x 26-43½	2150 x 800 x 661-1105	N_K_-RT3278SG	6,190	6,592
	80 x 32 x 26-43½	2000 x 800 x 661-1105	N_K_-RT3272SG	6,144	6,533
	74 x 32 x 26-43½	1850 x 800 x 661-1105	N_K_-RT3266SG	6,108	6,471
	Knife edge (K). Specify the surface type (5, 6). Specify left (L) or right (R). Specify the inside casing finish (B, W, N) Specify metal back color (K, W).				

High-Gloss Black (B) or High-Gloss White (W) drawer front finish option: add \$84.

High-Gloss Black (B) or High-Gloss White (W) return drawer front finish option: add \$127.

High-Gloss Black (B) or High-Gloss White (W) inside housing front finish option: add \$84.

High-Gloss Black (B) or High-Gloss White (W) inside housing front finish option: add \$84.

	W x D x H (in)	W x D x H (mm)	Code	All Laminate (\$)	HPL Surfaces (\$)
L-shaped electric height adjustable desks with 24" D return and 21" H file storage module 	<i>Laminate base with metal back. Meeting space. Height adjustable from 26" to 44" H (661 to 1118 mm). 1 return with file drawer and soft-close. Lock. Open space with felt liner to store small objects. Removable inside panel for wire management. Maximum weight capacity: 100 lbs (45 kg). 10' W (3048 mm) cable with cord. To add a grommet/electrical module, refer to Standardized specials on page 15.</i>				
	84 x 102 x 26-43½	2100 x 2550 x 661-1105	N_N_-RTL8410224FG	9,817	10,389
	84 x 96 x 26-43½	2100 x 2400 x 661-1105	N_N_-RTL849624FG	9,794	10,360
	84 x 90 x 26-43½	2100 x 2250 x 661-1105	N_N_-RTL849024FG	9,770	10,329
	84 x 84 x 26-43½	2100 x 2100 x 661-1105	N_N_-RTL848424FG	9,749	10,306
	84 x 78 x 26-43½	2100 x 1950 x 661-1105	N_N_-RTL847824FG	9,733	10,277
	84 x 72 x 26-43½	2100 x 1800 x 661-1105	N_N_-RTL847224FG	9,712	10,245
	78 x 102 x 26-43½	1950 x 2550 x 661-1105	N_N_-RTL7810224FG	9,764	10,314
	78 x 96 x 26-43½	1950 x 2400 x 661-1105	N_N_-RTL789624FG	9,740	10,282
	78 x 90 x 26-43½	1950 x 2250 x 661-1105	N_N_-RTL789024FG	9,720	10,264
	78 x 84 x 26-43½	1950 x 2100 x 661-1105	N_N_-RTL788424FG	9,696	10,230
	78 x 78 x 26-43½	1950 x 1950 x 661-1105	N_N_-RTL787824FG	9,674	10,202
	78 x 72 x 26-43½	1950 x 1800 x 661-1105	N_N_-RTL787224FG	9,650	10,180
	72 x 102 x 26-43½	1800 x 2550 x 661-1105	N_N_-RTL7210224FG	9,702	10,245
	72 x 96 x 26-43½	1800 x 2400 x 661-1105	N_N_-RTL729624FG	9,688	10,218
	72 x 90 x 26-43½	1800 x 2250 x 661-1105	N_N_-RTL729024FG	9,668	10,188
	72 x 84 x 26-43½	1800 x 2100 x 661-1105	N_N_-RTL728424FG	9,645	10,166
	72 x 78 x 26-43½	1800 x 1950 x 661-1105	N_N_-RTL727824FG	9,622	10,135
	72 x 72 x 26-43½	1800 x 1800 x 661-1105	N_N_-RTL727224FG	9,598	10,107
	66 x 102 x 26-43½	1650 x 2550 x 661-1105	N_N_-RTL6610224FG	9,650	10,172
	66 x 96 x 26-43½	1650 x 2400 x 661-1105	N_N_-RTL669624FG	9,629	10,143
66 x 90 x 26-43½	1650 x 2250 x 661-1105	N_N_-RTL669024FG	9,609	10,121	
66 x 84 x 26-43½	1650 x 2100 x 661-1105	N_N_-RTL668424FG	9,592	10,090	
66 x 78 x 26-43½	1650 x 1950 x 661-1105	N_N_-RTL667824FG	9,570	10,062	
66 x 72 x 26-43½	1650 x 1800 x 661-1105	N_N_-RTL667224FG	9,546	10,038	

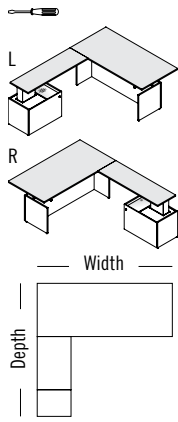
	W x D x H (in)	W x D x H (mm)	Code	All Laminate (\$)	HPL Surfaces (\$)
Specify the surface type (5, 6). Specify left (L) or right (R). Specify the return drawer finish (B, W, N). Specify metal back color (K, W).					
84 x 102 x 26-43½	2100 x 2550 x 661-1105	N_K_-RTL8410224FG	10,188	10,778	
84 x 96 x 26-43½	2100 x 2400 x 661-1105	N_K_-RTL849624FG	10,166	10,744	
84 x 90 x 26-43½	2100 x 2250 x 661-1105	N_K_-RTL849024FG	10,143	10,716	
84 x 84 x 26-43½	2100 x 2100 x 661-1105	N_K_-RTL848424FG	10,121	10,686	
84 x 78 x 26-43½	2100 x 1950 x 661-1105	N_K_-RTL847824FG	10,096	10,657	
84 x 72 x 26-43½	2100 x 1800 x 661-1105	N_K_-RTL847224FG	10,076	10,634	
78 x 102 x 26-43½	1950 x 2550 x 661-1105	N_K_-RTL7810224FG	10,135	10,703	
78 x 96 x 26-43½	1950 x 2400 x 661-1105	N_K_-RTL789624FG	10,114	10,671	
78 x 90 x 26-43½	1950 x 2250 x 661-1105	N_K_-RTL789024FG	10,090	10,642	
78 x 84 x 26-43½	1950 x 2100 x 661-1105	N_K_-RTL788424FG	10,068	10,614	
78 x 78 x 26-43½	1950 x 1950 x 661-1105	N_K_-RTL787824FG	10,046	10,590	
78 x 72 x 26-43½	1950 x 1800 x 661-1105	N_K_-RTL787224FG	10,024	10,561	
72 x 102 x 26-43½	1800 x 2550 x 661-1105	N_K_-RTL7210224FG	10,076	10,627	
72 x 96 x 26-43½	1800 x 2400 x 661-1105	N_K_-RTL729624FG	10,055	10,597	
72 x 90 x 26-43½	1800 x 2250 x 661-1105	N_K_-RTL729024FG	10,031	10,567	
72 x 84 x 26-43½	1800 x 2100 x 661-1105	N_K_-RTL728424FG	10,010	10,537	
72 x 78 x 26-43½	1800 x 1950 x 661-1105	N_K_-RTL727824FG	9,986	10,515	
72 x 72 x 26-43½	1800 x 1800 x 661-1105	N_K_-RTL727224FG	9,963	10,485	
66 x 102 x 26-43½	1650 x 2550 x 661-1105	N_K_-RTL6610224FG	10,024	10,554	
66 x 96 x 26-43½	1650 x 2400 x 661-1105	N_K_-RTL669624FG	10,002	10,522	
66 x 90 x 26-43½	1650 x 2250 x 661-1105	N_K_-RTL669024FG	9,979	10,492	
66 x 84 x 26-43½	1650 x 2100 x 661-1105	N_K_-RTL668424FG	9,957	10,471	
66 x 78 x 26-43½	1650 x 1950 x 661-1105	N_K_-RTL667824FG	9,934	10,440	
66 x 72 x 26-43½	1650 x 1800 x 661-1105	N_K_-RTL667224FG	9,912	10,411	

High-Gloss Black (B) or High-Gloss White (W) return drawer front finish option: add \$127.

High-Gloss Black (B) or High-Gloss White (W) inside housing front finish option: add \$84.

High-Gloss Black (B) or High-Gloss White (W) inside housing front finish option: add \$84.

L-shaped electric height adjustable desks with 20" D return and 21" H file storage module



High-Gloss Black (B) or High-Gloss White (W) return drawer front finish option: add \$127.

Laminate base with metal back. Meeting space. Height adjustable from 26" to 44" H (661 to 1118 mm). 1 return with file drawer and soft-close. Lock. Open space with felt liner to store small objects. Removable inside panel for wire management. Maximum weight capacity: 100 lbs (45 kg). 10' W (3048 mm) cable with cord. To add a grommet/electrical module, refer to Standardized specials on page 15.

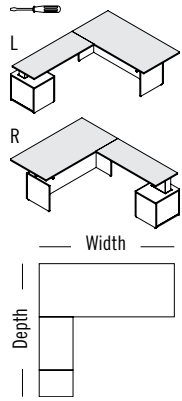
W x D x H (in)	W x D x H (mm)	Code	All Laminate Surfaces (\$)	HPL Surfaces (\$)
84 x 102 x 26-43½	2100 x 2550 x 661-1105	N N -RTL8410220FG	9,764	10,329
84 x 96 x 26-43½	2100 x 2400 x 661-1105	N N -RTL849620FG	9,740	10,299
84 x 90 x 26-43½	2100 x 2250 x 661-1105	N N -RTL849020FG	9,720	10,277
84 x 84 x 26-43½	2100 x 2100 x 661-1105	N N -RTL848420FG	9,696	10,245
84 x 78 x 26-43½	2100 x 1950 x 661-1105	N N -RTL847820FG	9,674	10,218
84 x 72 x 26-43½	2100 x 1800 x 661-1105	N N -RTL847220FG	9,650	10,195
78 x 102 x 26-43½	1950 x 2550 x 661-1105	N N -RTL7810220FG	9,726	10,277
78 x 96 x 26-43½	1950 x 2400 x 661-1105	N N -RTL789620FG	9,702	10,245
78 x 90 x 26-43½	1950 x 2250 x 661-1105	N N -RTL789020FG	9,682	10,225
78 x 84 x 26-43½	1950 x 2100 x 661-1105	N N -RTL788420FG	9,660	10,195
78 x 78 x 26-43½	1950 x 1950 x 661-1105	N N -RTL787820FG	9,637	10,166
78 x 72 x 26-43½	1950 x 1800 x 661-1105	N N -RTL787220FG	9,622	10,143
72 x 102 x 26-43½	1800 x 2550 x 661-1105	N N -RTL7210220FG	9,688	10,225
72 x 96 x 26-43½	1800 x 2400 x 661-1105	N N -RTL729620FG	9,668	10,195
72 x 90 x 26-43½	1800 x 2250 x 661-1105	N N -RTL729020FG	9,645	10,172
72 x 84 x 26-43½	1800 x 2100 x 661-1105	N N -RTL728420FG	9,622	10,143
72 x 78 x 26-43½	1800 x 1950 x 661-1105	N N -RTL727820FG	9,609	10,114
72 x 72 x 26-43½	1800 x 1800 x 661-1105	N N -RTL727220FG	9,585	10,090
66 x 102 x 26-43½	1650 x 2550 x 661-1105	N N -RTL6610220FG	9,650	10,172
66 x 96 x 26-43½	1650 x 2400 x 661-1105	N N -RTL669620FG	9,629	10,143
66 x 90 x 26-43½	1650 x 2250 x 661-1105	N N -RTL669020FG	9,609	10,121
66 x 84 x 26-43½	1650 x 2100 x 661-1105	N N -RTL668420FG	9,592	10,090
66 x 78 x 26-43½	1650 x 1950 x 661-1105	N N -RTL667820FG	9,570	10,062
66 x 72 x 26-43½	1650 x 1800 x 661-1105	N N -RTL667220FG	9,546	10,038

Specify the surface type (5, 6). Specify left (L) or right (R). Specify the return drawer front finish (B, W, N). Specify metal back color (K, W).

84 x 102 x 26-43½	2100 x 2550 x 661-1105	N K -RTL8410220FG	10,135	10,716
84 x 96 x 26-43½	2100 x 2400 x 661-1105	N K -RTL849620FG	10,114	10,686
84 x 90 x 26-43½	2100 x 2250 x 661-1105	N K -RTL849020FG	10,090	10,657
84 x 84 x 26-43½	2100 x 2100 x 661-1105	N K -RTL848420FG	10,068	10,627
84 x 78 x 26-43½	2100 x 1950 x 661-1105	N K -RTL847820FG	10,046	10,604
84 x 72 x 26-43½	2100 x 1800 x 661-1105	N K -RTL847220FG	10,024	10,575
78 x 102 x 26-43½	1950 x 2550 x 661-1105	N K -RTL7810220FG	10,096	10,657
78 x 96 x 26-43½	1950 x 2400 x 661-1105	N K -RTL789620FG	10,076	10,634
78 x 90 x 26-43½	1950 x 2250 x 661-1105	N K -RTL789020FG	10,055	10,604
78 x 84 x 26-43½	1950 x 2100 x 661-1105	N K -RTL788420FG	10,031	10,575
78 x 78 x 26-43½	1950 x 1950 x 661-1105	N K -RTL787820FG	10,010	10,545
78 x 72 x 26-43½	1950 x 1800 x 661-1105	N K -RTL787220FG	9,986	10,522
72 x 102 x 26-43½	1800 x 2550 x 661-1105	N K -RTL7210220FG	10,062	10,604
72 x 96 x 26-43½	1800 x 2400 x 661-1105	N K -RTL729620FG	10,038	10,575
72 x 90 x 26-43½	1800 x 2250 x 661-1105	N K -RTL729020FG	10,015	10,554
72 x 84 x 26-43½	1800 x 2100 x 661-1105	N K -RTL728420FG	9,992	10,522
72 x 78 x 26-43½	1800 x 1950 x 661-1105	N K -RTL727820FG	9,974	10,492
72 x 72 x 26-43½	1800 x 1800 x 661-1105	N K -RTL727220FG	9,950	10,463
66 x 102 x 26-43½	1650 x 2550 x 661-1105	N K -RTL6610220FG	10,015	10,554
66 x 96 x 26-43½	1650 x 2400 x 661-1105	N K -RTL669620FG	10,002	10,522
66 x 90 x 26-43½	1650 x 2250 x 661-1105	N K -RTL669020FG	9,979	10,492
66 x 84 x 26-43½	1650 x 2100 x 661-1105	N K -RTL668420FG	9,957	10,471
66 x 78 x 26-43½	1650 x 1950 x 661-1105	N K -RTL667820FG	9,934	10,440
66 x 72 x 26-43½	1650 x 1800 x 661-1105	N K -RTL667220FG	9,912	10,411

Knife edge (K). Specify the surface type (5, 6). Specify left (L) or right (R). Specify the return drawer front finish (B, W, N). Specify metal back color (K, W).

L-shaped electric height adjustable desks with 24" D return



High-Gloss Black (B) or High-Gloss White (W) return inside housing front finish option: add \$127.

Laminate base with metal back. Meeting space. Height adjustable from 26" to 44" H (661 to 1118 mm). Removable inside panel for wire management. Maximum weight capacity: 100 lbs (45 kg). 10' W (3048 mm) cable with cord. To add a grommet/electrical module, refer to Standardized specials on page 15.

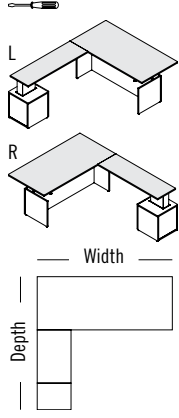
W x D x H (in)	W x D x H (mm)	Code	All Laminate Surfaces (\$)	HPL Surfaces (\$)
84 x 102 x 26-43½	2100 x 2550 x 661-1105	N N -RTL8410224SG	9,570	10,128
84 x 96 x 26-43½	2100 x 2400 x 661-1105	N N -RTL849624SG	9,546	10,096
84 x 90 x 26-43½	2100 x 2250 x 661-1105	N N -RTL849024SG	9,524	10,076
84 x 84 x 26-43½	2100 x 2100 x 661-1105	N N -RTL848424SG	9,502	10,046
84 x 78 x 26-43½	2100 x 1950 x 661-1105	N N -RTL847824SG	9,481	10,015
84 x 72 x 26-43½	2100 x 1800 x 661-1105	N N -RTL847224SG	9,459	9,992
78 x 102 x 26-43½	1950 x 2550 x 661-1105	N N -RTL7810224SG	9,511	10,055
78 x 96 x 26-43½	1950 x 2400 x 661-1105	N N -RTL789624SG	9,486	10,031
78 x 90 x 26-43½	1950 x 2250 x 661-1105	N N -RTL789024SG	9,473	10,002
78 x 84 x 26-43½	1950 x 2100 x 661-1105	N N -RTL788424SG	9,449	9,974
78 x 78 x 26-43½	1950 x 1950 x 661-1105	N N -RTL787824SG	9,429	9,950
78 x 72 x 26-43½	1950 x 1800 x 661-1105	N N -RTL787224SG	9,405	9,921
72 x 102 x 26-43½	1800 x 2550 x 661-1105	N N -RTL7210224SG	9,459	9,986
72 x 96 x 26-43½	1800 x 2400 x 661-1105	N N -RTL729624SG	9,435	9,957
72 x 90 x 26-43½	1800 x 2250 x 661-1105	N N -RTL729024SG	9,413	9,928
72 x 84 x 26-43½	1800 x 2100 x 661-1105	N N -RTL728424SG	9,392	9,904
72 x 78 x 26-43½	1800 x 1950 x 661-1105	N N -RTL727824SG	9,368	9,875
72 x 72 x 26-43½	1800 x 1800 x 661-1105	N N -RTL727224SG	9,353	9,845
66 x 102 x 26-43½	1650 x 2550 x 661-1105	N N -RTL6610224SG	9,405	9,912
66 x 96 x 26-43½	1650 x 2400 x 661-1105	N N -RTL669624SG	9,383	9,890
66 x 90 x 26-43½	1650 x 2250 x 661-1105	N N -RTL669024SG	9,362	9,861
66 x 84 x 26-43½	1650 x 2100 x 661-1105	N N -RTL668424SG	9,339	9,832
66 x 78 x 26-43½	1650 x 1950 x 661-1105	N N -RTL667824SG	9,318	9,808
66 x 72 x 26-43½	1650 x 1800 x 661-1105	N N -RTL667224SG	9,293	9,778

Specify the surface type (5, 6). Specify left (L) or right (R). Specify the return inside housing front finish (B, W, N). Specify metal back color (K, W).

84 x 102 x 26-43½	2100 x 2550 x 661-1105	N K -RTL8410224SG	9,941	10,515
84 x 96 x 26-43½	2100 x 2400 x 661-1105	N K -RTL849624SG	9,921	10,485
84 x 90 x 26-43½	2100 x 2250 x 661-1105	N K -RTL849024SG	9,898	10,456
84 x 84 x 26-43½	2100 x 2100 x 661-1105	N K -RTL848424SG	9,875	10,433
84 x 78 x 26-43½	2100 x 1950 x 661-1105	N K -RTL847824SG	9,852	10,405
84 x 72 x 26-43½	2100 x 1800 x 661-1105	N K -RTL847224SG	9,832	10,375
78 x 102 x 26-43½	1950 x 2550 x 661-1105	N K -RTL7810224SG	9,881	10,440
78 x 96 x 26-43½	1950 x 2400 x 661-1105	N K -RTL789624SG	9,861	10,411
78 x 90 x 26-43½	1950 x 2250 x 661-1105	N K -RTL789024SG	9,837	10,380
78 x 84 x 26-43½	1950 x 2100 x 661-1105	N K -RTL788424SG	9,817	10,360
78 x 78 x 26-43½	1950 x 1950 x 661-1105	N K -RTL787824SG	9,794	10,329
78 x 72 x 26-43½	1950 x 1800 x 661-1105	N K -RTL787224SG	9,770	10,299
72 x 102 x 26-43½	1800 x 2550 x 661-1105	N K -RTL7210224SG	9,832	10,367
72 x 96 x 26-43½	1800 x 2400 x 661-1105	N K -RTL729624SG	9,808	10,337
72 x 90 x 26-43½	1800 x 2250 x 661-1105	N K -RTL729024SG	9,786	10,306
72 x 84 x 26-43½	1800 x 2100 x 661-1105	N K -RTL728424SG	9,764	10,282
72 x 78 x 26-43½	1800 x 1950 x 661-1105	N K -RTL727824SG	9,740	10,255
72 x 72 x 26-43½	1800 x 1800 x 661-1105	N K -RTL727224SG	9,720	10,225
66 x 102 x 26-43½	1650 x 2550 x 661-1105	N K -RTL6610224SG	9,770	10,293
66 x 96 x 26-43½	1650 x 2400 x 661-1105	N K -RTL669624SG	9,749	10,264
66 x 90 x 26-43½	1650 x 2250 x 661-1105	N K -RTL669024SG	9,726	10,240
66 x 84 x 26-43½	1650 x 2100 x 661-1105	N K -RTL668424SG	9,702	10,211
66 x 78 x 26-43½	1650 x 1950 x 661-1105	N K -RTL667824SG	9,682	10,180
66 x 72 x 26-43½	1650 x 1800 x 661-1105	N K -RTL667224SG	9,660	10,149

Knife edge (K). Specify the surface type (5, 6). Specify left (L) or right (R). Specify the return inside housing front finish (B, W, N). Specify metal back color (K, W).

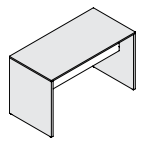
	W x D x H (in)	W x D x H (mm)	Code	All Laminate (\$)	HPL Surfaces (\$)
L-shaped electric height adjustable desks with 20" D return					
<i>Laminate base with metal back. Meeting space. Height adjustable from 26" to 44" H (661 to 1118 mm). Removable inside panel for wire management. Maximum weight capacity: 100 lbs (45 kg). 10' W (3048 mm) cable with cord. To add a grommet/electrical module, refer to Standardized specials on page 15.</i>					
	84 x 102 x 26-43½	2100 x 2550 x 661-1105	N_N -RTL8410220SG	9,517	10,085
	84 x 96 x 26-43½	2100 x 2400 x 661-1105	N_N -RTL849620SG	9,495	10,055
	84 x 90 x 26-43½	2100 x 2250 x 661-1105	N_N -RTL849020SG	9,481	10,024
	84 x 84 x 26-43½	2100 x 2100 x 661-1105	N_N -RTL848420SG	9,459	10,002
	84 x 78 x 26-43½	2100 x 1950 x 661-1105	N_N -RTL847820SG	9,435	9,974
	84 x 72 x 26-43½	2100 x 1800 x 661-1105	N_N -RTL847220SG	9,413	9,941
	78 x 102 x 26-43½	1950 x 2550 x 661-1105	N_N -RTL7810220SG	9,473	10,015
	78 x 96 x 26-43½	1950 x 2400 x 661-1105	N_N -RTL789620SG	9,449	9,986
	78 x 90 x 26-43½	1950 x 2250 x 661-1105	N_N -RTL789020SG	9,429	9,963
	78 x 84 x 26-43½	1950 x 2100 x 661-1105	N_N -RTL788420SG	9,405	9,934
	78 x 78 x 26-43½	1950 x 1950 x 661-1105	N_N -RTL787820SG	9,392	9,904
	78 x 72 x 26-43½	1950 x 1800 x 661-1105	N_N -RTL787220SG	9,368	9,881
	72 x 102 x 26-43½	1800 x 2550 x 661-1105	N_N -RTL7210220SG	9,429	9,950
	72 x 96 x 26-43½	1800 x 2400 x 661-1105	N_N -RTL729620SG	9,405	9,928
	72 x 90 x 26-43½	1800 x 2250 x 661-1105	N_N -RTL729020SG	9,383	9,898
	72 x 84 x 26-43½	1800 x 2100 x 661-1105	N_N -RTL728420SG	9,362	9,869
	72 x 78 x 26-43½	1800 x 1950 x 661-1105	N_N -RTL727820SG	9,339	9,845
	72 x 72 x 26-43½	1800 x 1800 x 661-1105	N_N -RTL727220SG	9,318	9,817
	66 x 102 x 26-43½	1650 x 2550 x 661-1105	N_N -RTL6610220SG	9,376	9,890
	66 x 96 x 26-43½	1650 x 2400 x 661-1105	N_N -RTL669620SG	9,353	9,861
	66 x 90 x 26-43½	1650 x 2250 x 661-1105	N_N -RTL669020SG	9,339	9,837
	66 x 84 x 26-43½	1650 x 2100 x 661-1105	N_N -RTL668420SG	9,318	9,808
	66 x 78 x 26-43½	1650 x 1950 x 661-1105	N_N -RTL667820SG	9,293	9,778
	66 x 72 x 26-43½	1650 x 1800 x 661-1105	N_N -RTL667220SG	9,271	9,757
	Specify the surface type (5, 6). Specify left (L) or right (R). Specify the return inside housing front finish (B, W, N). Specify metal back color (K, W).				
	84 x 102 x 26-43½	2100 x 2550 x 661-1105	N_K -RTL8410220SG	9,890	10,463
	84 x 96 x 26-43½	2100 x 2400 x 661-1105	N_K -RTL849620SG	9,869	10,433
	84 x 90 x 26-43½	2100 x 2250 x 661-1105	N_K -RTL849020SG	9,845	10,411
	84 x 84 x 26-43½	2100 x 2100 x 661-1105	N_K -RTL848420SG	9,823	10,380
	84 x 78 x 26-43½	2100 x 1950 x 661-1105	N_K -RTL847820SG	9,799	10,352
	84 x 72 x 26-43½	2100 x 1800 x 661-1105	N_K -RTL847220SG	9,778	10,323
	78 x 102 x 26-43½	1950 x 2550 x 661-1105	N_K -RTL7810220SG	9,845	10,396
	78 x 96 x 26-43½	1950 x 2400 x 661-1105	N_K -RTL789620SG	9,823	10,375
	78 x 90 x 26-43½	1950 x 2250 x 661-1105	N_K -RTL789020SG	9,799	10,344
	78 x 84 x 26-43½	1950 x 2100 x 661-1105	N_K -RTL788420SG	9,778	10,314
	78 x 78 x 26-43½	1950 x 1950 x 661-1105	N_K -RTL787820SG	9,757	10,282
	78 x 72 x 26-43½	1950 x 1800 x 661-1105	N_K -RTL787220SG	9,733	10,255
	72 x 102 x 26-43½	1800 x 2550 x 661-1105	N_K -RTL7210220SG	9,794	10,329
	72 x 96 x 26-43½	1800 x 2400 x 661-1105	N_K -RTL729620SG	9,770	10,306
	72 x 90 x 26-43½	1800 x 2250 x 661-1105	N_K -RTL729020SG	9,749	10,277
	72 x 84 x 26-43½	1800 x 2100 x 661-1105	N_K -RTL728420SG	9,726	10,245
	72 x 78 x 26-43½	1800 x 1950 x 661-1105	N_K -RTL727820SG	9,702	10,218
	72 x 72 x 26-43½	1800 x 1800 x 661-1105	N_K -RTL727220SG	9,682	10,195
	66 x 102 x 26-43½	1650 x 2550 x 661-1105	N_K -RTL6610220SG	9,749	10,269
	66 x 96 x 26-43½	1650 x 2400 x 661-1105	N_K -RTL669620SG	9,726	10,240
	66 x 90 x 26-43½	1650 x 2250 x 661-1105	N_K -RTL669020SG	9,702	10,211
	66 x 84 x 26-43½	1650 x 2100 x 661-1105	N_K -RTL668420SG	9,682	10,180
	66 x 78 x 26-43½	1650 x 1950 x 661-1105	N_K -RTL667820SG	9,660	10,163
	66 x 72 x 26-43½	1650 x 1800 x 661-1105	N_K -RTL667220SG	9,637	10,128
	Knife edge (K). Specify the surface type (5, 6). Specify left (L) or right (R). Specify the return inside housing front finish (B, W, N). Specify metal back color (K, W).				



High-Gloss Black (B) or High-Gloss White (W) return inside housing front finish option: add \$127.

Café Height Tables

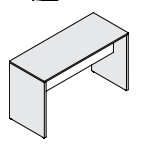
Café height tables - 36" D



High-Gloss Black (B) or High-Gloss White (W) modesty panels finish option: 96" to 72" W (2400 to 1800 mm): add \$503; 66" to 54" W (1650 to 1350 mm): add \$336.

	W x D x H (in)	W x D x H (mm)	Code	All Laminate (\$)	HPL Surfaces (\$)
<i>18" H (457 mm) modesty panels, recessed 1¼" (309 mm) on both sides. To add a grommet/electrical module, refer to Standardized specials on page 15.</i>					
	96 x 36 x 42	2400 x 900 x 1067	N_NN -RT369642A3	2,252	2,686
	90 x 36 x 42	2250 x 900 x 1067	N_NN -RT369042A3	2,203	2,623
	84 x 36 x 42	2100 x 900 x 1067	N_NN -RT368442A3	2,157	2,562
	78 x 36 x 42	1950 x 900 x 1067	N_NN -RT367842A3	2,108	2,505
	72 x 36 x 42	1800 x 900 x 1067	N_NN -RT367242A3	2,055	2,442
	66 x 36 x 42	1650 x 900 x 1067	N_NN -RT366642A3	1,998	2,381
	60 x 36 x 42	1500 x 900 x 1067	N_NN -RT366042A3	1,951	2,323
	54 x 36 x 42	1350 x 900 x 1067	N_NN -RT365442A3	1,895	2,260
	Specify the surface type (1, 2). Specify the modesty panels finish (B, W, N).				
	96 x 36 x 42	2400 x 900 x 1067	N_NN -RT369642A3	2,575	3,065
	90 x 36 x 42	2250 x 900 x 1067	N_NN -RT369042A3	2,514	2,996
	84 x 36 x 42	2100 x 900 x 1067	N_NN -RT368442A3	2,466	2,930
	78 x 36 x 42	1950 x 900 x 1067	N_NN -RT367842A3	2,411	2,866
	72 x 36 x 42	1800 x 900 x 1067	N_NN -RT367242A3	2,347	2,788
	66 x 36 x 42	1650 x 900 x 1067	N_NN -RT366642A3	2,282	2,720
	60 x 36 x 42	1500 x 900 x 1067	N_NN -RT366042A3	2,229	2,652
	54 x 36 x 42	1350 x 900 x 1067	N_NN -RT365442A3	2,172	2,584
	Specify the surface type (5, 6). Specify the modesty panels finish (B, W, N).				
	96 x 36 x 42	2400 x 900 x 1067	N_KN -RT369642A3	3,224	3,833
	90 x 36 x 42	2250 x 900 x 1067	N_KN -RT369042A3	3,145	3,744
	84 x 36 x 42	2100 x 900 x 1067	N_KN -RT368442A3	3,074	3,658
	78 x 36 x 42	1950 x 900 x 1067	N_KN -RT367842A3	3,011	3,579
	72 x 36 x 42	1800 x 900 x 1067	N_KN -RT367242A3	2,930	3,492
	66 x 36 x 42	1650 x 900 x 1067	N_KN -RT366642A3	2,861	3,397
	60 x 36 x 42	1500 x 900 x 1067	N_KN -RT366042A3	2,788	3,319
	54 x 36 x 42	1350 x 900 x 1067	N_KN -RT365442A3	2,709	3,229
	Knife edge (K). Specify the surface type (5, 6). Specify the modesty panels finish (B, W, N).				

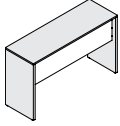
Café height tables - 30" D



High-Gloss Black (B) or High-Gloss White (W) modesty panels finish option: 96" to 72" W (2400 to 1800 mm): add \$503; 66" to 54" W (1650 to 1350 mm): add \$336.

	W x D x H (in)	W x D x H (mm)	Code	All Laminate (\$)	HPL Surfaces (\$)
<i>18" H (457 mm) modesty panels, recessed 1¼" (281 mm) on both sides. To add a grommet/electrical module, refer to Standardized specials on page 15.</i>					
	96 x 30 x 42	2400 x 750 x 1067	N_NN -RT309642A3	2,108	2,505
	90 x 30 x 42	2250 x 750 x 1067	N_NN -RT309042A3	2,055	2,450
	84 x 30 x 42	2100 x 750 x 1067	N_NN -RT308442A3	2,013	2,392
	78 x 30 x 42	1950 x 750 x 1067	N_NN -RT307842A3	1,967	2,347
	72 x 30 x 42	1800 x 750 x 1067	N_NN -RT307242A3	1,921	2,282
	66 x 30 x 42	1650 x 750 x 1067	N_NN -RT306642A3	1,874	2,229
	60 x 30 x 42	1500 x 750 x 1067	N_NN -RT306042A3	1,828	2,172
	54 x 30 x 42	1350 x 750 x 1067	N_NN -RT305442A3	1,778	2,108
	Specify the surface type (1, 2). Specify the modesty panels finish (B, W, N).				
	96 x 30 x 42	2400 x 750 x 1067	N_NN -RT309642A3	2,411	2,866
	90 x 30 x 42	2250 x 750 x 1067	N_NN -RT309042A3	2,355	2,797
	84 x 30 x 42	2100 x 750 x 1067	N_NN -RT308442A3	2,299	2,744
	78 x 30 x 42	1950 x 750 x 1067	N_NN -RT307842A3	2,252	2,677
	72 x 30 x 42	1800 x 750 x 1067	N_NN -RT307242A3	2,196	2,610
	66 x 30 x 42	1650 x 750 x 1067	N_NN -RT306642A3	2,135	2,543
	60 x 30 x 42	1500 x 750 x 1067	N_NN -RT306042A3	2,087	2,482
	54 x 30 x 42	1350 x 750 x 1067	N_NN -RT305442A3	2,031	2,418
	Specify the surface type (5, 6). Specify the modesty panels finish (B, W, N).				
	96 x 30 x 42	2400 x 750 x 1067	N_KN -RT309642A3	3,011	3,579
	90 x 30 x 42	2250 x 750 x 1067	N_KN -RT309042A3	2,939	3,498
	84 x 30 x 42	2100 x 750 x 1067	N_KN -RT308442A3	2,877	3,422
	78 x 30 x 42	1950 x 750 x 1067	N_KN -RT307842A3	2,812	3,354
	72 x 30 x 42	1800 x 750 x 1067	N_KN -RT307242A3	2,744	3,264
	66 x 30 x 42	1650 x 750 x 1067	N_KN -RT306642A3	2,672	3,175
	60 x 30 x 42	1500 x 750 x 1067	N_KN -RT306042A3	2,610	3,106
	54 x 30 x 42	1350 x 750 x 1067	N_KN -RT305442A3	2,537	3,018
	Knife edge (K). Specify the surface type (5, 6). Specify the modesty panels finish (B, W, N).				

Café height tables – 24" D

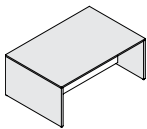


High-Gloss Black (B) or High-Gloss White (W) modesty panels finish option:
96" to 72" W (2400 to 1800 mm): add \$503;
66" to 54" W (1650 to 1350 mm): add \$336.

W x D x H (in)	W x D x H (mm)	Code	All Laminate (\$)	HPL Surfaces (\$)
<i>18" H (457 mm) modesty panels, recessed 3" (75 mm) D. To add a grommet/electrical module, refer to Standardized specials on page 15.</i>				
96 x 24 x 42	2400 x 600 x 1067	N_NN_RT249642A3	1,967	2,347
90 x 24 x 42	2250 x 600 x 1067	N_NN_RT249042A3	1,921	2,292
84 x 24 x 42	2100 x 600 x 1067	N_NN_RT248442A3	1,881	2,235
78 x 24 x 42	1950 x 600 x 1067	N_NN_RT247842A3	1,841	2,191
72 x 24 x 42	1800 x 600 x 1067	N_NN_RT247242A3	1,794	2,135
66 x 24 x 42	1650 x 600 x 1067	N_NN_RT246642A3	1,745	2,078
60 x 24 x 42	1500 x 600 x 1067	N_NN_RT246042A3	1,704	2,031
54 x 24 x 42	1350 x 600 x 1067	N_NN_RT245442A3	1,660	1,978
Specify the surface type (1, 2). Specify the modesty panel finish (B, W, N).				
96 x 24 x 42	2400 x 600 x 1067	N_NN_RT249642A3	2,252	2,677
90 x 24 x 42	2250 x 600 x 1067	N_NN_RT249042A3	2,196	2,616
84 x 24 x 42	2100 x 600 x 1067	N_NN_RT248442A3	2,147	2,562
78 x 24 x 42	1950 x 600 x 1067	N_NN_RT247842A3	2,102	2,505
72 x 24 x 42	1800 x 600 x 1067	N_NN_RT247242A3	2,047	2,442
66 x 24 x 42	1650 x 600 x 1067	N_NN_RT246642A3	1,998	2,381
60 x 24 x 42	1500 x 600 x 1067	N_NN_RT246042A3	1,951	2,323
54 x 24 x 42	1350 x 600 x 1067	N_NN_RT245442A3	1,895	2,260
Specify the surface type (5, 6). Specify the modesty panel finish (B, W, N).				
96 x 24 x 42	2400 x 600 x 1067	N_KN_RT249642A3	2,812	3,354
90 x 24 x 42	2250 x 600 x 1067	N_KN_RT249042A3	2,750	3,271
84 x 24 x 42	2100 x 600 x 1067	N_KN_RT248442A3	2,686	3,201
78 x 24 x 42	1950 x 600 x 1067	N_KN_RT247842A3	2,631	3,129
72 x 24 x 42	1800 x 600 x 1067	N_KN_RT247242A3	2,562	3,050
66 x 24 x 42	1650 x 600 x 1067	N_KN_RT246642A3	2,496	2,970
60 x 24 x 42	1500 x 600 x 1067	N_KN_RT246042A3	2,434	2,898
54 x 24 x 42	1350 x 600 x 1067	N_KN_RT245442A3	2,371	2,822
Knife edge (K). Specify the surface type (5, 6). Specify the modesty panel finish (B, W, N).				

MEETING TABLES

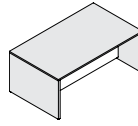
Meeting tables – 48" D



High-Gloss Black (B) or High-Gloss White (W) modesty panels finish option:
96" to 72" W (2400 to 1800 mm): add \$894;
66" to 48" W (1650 to 1200 mm): add \$594.

W x D x H (in)	W x D x H (mm)	Code	All Laminate (\$)	HPL Surfaces (\$)
<i>Modesty panels, recessed 22" H (550 mm) on both sides. To add a grommet/electrical module, refer to Standardized specials on page 15.</i>				
96 x 48 x 29½	2400 x 1200 x 752	N_NN_RC4896A	1,839	2,302
90 x 48 x 29½	2250 x 1200 x 752	N_NN_RC4890A	1,786	2,219
84 x 48 x 29½	2100 x 1200 x 752	N_NN_RC4884A	1,727	2,130
78 x 48 x 29½	1950 x 1200 x 752	N_NN_RC4878A	1,675	2,048
72 x 48 x 29½	1800 x 1200 x 752	N_NN_RC4872A	1,617	1,967
66 x 48 x 29½	1650 x 1200 x 752	N_NN_RC4866A	1,556	1,884
60 x 48 x 29½	1500 x 1200 x 752	N_NN_RC4860A	1,505	1,802
54 x 48 x 29½	1350 x 1200 x 752	N_NN_RC4854A	1,446	1,722
48 x 48 x 29½	1200 x 1200 x 752	N_NN_RC4848A	1,384	1,639
Specify the surface type (1, 2). Specify the modesty panels finish (B, W, N).				
96 x 48 x 29½	2400 x 1200 x 752	N_NN_RC4896A	2,048	2,510
90 x 48 x 29½	2250 x 1200 x 752	N_NN_RC4890A	1,975	2,413
84 x 48 x 29½	2100 x 1200 x 752	N_NN_RC4884A	1,907	2,316
78 x 48 x 29½	1950 x 1200 x 752	N_NN_RC4878A	1,839	2,219
72 x 48 x 29½	1800 x 1200 x 752	N_NN_RC4872A	1,774	2,130
66 x 48 x 29½	1650 x 1200 x 752	N_NN_RC4866A	1,698	2,032
60 x 48 x 29½	1500 x 1200 x 752	N_NN_RC4860A	1,631	1,938
54 x 48 x 29½	1350 x 1200 x 752	N_NN_RC4854A	1,564	1,839
48 x 48 x 29½	1200 x 1200 x 752	N_NN_RC4848A	1,497	1,742
Specify the surface type (5, 6). Specify the modesty panels finish (B, W, N).				
96 x 48 x 29½	2400 x 1200 x 752	N_KN_RC4896A	2,637	3,129
90 x 48 x 29½	2250 x 1200 x 752	N_KN_RC4890A	2,569	3,024
84 x 48 x 29½	2100 x 1200 x 752	N_KN_RC4884A	2,495	2,927
78 x 48 x 29½	1950 x 1200 x 752	N_KN_RC4878A	2,421	2,824
72 x 48 x 29½	1800 x 1200 x 752	N_KN_RC4872A	2,346	2,720
66 x 48 x 29½	1650 x 1200 x 752	N_KN_RC4866A	2,272	2,622
60 x 48 x 29½	1500 x 1200 x 752	N_KN_RC4860A	2,196	2,519
54 x 48 x 29½	1350 x 1200 x 752	N_KN_RC4854A	2,122	2,421
48 x 48 x 29½	1200 x 1200 x 752	N_KN_RC4848A	2,048	2,316
Knife edge (K). Specify the surface type (5, 6). Specify the modesty panels finish (B, W, N).				

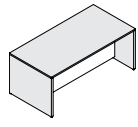
Meeting tables – 42" D



High-Gloss Black (B) or High-Gloss White (W) modesty panels finish option:
96" to 72" W (2400 to 1800 mm): add \$894;
66" to 48" W (1650 to 1200 mm): add \$594.

W x D x H (in)	W x D x H (mm)	Code	All Laminate (\$)	HPL Surfaces (\$)
<i>Modesty panels, recessed 19" H (475 mm) on both sides. To add a grommet/electrical module, refer to Standardized specials on page 15.</i>				
96 x 42 x 29½	2400 x 1050 x 752	N_NN_RC4296A	1,750	2,161
90 x 42 x 29½	2250 x 1050 x 752	N_NN_RC4290A	1,698	2,078
84 x 42 x 29½	2100 x 1050 x 752	N_NN_RC4284A	1,646	2,003
78 x 42 x 29½	1950 x 1050 x 752	N_NN_RC4278A	1,587	1,922
72 x 42 x 29½	1800 x 1050 x 752	N_NN_RC4272A	1,534	1,846
66 x 42 x 29½	1650 x 1050 x 752	N_NN_RC4266A	1,483	1,766
60 x 42 x 29½	1500 x 1050 x 752	N_NN_RC4260A	1,423	1,692
54 x 42 x 29½	1350 x 1050 x 752	N_NN_RC4254A	1,372	1,617
48 x 42 x 29½	1200 x 1050 x 752	N_NN_RC4248A	1,319	1,534
Specify the surface type (1, 2). Specify the modesty panels finish (B, W, N).				
96 x 42 x 29½	2400 x 1050 x 752	N_NN_RC4296A	1,928	2,346
90 x 42 x 29½	2250 x 1050 x 752	N_NN_RC4290A	1,870	2,255
84 x 42 x 29½	2100 x 1050 x 752	N_NN_RC4284A	1,802	2,167
78 x 42 x 29½	1950 x 1050 x 752	N_NN_RC4278A	1,736	2,078
72 x 42 x 29½	1800 x 1050 x 752	N_NN_RC4272A	1,668	1,990
66 x 42 x 29½	1650 x 1050 x 752	N_NN_RC4266A	1,608	1,899
60 x 42 x 29½	1500 x 1050 x 752	N_NN_RC4260A	1,541	1,809
54 x 42 x 29½	1350 x 1050 x 752	N_NN_RC4254A	1,476	1,722
48 x 42 x 29½	1200 x 1050 x 752	N_NN_RC4248A	1,408	1,631
Specify the surface type (5, 6). Specify the modesty panels finish (B, W, N).				
96 x 42 x 29½	2400 x 1050 x 752	N_KN_RC4296A	2,524	2,965
90 x 42 x 29½	2250 x 1050 x 752	N_KN_RC4290A	2,450	2,866
84 x 42 x 29½	2100 x 1050 x 752	N_KN_RC4284A	2,375	2,773
78 x 42 x 29½	1950 x 1050 x 752	N_KN_RC4278A	2,309	2,674
72 x 42 x 29½	1800 x 1050 x 752	N_KN_RC4272A	2,234	2,584
66 x 42 x 29½	1650 x 1050 x 752	N_KN_RC4266A	2,167	2,487
60 x 42 x 29½	1500 x 1050 x 752	N_KN_RC4260A	2,092	2,390
54 x 42 x 29½	1350 x 1050 x 752	N_KN_RC4254A	2,027	2,293
48 x 42 x 29½	1200 x 1050 x 752	N_KN_RC4248A	1,951	2,196
Knife edge (K). Specify the surface type (5, 6). Specify the modesty panels finish (B, W, N).				

Meeting tables – 36" D

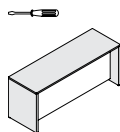


High-Gloss Black (B) or High-Gloss White (W) modesty panels finish option:
96" to 72" W (2400 to 1800 mm): add \$894;
66" to 48" W (1650 to 1200 mm): add \$594.

W x D x H (in)	W x D x H (mm)	Code	All Laminate (\$)	HPL Surfaces (\$)
<i>Modesty panels, recessed 16" H (400 mm) on both sides. To add a grommet/electrical module, refer to Standardized specials on page 15.</i>				
96 x 36 x 29½	2400 x 900 x 752	N_NN_RC3696A	1,661	2,020
90 x 36 x 29½	2250 x 900 x 752	N_NN_RC3690A	1,608	1,944
84 x 36 x 29½	2100 x 900 x 752	N_NN_RC3684A	1,556	1,870
78 x 36 x 29½	1950 x 900 x 752	N_NN_RC3678A	1,505	1,795
72 x 36 x 29½	1800 x 900 x 752	N_NN_RC3672A	1,452	1,727
66 x 36 x 29½	1650 x 900 x 752	N_NN_RC3666A	1,400	1,652
60 x 36 x 29½	1500 x 900 x 752	N_NN_RC3660A	1,348	1,580
54 x 36 x 29½	1350 x 900 x 752	N_NN_RC3654A	1,297	1,505
48 x 36 x 29½	1200 x 900 x 752	N_NN_RC3648A	1,244	1,437
Specify the surface type (1, 2). Specify the modesty panels finish (B, W, N).				
96 x 36 x 29½	2400 x 900 x 752	N_NN_RC3696A	1,817	2,174
90 x 36 x 29½	2250 x 900 x 752	N_NN_RC3690A	1,757	2,092
84 x 36 x 29½	2100 x 900 x 752	N_NN_RC3684A	1,698	2,011
78 x 36 x 29½	1950 x 900 x 752	N_NN_RC3678A	1,631	1,928
72 x 36 x 29½	1800 x 900 x 752	N_NN_RC3672A	1,571	1,846
66 x 36 x 29½	1650 x 900 x 752	N_NN_RC3666A	1,511	1,766
60 x 36 x 29½	1500 x 900 x 752	N_NN_RC3660A	1,446	1,685
54 x 36 x 29½	1350 x 900 x 752	N_NN_RC3654A	1,384	1,601
48 x 36 x 29½	1200 x 900 x 752	N_NN_RC3648A	1,326	1,520
Specify the surface type (5, 6). Specify the modesty panels finish (B, W, N).				
96 x 36 x 29½	2400 x 900 x 752	N_KN_RC3696A	2,407	2,801
90 x 36 x 29½	2250 x 900 x 752	N_KN_RC3690A	2,331	2,711
84 x 36 x 29½	2100 x 900 x 752	N_KN_RC3684A	2,266	2,622
78 x 36 x 29½	1950 x 900 x 752	N_KN_RC3678A	2,196	2,533
72 x 36 x 29½	1800 x 900 x 752	N_KN_RC3672A	2,130	2,443
66 x 36 x 29½	1650 x 900 x 752	N_KN_RC3666A	2,063	2,346
60 x 36 x 29½	1500 x 900 x 752	N_KN_RC3660A	1,995	2,255
54 x 36 x 29½	1350 x 900 x 752	N_KN_RC3654A	1,928	2,167
48 x 36 x 29½	1200 x 900 x 752	N_KN_RC3648A	1,864	2,078
Knife edge (K). Specify the surface type (5, 6). Specify the modesty panels finish (B, W, N).				

COMPLEMENTARY FURNITURE

Console tables

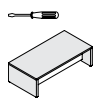


High-Gloss Black (B) or High-Gloss White (W) backs finish option: 96" to 72" W (2400 to 1800 mm): add \$894; 66" to 48" W (1650 to 1200 mm): add \$594.

W x D x H (in)	W x D x H (mm)	Code	All Laminate (\$)	HPL Surfaces (\$)
<i>7" (175 mm) recessed back on both sides. To add a grommet/electrical module, refer to Standardized specials on page 15.</i>				
96 x 18 x 29½	2400 x 450 x 752	N_NN -TC1896	1,297	1,497
90 x 18 x 29½	2250 x 450 x 752	N_NN -TC1890	1,268	1,452
84 x 18 x 29½	2100 x 450 x 752	N_NN -TC1884	1,227	1,408
78 x 18 x 29½	1950 x 450 x 752	N_NN -TC1878	1,192	1,361
72 x 18 x 29½	1800 x 450 x 752	N_NN -TC1872	1,162	1,319
66 x 18 x 29½	1650 x 450 x 752	N_NN -TC1866	1,124	1,274
60 x 18 x 29½	1500 x 450 x 752	N_NN -TC1860	1,093	1,227
54 x 18 x 29½	1350 x 450 x 752	N_NN -TC1854	1,057	1,186
48 x 18 x 29½	1200 x 450 x 752	N_NN -TC1848	1,029	1,140
Specify the surface type (1, 2). Specify the backs finish (B, W, N).				
96 x 18 x 29½	2400 x 450 x 752	N_NN -TC1896	1,384	1,592
90 x 18 x 29½	2250 x 450 x 752	N_NN -TC1890	1,348	1,541
84 x 18 x 29½	2100 x 450 x 752	N_NN -TC1884	1,309	1,489
78 x 18 x 29½	1950 x 450 x 752	N_NN -TC1878	1,268	1,437
72 x 18 x 29½	1800 x 450 x 752	N_NN -TC1872	1,227	1,395
66 x 18 x 29½	1650 x 450 x 752	N_NN -TC1866	1,192	1,341
60 x 18 x 29½	1500 x 450 x 752	N_NN -TC1860	1,155	1,289
54 x 18 x 29½	1350 x 450 x 752	N_NN -TC1854	1,110	1,244
48 x 18 x 29½	1200 x 450 x 752	N_NN -TC1848	1,074	1,192

Specify the surface type (5, 6). Specify the backs finish (B, W, N).				
96 x 18 x 29½	2400 x 450 x 752	N_KN -TC1896	1,907	2,138
90 x 18 x 29½	2250 x 450 x 752	N_KN -TC1890	1,870	2,078
84 x 18 x 29½	2100 x 450 x 752	N_KN -TC1884	1,826	2,027
78 x 18 x 29½	1950 x 450 x 752	N_KN -TC1878	1,786	1,975
72 x 18 x 29½	1800 x 450 x 752	N_KN -TC1872	1,742	1,922
66 x 18 x 29½	1650 x 450 x 752	N_KN -TC1866	1,704	1,870
60 x 18 x 29½	1500 x 450 x 752	N_KN -TC1860	1,661	1,817
54 x 18 x 29½	1350 x 450 x 752	N_KN -TC1854	1,617	1,766
48 x 18 x 29½	1200 x 450 x 752	N_KN -TC1848	1,580	1,714
Knife edge (K). Specify the surface type (5, 6). Specify the backs finish (B, W, N).				
96 x 18 x 29½	2400 x 450 x 752	N_KN -TC1896	1,907	2,138
90 x 18 x 29½	2250 x 450 x 752	N_KN -TC1890	1,870	2,078
84 x 18 x 29½	2100 x 450 x 752	N_KN -TC1884	1,826	2,027
78 x 18 x 29½	1950 x 450 x 752	N_KN -TC1878	1,786	1,975
72 x 18 x 29½	1800 x 450 x 752	N_KN -TC1872	1,742	1,922
66 x 18 x 29½	1650 x 450 x 752	N_KN -TC1866	1,704	1,870
60 x 18 x 29½	1500 x 450 x 752	N_KN -TC1860	1,661	1,817
54 x 18 x 29½	1350 x 450 x 752	N_KN -TC1854	1,617	1,766
48 x 18 x 29½	1200 x 450 x 752	N_KN -TC1848	1,580	1,714

Magazine tables



High-Gloss Black (B) or High-Gloss White (W) backs finish option: add \$127.

<i>To add a grommet/electrical module, refer to Standardized specials on page 15.</i>				
60 x 24 x 14	1500 x 600 x 356	N_NN -ST246014	759	872
48 x 24 x 14	1200 x 600 x 356	N_NN -ST244814	730	810
Specify the surface type (1, 2). Specify the backs finish (B, W, N).				
60 x 24 x 14	1500 x 600 x 356	N_NN -ST246014	828	932
48 x 24 x 14	1200 x 600 x 356	N_NN -ST244814	783	864
Specify the surface type (5, 6). Specify the backs finish (B, W, N).				
60 x 24 x 14	1500 x 600 x 356	N_KN -ST246014	1,326	1,437
48 x 24 x 14	1200 x 600 x 356	N_KN -ST244814	1,259	1,333
Knife edge (K). Specify the surface type (5, 6). Specify the backs finish (B, W, N).				

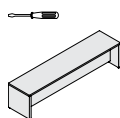
Coffee tables



High-Gloss Black (B) or High-Gloss White (W) backs finish option: add \$127.

<i>To add a grommet/electrical module, refer to Standardized specials on page 15.</i>				
30 x 30 x 18	750 x 750 x 457	N_NN -ST303018	746	804
24 x 24 x 18	600 x 600 x 457	N_NN -ST242418	685	730
Specify the surface type (1, 2). Specify the backs finish (B, W, N).				
30 x 30 x 18	750 x 750 x 457	N_NN -ST303018	783	848
24 x 24 x 18	600 x 600 x 457	N_NN -ST242418	714	752
Specify the surface type (5, 6). Specify the backs finish (B, W, N).				
30 x 30 x 18	750 x 750 x 457	N_KN -ST303018	909	976
24 x 24 x 18	600 x 600 x 457	N_KN -ST242418	828	872
Knife edge (K). Specify the surface type (5, 6). Specify the backs finish (B, W, N).				

Benches



<i>7" (175 mm) recessed back on both sides. To add a grommet/electrical module, refer to Standardized specials on page 15. 1 tone only. Can accommodate cushions.</i>				
96 x 18 x 18	2400 x 450 x 457	N_NNN-BCH189618	1,110	1,302
90 x 18 x 18	2250 x 450 x 457	N_NNN-BCH189018	1,082	1,259
84 x 18 x 18	2100 x 450 x 457	N_NNN-BCH188418	1,044	1,222
78 x 18 x 18	1950 x 450 x 457	N_NNN-BCH187818	1,011	1,177
72 x 18 x 18	1800 x 450 x 457	N_NNN-BCH187218	976	1,133
66 x 18 x 18	1650 x 450 x 457	N_NNN-BCH186618	946	1,087
60 x 18 x 18	1500 x 450 x 457	N_NNN-BCH186018	909	1,044
54 x 18 x 18	1350 x 450 x 457	N_NNN-BCH185418	880	998
48 x 18 x 18	1200 x 450 x 457	N_NNN-BCH184818	841	953
Specify the surface type (1, 2).				

Benches (cont'd)

W x D x H (in)	W x D x H (mm)	Code	All Laminate (\$)	HPL Surfaces (\$)
96 x 18 x 18	2400 x 450 x 457	N_NNN-BCH189618	1,198	1,400
90 x 18 x 18	2250 x 450 x 457	N_NNN-BCH189018	1,162	1,348
84 x 18 x 18	2100 x 450 x 457	N_NNN-BCH188418	1,124	1,302
78 x 18 x 18	1950 x 450 x 457	N_NNN-BCH187818	1,087	1,250
72 x 18 x 18	1800 x 450 x 457	N_NNN-BCH187218	1,050	1,198
66 x 18 x 18	1650 x 450 x 457	N_NNN-BCH186618	1,006	1,146
60 x 18 x 18	1500 x 450 x 457	N_NNN-BCH186018	970	1,102
54 x 18 x 18	1350 x 450 x 457	N_NNN-BCH185418	932	1,050
48 x 18 x 18	1200 x 450 x 457	N_NNN-BCH184818	894	998
Specify the surface type (5, 6).				
96 x 18 x 18	2400 x 450 x 457	N_KNN-BCH189618	1,714	1,928
90 x 18 x 18	2250 x 450 x 457	N_KNN-BCH189018	1,675	1,877
84 x 18 x 18	2100 x 450 x 457	N_KNN-BCH188418	1,631	1,826
78 x 18 x 18	1950 x 450 x 457	N_KNN-BCH187818	1,592	1,774
72 x 18 x 18	1800 x 450 x 457	N_KNN-BCH187218	1,550	1,722
66 x 18 x 18	1650 x 450 x 457	N_KNN-BCH186618	1,511	1,668
60 x 18 x 18	1500 x 450 x 457	N_KNN-BCH186018	1,467	1,617
54 x 18 x 18	1350 x 450 x 457	N_KNN-BCH185418	1,430	1,564
48 x 18 x 18	1200 x 450 x 457	N_KNN-BCH184818	1,384	1,511
Knife edge (K). Specify the surface type (5, 6).				

STORAGE MODULES – 21" H

Storage modules with drawers – 21" H 1 box drawer and 1 file drawer with soft-close. No soft-close mechanism on 24" (600 mm) wide file drawer. Suspension bar. Pencil tray. Lock. Can accommodate 1 cushion.

24 x 36 x 21	600 x 919 x 561	N_N -F362421	1,887	1,986
16 x 36 x 21	409 x 919 x 561	N_N -F361621	1,736	1,830
24 x 30 x 21	600 x 769 x 561	N_N -F302421	1,830	1,928
16 x 30 x 21	409 x 769 x 561	N_N -F301621	1,700	1,777
24 x 24 x 21	600 x 619 x 561	N_N -F242421	1,785	1,851
16 x 24 x 21	409 x 619 x 561	N_N -F241621	1,693	1,743
24 x 20 x 21	600 x 519 x 561	N_N -F202421	1,743	1,777
16 x 20 x 21	409 x 519 x 561	N_N -F201621	1,685	1,712
Specify the surface type (1, 2). Specify the handle curve: double (D), left (L) or right (R). Specify the fronts finish (B, W, N).				

Storage modules with drawers – 21" H

<i>1 box drawer with soft-close and 1 file drawer with suspension bar. Pencil tray. Lock. Can accommodate 1 cushion.</i>				
36 x 36 x 21	900 x 919 x 561	N_N -UL363621	2,081	2,236
30 x 36 x 21	750 x 919 x 561	N_N -UL363021	1,968	2,120
36 x 30 x 21	900 x 769 x 561	N_N -UL303621	1,995	2,139
30 x 30 x 21	750 x 769 x 561	N_N -UL303021	1,902	2,028
36 x 24 x 21	900 x 619 x 561	N_N -UL243621	1,921	2,046
30 x 24 x 21	750 x 619 x 561	N_N -UL243021	1,837	1,938
36 x 20 x 21	900 x 519 x 561	N_N -UL203621	1,846	1,954
30 x 20 x 21	750 x 519 x 561	N_N -UL203021	1,775	1,850
Specify the surface type (1, 2). Specify the handle curve: double (D), left (L) or right (R). Specify the fronts finish (B, W, N).				

Storage modules with drawers on left, hidden space on right – 21" H

<i>1 box drawer with soft-close and 1 file drawer with suspension bar. Pencil tray. Lock. 12" W (284 mm) hidden space on right. Can accommodate 1 cushion.</i>				
48 x 36 x 21	1200 x 919 x 561	N_N -364821ULS	2,456	2,669
42 x 36 x 21	1050 x 919 x 561	N_N -364221ULS	2,383	2,580
48 x 30 x 21	1200 x 769 x 561	N_N -304821ULS	2,383	2,580
42 x 30 x 21	1050 x 769 x 561	N_N -304221ULS	2,306	2,482
48 x 24 x 21	1200 x 619 x 561	N_N -244821ULS	2,279	2,445
42 x 24 x 21	1050 x 619 x 561	N_N -244221ULS	2,220	2,355
48 x 20 x 21	1200 x 519 x 561	N_N -204821ULS	2,180	2,318
42 x 20 x 21	1050 x 519 x 561	N_N -204221ULS	2,139	2,234
Specify the surface type (1, 2). Specify the handle curve: double (D), left (L) or right (R). Specify the fronts finish (B, W, N).				

Storage modules with drawers on right, hidden space on left – 21" H

<i>1 box drawer with soft-close and 1 file drawer with suspension bar. Pencil tray. Lock. 12" W (284 mm) hidden space on left. Can accommodate 1 cushion.</i>				
48 x 36 x 21	1200 x 919 x 561	N_N -ULS364821	2,456	2,669
42 x 36 x 21	1050 x 919 x 561	N_N -ULS364221	2,383	2,580
48 x 30 x 21	1200 x 769 x 561	N_N -ULS304821	2,383	2,580
42 x 30 x 21	1050 x 769 x 561	N_N -ULS304221	2,306	2,482
48 x 24 x 21	1200 x 619 x 561	N_N -ULS244821	2,279	2,445
42 x 24 x 21	1050 x 619 x 561	N_N -ULS244221	2,220	2,355
48 x 20 x 21	1200 x 519 x 561	N_N -ULS204821	2,180	2,318
42 x 20 x 21	1050 x 519 x 561	N_N -ULS204221	2,139	2,234
Specify the surface type (1, 2). Specify the handle curve: double (D), left (L) or right (R). Specify the fronts finish (B, W, N).				

W x D x H (in)	W x D x H (mm)	Code	All Laminate (\$)	HPL Surfaces (\$)
Storage modules with drawers on left, open bookcase on right – 21" H				
<i>1 box drawer and 1 file drawer with soft-close. Suspension bar. Pencil tray. Lock. Open bookcase without back on right. Can accommodate 1 cushion.</i>				
48 x 24 x 21	1200 x 619 x 561	N_N_-F244821BE	2,068	2,230
42 x 24 x 21	1050 x 619 x 561	N_N_-F244221BE	2,028	2,164
36 x 24 x 21	900 x 619 x 561	N_N_-F243621BE	1,968	2,103
30 x 24 x 21	750 x 619 x 561	N_N_-F243021BE	1,928	2,028
48 x 20 x 21	1200 x 519 x 561	N_N_-F204821BE	2,011	2,144
42 x 20 x 21	1050 x 519 x 561	N_N_-F204221BE	1,968	2,088
36 x 20 x 21	900 x 519 x 561	N_N_-F203621BE	1,938	2,037
30 x 20 x 21	750 x 519 x 561	N_N_-F203021BE	1,902	1,986
Specify the surface type (1, 2). Specify the handle curve: right (R) or double (D). Specify the fronts finish (B, W, N).				



High-Gloss Black (B) or High-Gloss White (W) fronts finish option: add \$84.

W x D x H (in)	W x D x H (mm)	Code	All Laminate (\$)	HPL Surfaces (\$)
Storage modules with drawers on right, open bookcase on left – 21" H				
<i>1 box drawer and 1 file drawer with soft-close. Suspension bar. Pencil tray. Lock. Open bookcase without back on left. Can accommodate 1 cushion.</i>				
48 x 24 x 21	1200 x 619 x 561	N_N_-BE244821F	2,068	2,230
42 x 24 x 21	1050 x 619 x 561	N_N_-BE244221F	2,028	2,164
36 x 24 x 21	900 x 619 x 561	N_N_-BE243621F	1,968	2,103
30 x 24 x 21	750 x 619 x 561	N_N_-BE243021F	1,928	2,028
48 x 20 x 21	1200 x 519 x 561	N_N_-BE204821F	2,011	2,144
42 x 20 x 21	1050 x 519 x 561	N_N_-BE204221F	1,968	2,088
36 x 20 x 21	900 x 519 x 561	N_N_-BE203621F	1,938	2,037
30 x 20 x 21	750 x 519 x 561	N_N_-BE203021F	1,902	1,986
Specify the surface type (1, 2). Specify the handle curve: left (L) or double (D). Specify the fronts finish (B, W, N).				



High-Gloss Black (B) or High-Gloss White (W) fronts finish option: add \$84.

W x D x H (in)	W x D x H (mm)	Code	All Laminate (\$)	HPL Surfaces (\$)
Storage modules with drawers on left, CPU storage on right – 21" H				
<i>1 box drawer and 1 file drawer with soft-close. Suspension bar. Pencil tray. Lock. Open CPU storage on right. Grommets on the surface and on the side of CPU storage. Can accommodate 1 cushion. CPU space: 7 1/2" W (193 mm).</i>				
24 x 36 x 21	600 x 919 x 561	N_N_-F362421CPU	1,851	1,968
24 x 30 x 21	600 x 769 x 561	N_N_-F302421CPU	1,801	1,902
24 x 24 x 21	600 x 619 x 561	N_N_-F242421CPU	1,743	1,830
Specify the surface type (1, 2). Specify the handle curve: right (R) or double (D). Specify the fronts finish (B, W, N).				



High-Gloss Black (B) or High-Gloss White (W) front finish option: add \$84.

W x D x H (in)	W x D x H (mm)	Code	All Laminate (\$)	HPL Surfaces (\$)
Storage modules with drawers on right, CPU storage on left – 21" H				
<i>1 box drawer and 1 file drawer with soft-close. Suspension bar. Pencil tray. Lock. Open CPU storage on left. Grommets on the surface and on the side of CPU storage. Can accommodate 1 cushion. CPU space: 7 1/2" W (193 mm).</i>				
24 x 36 x 21	600 x 919 x 561	N_N_-CPU362421F	1,851	1,968
24 x 30 x 21	600 x 769 x 561	N_N_-CPU302421F	1,801	1,902
24 x 24 x 21	600 x 619 x 561	N_N_-CPU242421F	1,743	1,830
Specify the surface type (1, 2). Specify the handle curve: left (L) or double (D). Specify the fronts finish (B, W, N).				



High-Gloss Black (B) or High-Gloss White (W) fronts finish option: add \$84.

W x D x H (in)	W x D x H (mm)	Code	All Laminate (\$)	HPL Surfaces (\$)
Storage modules with drawers on left, CPU storage on right – 21" H				
<i>1 box drawer with soft-close and 1 file drawer with suspension bar. Pencil tray. Lock. Open CPU storage on right. Grommets on the surface and on the side of CPU storage. Can accommodate 1 cushion. CPU space: 12" W (300 mm).</i>				
36 x 36 x 21	900 x 919 x 561	N_N_-UL363621CPU	2,003	2,195
36 x 30 x 21	900 x 769 x 561	N_N_-UL303621CPU	1,938	2,088
36 x 24 x 21	900 x 619 x 561	N_N_-UL243621CPU	1,878	1,995
Specify the surface type (1, 2). Specify the handle curve: right (R) or double (D). Specify the fronts finish (B, W, N).				



High-Gloss Black (B) or High-Gloss White (W) fronts finish option: add \$127.

W x D x H (in)	W x D x H (mm)	Code	All Laminate (\$)	HPL Surfaces (\$)
Storage modules with drawers on right, CPU storage on left – 21" H				
<i>1 box drawer with soft-close and 1 file drawer with suspension bar. Pencil tray. Lock. Open CPU storage on left. Grommets on the surface and on the side of CPU storage. Can accommodate 1 cushion. CPU space: 12" W (300 mm).</i>				
36 x 36 x 21	900 x 919 x 561	N_N_-CPU363621UL	2,003	2,195
36 x 30 x 21	900 x 769 x 561	N_N_-CPU303621UL	1,938	2,088
36 x 24 x 21	900 x 619 x 561	N_N_-CPU243621UL	1,878	1,995
Specify the surface type (1, 2). Specify the handle curve: left (L) or double (D). Specify the fronts finish (B, W, N).				



High-Gloss Black (B) or High-Gloss White (W) fronts finish option: add \$127.

W x D x H (in)	W x D x H (mm)	Code	All Laminate (\$)	HPL Surfaces (\$)
Storage modules with doors – 21" H				
<i>2 doors with soft-close. Lock. Can accommodate 1 cushion.</i>				
36 x 36 x 21	900 x 919 x 561	N_NN_-363621B	2,028	2,179
30 x 36 x 21	750 x 919 x 561	N_NN_-363021B	1,938	2,068
36 x 30 x 21	900 x 769 x 561	N_NN_-303621B	1,952	2,103
30 x 30 x 21	750 x 769 x 561	N_NN_-303021B	1,887	2,003
48 x 24 x 21	1200 x 619 x 561	N_NN_-244821B	1,878	2,013
42 x 24 x 21	1050 x 619 x 561	N_NN_-244221B	1,808	1,944
36 x 24 x 21	900 x 619 x 561	N_NN_-243621B	1,743	1,857
30 x 24 x 21	750 x 619 x 561	N_NN_-243021B	1,693	1,794
48 x 20 x 21	1200 x 519 x 561	N_NN_-204821B	1,830	1,954
42 x 20 x 21	1050 x 519 x 561	N_NN_-204221B	1,758	1,887
36 x 20 x 21	900 x 519 x 561	N_NN_-203621B	1,686	1,785
30 x 20 x 21	750 x 519 x 561	N_NN_-203021B	1,627	1,720
Specify the surface type (1, 2). Specify the fronts finish (B, W, N).				



High-Gloss Black (B) or High-Gloss White (W) fronts finish option: add \$166.
48" to 42" W (1200 to 1050 mm): 2 adjustable shelves;
36" to 30" W (900 to 750 mm): 1 adjustable shelf.

W x D x H (in)	W x D x H (mm)	Code	All Laminate (\$)	HPL Surfaces (\$)
Storage modules with door – 21" H				
<i>1 door with soft-close. Lock. 1 adjustable shelf. Can accommodate 1 cushion.</i>				
24 x 36 x 21	600 x 919 x 561	N_NN_-362421B	1,483	1,600
16 x 36 x 21	409 x 919 x 561	N_NN_-361621B	1,375	1,451
24 x 30 x 21	600 x 769 x 561	N_NN_-302421B	1,439	1,541
16 x 30 x 21	409 x 769 x 561	N_NN_-301621B	1,341	1,399
24 x 24 x 21	600 x 619 x 561	N_NN_-242421B	1,388	1,476
16 x 24 x 21	409 x 619 x 561	N_NN_-241621B	1,306	1,358
24 x 20 x 21	600 x 519 x 561	N_NN_-202421B	1,350	1,426
16 x 20 x 21	409 x 519 x 561	N_NN_-201621B	1,268	1,315
Specify the surface type (1, 2). Specify the handle curve: left (L) or Right (R). Specify the front finish (B, W, N).				



High-Gloss Black (B) or High-Gloss White (W) front finish option: add \$84.

W x D x H (in)	W x D x H (mm)	Code	All Laminate (\$)	HPL Surfaces (\$)
Storage modules with door on left, open bookcase on right – 21" H				
<i>1 door with soft-close. Lock. 1 adjustable shelf. Open bookcase without back on right. Hinges on right. Can accommodate 1 cushion.</i>				
48 x 24 x 21	1200 x 619 x 561	N_NN_-B244821BE	1,591	1,743
42 x 24 x 21	1050 x 619 x 561	N_NN_-B244221BE	1,550	1,693
36 x 24 x 21	900 x 619 x 561	N_NN_-B243621BE	1,510	1,627
30 x 24 x 21	750 x 619 x 561	N_NN_-B243021BE	1,476	1,579
48 x 20 x 21	1200 x 519 x 561	N_NN_-B204821BE	1,517	1,661
42 x 20 x 21	1050 x 519 x 561	N_NN_-B204221BE	1,503	1,619
36 x 20 x 21	900 x 519 x 561	N_NN_-B203621BE	1,476	1,579
30 x 20 x 21	750 x 519 x 561	N_NN_-B203021BE	1,458	1,541
Specify the surface type (1, 2). Specify the handle curve: right (R) or double (D). Specify the front finish (B, W, N).				



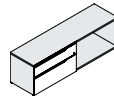
High-Gloss Black (B) or High-Gloss White (W) front finish option: add \$84.

W x D x H (in)	W x D x H (mm)	Code	All Laminate (\$)	HPL Surfaces (\$)
Storage modules with door on right, open bookcase on left – 21" H				
<i>1 door with soft-close. Lock. 1 adjustable shelf. Open bookcase without back on left. Hinges on left. Can accommodate 1 cushion.</i>				
48 x 24 x 21	1200 x 619 x 561	N_NN_-BE244821B	1,591	1,743
42 x 24 x 21	1050 x 619 x 561	N_NN_-BE244221B	1,550	1,693
36 x 24 x 21	900 x 619 x 561	N_NN_-BE243621B	1,510	1,627
30 x 24 x 21	750 x 619 x 561	N_NN_-BE243021B	1,476	1,579
48 x 20 x 21	1200 x 519 x 561	N_NN_-BE204821B	1,517	1,661
42 x 20 x 21	1050 x 519 x 561	N_NN_-BE204221B	1,503	1,619
36 x 20 x 21	900 x 519 x 561	N_NN_-BE203621B	1,476	1,579
30 x 20 x 21	750 x 519 x 561	N_NN_-BE203021B	1,458	1,541
Specify the surface type (1, 2). Specify the handle curve: left (L) or double (D). Specify the front finish (B, W, N).				



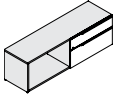
High-Gloss Black (B) or High-Gloss White (W) front finish option: add \$84.

W x D x H (in)	W x D x H (mm)	Code	All Laminate (\$)	HPL Surfaces (\$)
Storage modules with drawers on left, open bookcase on right – 21" H				
<i>1 box drawer with soft-close and 1 file drawer with suspension bar. Pencil tray. Lock. Open bookcase without back on right. Can accommodate 1 or 2 cushions.</i>				
72 x 20 x 21	1800 x 519 x 561	N_NN_-UL207221BE	2,190	2,372
60 x 20 x 21	1500 x 519 x 561	N_NN_-UL206021BE	2,062	2,230
Specify the surface type (1, 2). Specify the handle curve: right (R) or double (D). Specify the fronts finish (B, W, N).				



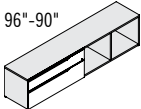
High-Gloss Black (B) or High-Gloss White (W) fronts finish option: add \$166.

W x D x H (in)	W x D x H (mm)	Code	All Laminate (\$)	HPL Surfaces (\$)
Storage modules with drawers on right, open bookcase on left – 21" H				
<i>1 box drawer with soft-close and 1 file drawer with suspension bar. Pencil tray. Lock. Open bookcase without back on left. Can accommodate 1 or 2 cushions.</i>				
72 x 20 x 21	1800 x 519 x 561	N_N_-BE207221UL	2,190	2,372
60 x 20 x 21	1500 x 519 x 561	N_N_-BE206021UL	2,062	2,230



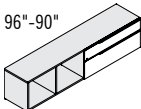
High-Gloss Black (B) or High-Gloss White (W) fronts finish option: add \$166.

W x D x H (in)	W x D x H (mm)	Code	All Laminate (\$)	HPL Surfaces (\$)
Storage modules with drawers on left, hidden space on right, open bookcase on right – 21" H				
<i>1 box drawer with soft-close and 1 file drawer with suspension bar. Pencil tray. Lock. 12" W (284 mm) hidden space on right. Open bookcase without back on right. Can accommodate 1 or 2 cushions.</i>				
96 x 20 x 21	2400 x 519 x 561	N_N_-ULS209621BE	2,719	2,974
90 x 20 x 21	2250 x 519 x 561	N_N_-ULS209021BE	2,689	2,942
84 x 20 x 21	2100 x 519 x 561	N_N_-ULS208421BE	2,540	2,768
78 x 20 x 21	1950 x 519 x 561	N_N_-ULS207821BE	2,506	2,725
72 x 20 x 21	1800 x 519 x 561	N_N_-ULS207221BE	2,438	2,632



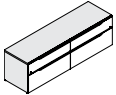
High-Gloss Black (B) or High-Gloss White (W) fronts finish option: add \$166.

W x D x H (in)	W x D x H (mm)	Code	All Laminate (\$)	HPL Surfaces (\$)
Storage modules with drawers on right, hidden space on left, open bookcase on left – 21" H				
<i>1 box drawer with soft-close and 1 file drawer with suspension bar. Pencil tray. Lock. 12" W (284 mm) hidden space on left. Open bookcase without back on left. Can accommodate 1 or 2 cushions.</i>				
96 x 20 x 21	2400 x 519 x 561	N_N_-BE209621ULS	2,719	2,974
90 x 20 x 21	2250 x 519 x 561	N_N_-BE209021ULS	2,689	2,942
84 x 20 x 21	2100 x 519 x 561	N_N_-BE208421ULS	2,540	2,768
78 x 20 x 21	1950 x 519 x 561	N_N_-BE207821ULS	2,506	2,725
72 x 20 x 21	1800 x 519 x 561	N_N_-BE207221ULS	2,438	2,632



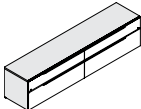
High-Gloss Black (B) or High-Gloss White (W) fronts finish option: add \$166.

W x D x H (in)	W x D x H (mm)	Code	All Laminate (\$)	HPL Surfaces (\$)
Double storage modules with drawers – 21" H				
<i>2 box drawers with soft-close and 2 file drawers with suspension bars. Pencil tray. Locks. Can accommodate 1 or 2 cushions.</i>				
72 x 20 x 21	1800 x 519 x 561	N_NN_-UL207221UL	3,278	3,470
60 x 20 x 21	1500 x 519 x 561	N_NN_-UL206021UL	3,193	3,470



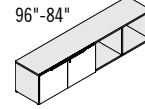
High-Gloss Black (B) or High-Gloss White (W) fronts finish option: add \$252.

W x D x H (in)	W x D x H (mm)	Code	All Laminate (\$)	HPL Surfaces (\$)
Double storage modules with drawers, hidden spaces on right and left – 21" H				
<i>2 box drawers with soft-close and 2 file drawers with suspension bars. Pencil tray. Locks. Left and right hidden spaces. Can accommodate 1 or 2 cushions.</i>				
<i>96" W (2400 mm): hidden space of 12" W (297 mm);</i>				
<i>90" W (2250 mm): hidden space of 9" W (222 mm);</i>				
<i>84" W (2100 mm): hidden space of 12" W (297 mm);</i>				
<i>78" W (1950 mm): hidden space of 9" W (222 mm);</i>				
<i>72" W (1800 mm): hidden space of 12" W (297 mm).</i>				
96 x 20 x 21	2400 x 519 x 561	N_NN_-ULS209621ULS	3,890	4,149
90 x 20 x 21	2250 x 519 x 561	N_NN_-ULS209021ULS	3,821	4,062
84 x 20 x 21	2100 x 519 x 561	N_NN_-ULS208421ULS	3,756	3,973
78 x 20 x 21	1950 x 519 x 561	N_NN_-ULS207821ULS	3,687	3,882
72 x 20 x 21	1800 x 519 x 561	N_NN_-ULS207221ULS	3,614	3,805



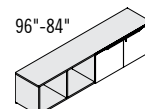
High-Gloss Black (B) or High-Gloss White (W) fronts finish option: add \$336.

W x D x H (in)	W x D x H (mm)	Code	All Laminate (\$)	HPL Surfaces (\$)
Storage modules with doors on left, open bookcase on right – 21" H				
<i>2 doors with soft-close. Lock. Open bookcase without back on right. Can accommodate 1 or 2 cushions.</i>				
<i>96" to 84" W (2400 to 2100 mm): 2 adjustable shelves;</i>				
<i>78" to 60" W (1950 to 1500 mm): 1 adjustable shelf.</i>				
96 x 20 x 21	2400 x 519 x 561	N_NN_-B209621BE	2,179	2,445
90 x 20 x 21	2250 x 519 x 561	N_NN_-B209021BE	2,129	2,372
84 x 20 x 21	2100 x 519 x 561	N_NN_-B208421BE	2,068	2,298
78 x 20 x 21	1950 x 519 x 561	N_NN_-B207821BE	1,830	2,020
72 x 20 x 21	1800 x 519 x 561	N_NN_-B207221BE	1,743	1,944
66 x 20 x 21	1650 x 519 x 561	N_NN_-B206621BE	1,693	1,857
60 x 20 x 21	1500 x 519 x 561	N_NN_-B206021BE	1,627	1,794



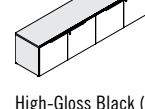
High-Gloss Black (B) or High-Gloss White (W) fronts finish option: add \$166.

W x D x H (in)	W x D x H (mm)	Code	All Laminate (\$)	HPL Surfaces (\$)
Storage modules with doors on right, open bookcase on left – 21" H				
<i>2 doors with soft-close. Lock. Open bookcase without back on left. Can accommodate 1 or 2 cushions.</i>				
<i>96" to 84" W (2400 to 2100 mm): 2 adjustable shelves;</i>				
<i>78" to 60" W (1950 to 1500 mm): 1 adjustable shelf.</i>				
96 x 20 x 21	2400 x 519 x 561	N_NN_-BE209621B	2,179	2,445
90 x 20 x 21	2250 x 519 x 561	N_NN_-BE209021B	2,129	2,372
84 x 20 x 21	2100 x 519 x 561	N_NN_-BE208421B	2,068	2,298
78 x 20 x 21	1950 x 519 x 561	N_NN_-BE207821B	1,830	2,020
72 x 20 x 21	1800 x 519 x 561	N_NN_-BE207221B	1,743	1,944
66 x 20 x 21	1650 x 519 x 561	N_NN_-BE206621B	1,693	1,857
60 x 20 x 21	1500 x 519 x 561	N_NN_-BE206021B	1,627	1,794



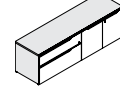
High-Gloss Black (B) or High-Gloss White (W) fronts finish option: add \$166.

W x D x H (in)	W x D x H (mm)	Code	All Laminate (\$)	HPL Surfaces (\$)
Double storage modules with doors – 21" H				
<i>4 doors with soft-close. Locks. Can accommodate 1 or 2 cushions.</i>				
<i>96" to 84" W (2400 to 2100 mm): 4 adjustable shelves;</i>				
<i>78" to 60" W (1950 to 1500 mm): 2 adjustable shelves.</i>				
96 x 20 x 21	2400 x 519 x 561	N_NN_-B209621B	2,924	3,186
90 x 20 x 21	2250 x 519 x 561	N_NN_-B209021B	2,859	3,117
84 x 20 x 21	2100 x 519 x 561	N_NN_-B208421B	2,809	3,043
78 x 20 x 21	1950 x 519 x 561	N_NN_-B207821B	2,497	2,719
72 x 20 x 21	1800 x 519 x 561	N_NN_-B207221B	2,445	2,641
66 x 20 x 21	1650 x 519 x 561	N_NN_-B206621B	2,397	2,591
60 x 20 x 21	1500 x 519 x 561	N_NN_-B206021B	2,331	2,497



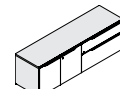
High-Gloss Black (B) or High-Gloss White (W) fronts finish option: add \$336.

W x D x H (in)	W x D x H (mm)	Code	All Laminate (\$)	HPL Surfaces (\$)
Storage modules with drawers on left and doors on right – 21" H				
<i>1 box drawer with soft-close and 1 file drawer with suspension bar on left. Pencil tray. Locks. 2 doors with soft-close on right. 1 adjustable shelf. Can accommodate 1 or 2 cushions.</i>				
72 x 20 x 21	1800 x 519 x 561	N_N_-UL207221B	2,732	2,932
60 x 20 x 21	1500 x 519 x 561	N_N_-UL206021B	2,615	2,783



High-Gloss Black (B) or High-Gloss White (W) fronts finish option: add \$252.

W x D x H (in)	W x D x H (mm)	Code	All Laminate (\$)	HPL Surfaces (\$)
Storage modules with drawers on right and doors on left – 21" H				
<i>1 box drawer with soft-close and 1 file drawer with suspension bar on right. Pencil tray. Locks. 2 doors with soft-close on left. 1 adjustable shelf. Can accommodate 1 or 2 cushions.</i>				
72 x 20 x 21	1800 x 519 x 561	N_N_-B207221UL	2,732	2,932
60 x 20 x 21	1500 x 519 x 561	N_N_-B206021UL	2,615	2,783



High-Gloss Black (B) or High-Gloss White (W) fronts finish option: add \$252.

W x D x H (in)	W x D x H (mm)	Code	All Laminate (\$)	HPL Surfaces (\$)
Storage modules with drawers on left, hidden space on right, doors on right – 21" H				
<i>1 box drawer with soft-close and 1 file drawer with suspension bar on left. Pencil tray. Locks. 12" W (299 mm) right hidden space. 2 doors with soft-close on right. Can accommodate 1 or 2 cushions. 96" to 90" W (2400 to 2250 mm): 2 adjustable shelves; 84" to 78" W (2100 to 1950 mm): 1 adjustable shelf.</i>				
96"-90"	96 x 20 x 21	2400 x 519 x 561	N_N_-ULS209621B	3,362 3,620
	90 x 20 x 21	2250 x 519 x 561	N_N_-ULS209021B	3,304 3,553
	84 x 20 x 21	2100 x 519 x 561	N_N_-ULS208421B	3,061 3,283
	78 x 20 x 21	1950 x 519 x 561	N_N_-ULS207821B	2,993 3,213
Specify the surface type (1, 2). Specify the handle curve: right (R) or double (D). Specify the fronts finish (B, W, N).				
<i>High-Gloss Black (B) or High-Gloss White (W) fronts finish option: add \$336.</i>				



W x D x H (in)	W x D x H (mm)	Code	All Laminate (\$)	HPL Surfaces (\$)
Storage modules with drawers on right, hidden space on left, doors on left – 21" H				
<i>1 box drawer with soft-close and 1 file drawer with suspension bar on right. Pencil tray. Locks. 12" W (299 mm) left hidden space. 2 doors with soft-close on left. Can accommodate 1 or 2 cushions. 96" to 90" W (2400 to 2250 mm): 2 adjustable shelves; 84" to 78" W (2100 to 1950 mm): 1 adjustable shelf.</i>				
96"-90"	96 x 20 x 21	2400 x 519 x 561	N_N_-B209621ULS	3,362 3,620
	90 x 20 x 21	2250 x 519 x 561	N_N_-B209021ULS	3,304 3,553
	84 x 20 x 21	2100 x 519 x 561	N_N_-B208421ULS	3,061 3,283
	78 x 20 x 21	1950 x 519 x 561	N_N_-B207821ULS	2,993 3,213
Specify the surface type (1, 2). Specify the handle curve: left (L) or double (D). Specify the fronts finish (B, W, N).				
<i>High-Gloss Black (B) or High-Gloss White (W) fronts finish option: add \$336.</i>				




W x D x H (in)	W x D x H (mm)	Code	All Laminate (\$)	HPL Surfaces (\$)
STORAGE MODULES – 27" H				
Storage modules with drawers – 27" H				
<i>2 file drawers with soft-close. No soft-close mechanism on 24" (600 mm) wide file drawer. Suspension bars. Locks.</i>				
	24 x 24 x 27	600 x 619 x 690	N_N_-FF242427	1,639 1,786
	16 x 24 x 27	409 x 619 x 690	N_N_-FF241627	1,534 1,661
	24 x 20 x 27	600 x 519 x 690	N_N_-FF202427	1,587 1,727
	16 x 20 x 27	409 x 519 x 690	N_N_-FF201627	1,483 1,601
Specify the surface type (1, 2). Specify the handle curve: double (D), left (L) or right (R). Specify the fronts finish (B, W, N).				
<i>High-Gloss Black (B) or High-Gloss White (W) fronts finish option: add \$127.</i>				

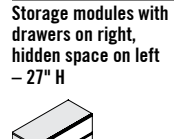
W x D x H (in)	W x D x H (mm)	Code	All Laminate (\$)	HPL Surfaces (\$)
Storage modules with drawers – 27" H				
<i>2 box drawers and 1 file drawer with soft-close. No soft-close mechanism on 24" (600 mm) wide file drawer. Suspension bar. Pencil tray. Lock.</i>				
	24 x 24 x 27	600 x 619 x 690	N_N_-UF242427	1,938 2,107
	16 x 24 x 27	409 x 619 x 690	N_N_-UF241627	1,846 1,995
	24 x 20 x 27	600 x 519 x 690	N_N_-UF202427	1,891 2,048
	16 x 20 x 27	409 x 519 x 690	N_N_-UF201627	1,802 1,944
Specify the surface type (1, 2). Specify the handle curve: double (D), left (L) or right (R). Specify the fronts finish (B, W, N).				
<i>High-Gloss Black (B) or High-Gloss White (W) fronts finish option: add \$127.</i>				

W x D x H (in)	W x D x H (mm)	Code	All Laminate (\$)	HPL Surfaces (\$)
Storage modules with drawers – 27" H				
<i>2 file drawers with suspension bars. Lock.</i>				
	36 x 24 x 27	900 x 619 x 690	N_N_-LF243627	1,826 2,011
	30 x 24 x 27	750 x 619 x 690	N_N_-LF243027	1,757 1,928
	36 x 20 x 27	900 x 519 x 690	N_N_-LF203627	1,786 1,956
	30 x 20 x 27	750 x 519 x 690	N_N_-LF203027	1,722 1,877
Specify the surface type (1, 2). Specify the handle curve: double (D), left (L) or right (R). Specify the fronts finish (B, W, N).				
<i>High-Gloss Black (B) or High-Gloss White (W) fronts finish option: add \$166.</i>				

W x D x H (in)	W x D x H (mm)	Code	All Laminate (\$)	HPL Surfaces (\$)
Storage modules with drawers – 27" H				
<i>2 box drawers with soft-close. 1 file drawer. Suspension bar. Pencil tray. Lock.</i>				
	36 x 24 x 27	900 x 619 x 690	N_N_-LUF243627	2,153 2,361
	30 x 24 x 27	750 x 619 x 690	N_N_-LUF243027	2,085 2,272
	36 x 20 x 27	900 x 519 x 690	N_N_-LUF203627	2,116 2,309
	30 x 20 x 27	750 x 519 x 690	N_N_-LUF203027	2,048 2,219
Specify the surface type (1, 2). Specify the handle curve: double (D), left (L) or right (R). Specify the fronts finish (B, W, N).				
<i>High-Gloss Black (B) or High-Gloss White (W) fronts finish option: add \$166.</i>				



W x D x H (in)	W x D x H (mm)	Code	All Laminate (\$)	HPL Surfaces (\$)
Storage modules with drawers on left, hidden space on right – 27" H				
<i>2 file drawers with suspension bars. Lock. 12" W (284 mm) hidden space on right.</i>				
	48 x 24 x 27	1200 x 619 x 690	N_N_-244827LFS	2,174 2,407
	42 x 24 x 27	1050 x 619 x 690	N_N_-244227LFS	2,116 2,331
	48 x 20 x 27	1200 x 519 x 690	N_N_-204827LFS	2,122 2,331
	42 x 20 x 27	1050 x 519 x 690	N_N_-204227LFS	2,063 2,266
Specify the surface type (1, 2). Specify the handle curve: double (D), left (L) or right (R). Specify the fronts finish (B, W, N).				
<i>High-Gloss Black (B) or High-Gloss White (W) fronts finish option: add \$252.</i>				



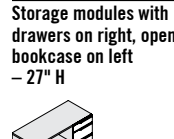
W x D x H (in)	W x D x H (mm)	Code	All Laminate (\$)	HPL Surfaces (\$)
Storage modules with drawers on right, hidden space on left – 27" H				
<i>2 file drawers with suspension bars. Lock. 12" W (284 mm) hidden space on left.</i>				
	48 x 24 x 27	1200 x 619 x 690	N_N_-LFS244827	2,174 2,407
	42 x 24 x 27	1050 x 619 x 690	N_N_-LFS244227	2,116 2,331
	48 x 20 x 27	1200 x 519 x 690	N_N_-LFS204827	2,122 2,331
	42 x 20 x 27	1050 x 519 x 690	N_N_-LFS204227	2,063 2,266
Specify the surface type (1, 2). Specify the handle curve: double (D), left (L) or right (R). Specify the fronts finish (B, W, N).				
<i>High-Gloss Black (B) or High-Gloss White (W) fronts finish option: add \$252.</i>				



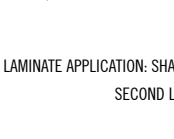
W x D x H (in)	W x D x H (mm)	Code	All Laminate (\$)	HPL Surfaces (\$)
Storage modules with drawers on left, open bookcase on right – 27" H				
<i>2 file drawers with soft-close. Suspension bar. Lock. Open bookcase without back on right. 1 adjustable shelf.</i>				
	48 x 24 x 27	1200 x 619 x 690	N_N_-FF244827BE	1,967 2,143
	42 x 24 x 27	1050 x 619 x 690	N_N_-FF244227BE	1,928 2,101
	36 x 24 x 27	900 x 619 x 690	N_N_-FF243627BE	1,891 2,048
	30 x 24 x 27	750 x 619 x 690	N_N_-FF243027BE	1,864 1,995
	48 x 20 x 27	1200 x 519 x 690	N_N_-FF204827BE	1,884 2,039
	42 x 20 x 27	1050 x 519 x 690	N_N_-FF204227BE	1,846 1,995
	36 x 20 x 27	900 x 519 x 690	N_N_-FF203627BE	1,817 1,951
	30 x 20 x 27	750 x 519 x 690	N_N_-FF203027BE	1,779 1,907
Specify the surface type (1, 2). Specify the handle curve: right (R) or double (D). Specify the front finish (B, W, N).				
<i>High-Gloss Black (B) or High-Gloss White (W) front finish option: add \$84.</i>				





W x D x H (in)	W x D x H (mm)	Code	All Laminate (\$)	HPL Surfaces (\$)
Storage modules with drawers on right, open bookcase on left – 27" H				
<i>2 file drawers with soft-close. Suspension bars. Lock. Open bookcase without back on left. 1 adjustable shelf.</i>				
	48 x 24 x 27	1200 x 619 x 690	N_N_-BE244827FF	1,967 2,143
	42 x 24 x 27	1050 x 619 x 690	N_N_-BE244227FF	1,928 2,101
	36 x 24 x 27	900 x 619 x 690	N_N_-BE243627FF	1,891 2,048
	30 x 24 x 27	750 x 619 x 690	N_N_-BE243027FF	1,864 1,995
	48 x 20 x 27	1200 x 519 x 690	N_N_-BE204827FF	1,884 2,039
	42 x 20 x 27	1050 x 519 x 690	N_N_-BE204227FF	1,846 1,995
	36 x 20 x 27	900 x 519 x 690	N_N_-BE203627FF	1,817 1,951
	30 x 20 x 27	750 x 519 x 690	N_N_-BE203027FF	1,779 1,907
Specify the surface type (1, 2). Specify the handle curve: left (L) or double (D). Specify the fronts finish (B, W, N).				
<i>High-Gloss Black (B) or High-Gloss White (W) fronts finish option: add \$84.</i>				





W x D x H (in)	W x D x H (mm)	Code	All Laminate (\$)	HPL Surfaces (\$)
Storage modules with drawers on right, open bookcase on left – 27" H				
<i>2 box drawers and 1 file drawer with soft-close. Suspension bar. Pencil tray. Lock. Open bookcase without back on left. 1 adjustable shelf.</i>				
	48 x 24 x 27	1200 x 619 x 690	N_N_-BE244827UF	2,196 2,384
	42 x 24 x 27	1050 x 619 x 690	N_N_-BE244227UF	2,167 2,337
	36 x 24 x 27	900 x 619 x 690	N_N_-BE243627UF	2,138 2,293
	30 x 24 x 27	750 x 619 x 690	N_N_-BE243027UF	2,107 2,248
	48 x 20 x 27	1200 x 519 x 690	N_N_-BE204827UF	2,122 2,279
	42 x 20 x 27	1050 x 519 x 690	N_N_-BE204227UF	2,092 2,242
	36 x 20 x 27	900 x 519 x 690	N_N_-BE203627UF	2,063 2,196
	30 x 20 x 27	750 x 519 x 690	N_N_-BE203027UF	2,032 2,161
Specify the surface type (1, 2). Specify the handle curve: left (L) or double (D). Specify the fronts finish (B, W, N).				
<i>High-Gloss Black (B) or High-Gloss White (W) fronts finish option: add \$84.</i>				





	W x D x H (in)	W x D x H (mm)	Code	All Laminate (\$)	HPL Surfaces (\$)
Storage modules with doors – 27" H	<i>2 doors with soft-close. Lock. 48" to 42" W (1200 to 1050 mm): 2 adjustable shelves; 36" to 30" W (900 to 750 mm): 1 adjustable shelf.</i>				
	48 x 24 x 27	1200 x 619 x 690	N_NN_-244827B	1,854	2,027
	42 x 24 x 27	1050 x 619 x 690	N_NN_-244227B	1,727	1,884
	36 x 24 x 27	900 x 619 x 690	N_NN_-243627B	1,601	1,736
	30 x 24 x 27	750 x 619 x 690	N_NN_-243027B	1,467	1,592
	48 x 20 x 27	1200 x 519 x 690	N_NN_-204827B	1,795	1,951
	42 x 20 x 27	1050 x 519 x 690	N_NN_-204227B	1,668	1,809
	36 x 20 x 27	900 x 519 x 690	N_NN_-203627B	1,550	1,668
	30 x 20 x 27	750 x 519 x 690	N_NN_-203027B	1,423	1,534
	Specify the surface type (1, 2). Specify the fronts finish (B, W, N).				

	W x D x H (in)	W x D x H (mm)	Code	All Laminate (\$)	HPL Surfaces (\$)
Storage modules with door – 27" H	<i>1 door with soft-close. Lock. 1 adjustable shelf.</i>				
	24 x 24 x 27	600 x 619 x 690	N_N_-242427B	1,227	1,333
	16 x 24 x 27	409 x 619 x 690	N_N_-241627B	1,146	1,237
	24 x 20 x 27	600 x 519 x 690	N_N_-202427B	1,192	1,289
	16 x 20 x 27	409 x 519 x 690	N_N_-201627B	1,110	1,186
	Specify the surface type (1, 2). Specify the handle curve: left (L) or right (R). Specify the front finish (B, W, N)				


	W x D x H (in)	W x D x H (mm)	Code	All Laminate (\$)	HPL Surfaces (\$)
Storage modules with door on left, open bookcase on right – 27" H	<i>1 door with soft-close. Lock. Open bookcase without back on right. Hinges on right. 2 adjustable shelves.</i>				
	48 x 24 x 27	1200 x 619 x 690	N_N_-B244827BE	1,587	1,750
	42 x 24 x 27	1050 x 619 x 690	N_N_-B244227BE	1,550	1,704
	36 x 24 x 27	900 x 619 x 690	N_N_-B243627BE	1,520	1,661
	30 x 24 x 27	750 x 619 x 690	N_N_-B243027BE	1,489	1,617
	48 x 20 x 27	1200 x 519 x 690	N_N_-B204827BE	1,497	1,639
	42 x 20 x 27	1050 x 519 x 690	N_N_-B204227BE	1,467	1,601
	36 x 20 x 27	900 x 519 x 690	N_N_-B203627BE	1,437	1,556
	30 x 20 x 27	750 x 519 x 690	N_N_-B203027BE	1,408	1,511
	Specify the surface type (1, 2). Specify the handle curve: right (R) or double (D). Specify the front finish (B, W, N)				


	W x D x H (in)	W x D x H (mm)	Code	All Laminate (\$)	HPL Surfaces (\$)
Storage modules with door on right, open bookcase on left – 27" H	<i>1 door with soft-close. Lock. Open bookcase without back on left. Hinges on left. 2 adjustable shelves.</i>				
	48 x 24 x 27	1200 x 619 x 690	N_N_-BE244827B	1,587	1,750
	42 x 24 x 27	1050 x 619 x 690	N_N_-BE244227B	1,550	1,704
	36 x 24 x 27	900 x 619 x 690	N_N_-BE243627B	1,520	1,661
	30 x 24 x 27	750 x 619 x 690	N_N_-BE243027B	1,489	1,617
	48 x 20 x 27	1200 x 519 x 690	N_N_-BE204827B	1,497	1,639
	42 x 20 x 27	1050 x 519 x 690	N_N_-BE204227B	1,467	1,601
	36 x 20 x 27	900 x 519 x 690	N_N_-BE203627B	1,437	1,556
	30 x 20 x 27	750 x 519 x 690	N_N_-BE203027B	1,408	1,511
	Specify the surface type (1, 2). Specify the handle curve: left (L) or double (D). Specify the front finish (B, W, N)				

	W x D x H (in)	W x D x H (mm)	Code	All Laminate (\$)	HPL Surfaces (\$)
Storage modules with drawers on left, open bookcase on right – 27" H	<i>2 file drawers with suspension bars. Lock. Open bookcase without back on right. 1 adjustable shelf.</i>				
	72 x 20 x 27	1800 x 519 x 690	N_N_-LF207227BE	2,309	2,533
	60 x 20 x 27	1500 x 519 x 690	N_N_-LF206027BE	2,196	2,390
	Specify the surface type (1, 2). Specify the handle curve: right (R) or double (D). Specify the fronts finish (B, W, N).				


	W x D x H (in)	W x D x H (mm)	Code	All Laminate (\$)	HPL Surfaces (\$)
Storage modules with drawers on right, open bookcase on left – 27" H	<i>2 file drawers with suspension bars. Lock. Open bookcase without back on left. 1 adjustable shelf.</i>				
	72 x 20 x 27	1800 x 519 x 690	N_N_-BE207227LF	2,309	2,533
	60 x 20 x 27	1500 x 519 x 690	N_N_-BE206027LF	2,196	2,390
	Specify the surface type (1, 2). Specify the handle curve: left (L) or double (D). Specify the fronts finish (B, W, N).				

High-Gloss Black (B) or High-Gloss White (W) fronts finish option: add \$252.


	W x D x H (in)	W x D x H (mm)	Code	All Laminate (\$)	HPL Surfaces (\$)
Storage modules with drawers on left, open bookcase on right – 27" H	<i>2 box drawers with soft-close and 1 file drawer. Suspension bar. Pencil tray. Lock. Open bookcase without back on right. 1 adjustable shelf.</i>				
	72 x 20 x 27	1800 x 519 x 690	N_N_-LUF207227BE	2,554	2,778
	60 x 20 x 27	1500 x 519 x 690	N_N_-LUF206027BE	2,435	2,637
	Specify the surface type (1, 2). Specify the handle curve: right (R) or double (D). Specify the fronts finish (B, W, N).				

	W x D x H (in)	W x D x H (mm)	Code	All Laminate (\$)	HPL Surfaces (\$)
Storage modules with drawers on right, open bookcase on left – 27" H	<i>2 box drawers with soft-close and 1 file drawer. Suspension bar. Pencil tray. Lock. Open bookcase without back on left. 1 adjustable shelf.</i>				
	72 x 20 x 27	1800 x 519 x 690	N_N_-BE207227LUF	2,554	2,778
	60 x 20 x 27	1500 x 519 x 690	N_N_-BE206027LUF	2,435	2,637
	Specify the surface type (1, 2). Specify the handle curve: left (L) or double (D). Specify the fronts finish (B, W, N).				


High-Gloss Black (B) or High-Gloss White (W) fronts finish option: add \$252.

	W x D x H (in)	W x D x H (mm)	Code	All Laminate (\$)	HPL Surfaces (\$)
Storage modules with drawers on left, hidden space on right, open bookcase on right – 27" H	<i>2 file drawers with suspension bar. Lock. 12" W (284 mm) hidden space on right. Open bookcase without back on right. 96" to 90" W (2400 to 2250 mm): 2 adjustable shelves; 84" to 72" W (2100 to 1800 mm): 1 adjustable shelf.</i>				
	96"-90"	2400 x 519 x 690	N_N_-LFS209627BE	2,948	3,241
	90 x 20 x 27	2250 x 519 x 690	N_N_-LFS209027BE	2,861	3,129
	84 x 20 x 27	2100 x 519 x 690	N_N_-LFS208427BE	2,762	3,024
	78 x 20 x 27	1950 x 519 x 690	N_N_-LFS207827BE	2,674	2,920
	72 x 20 x 27	1800 x 519 x 690	N_N_-LFS207227BE	2,576	2,814
	Specify the surface type (1, 2). Specify the handle curve: right (R) or double (D). Specify the fronts finish (B, W, N).				

High-Gloss Black (B) or High-Gloss White (W) fronts finish option: add \$252.

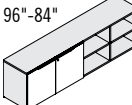
	W x D x H (in)	W x D x H (mm)	Code	All Laminate (\$)	HPL Surfaces (\$)
Storage modules with drawers on right, hidden space on left, open bookcase on left – 27" H	<i>2 file drawers with suspension bar. Lock. 12" W (284 mm) hidden space on left. Open bookcase without back on left. 96" to 90" W (2400 to 2250 mm): 2 adjustable shelves; 84" to 72" W (2100 to 1800 mm): 1 adjustable shelf.</i>				
	96"-90"	2400 x 519 x 690	N_N_-BE209627LFS	2,948	3,241
	90 x 20 x 27	2250 x 519 x 690	N_N_-BE209027LFS	2,861	3,129
	84 x 20 x 27	2100 x 519 x 690	N_N_-BE208427LFS	2,762	3,024
	78 x 20 x 27	1950 x 519 x 690	N_N_-BE207827LFS	2,674	2,920
	72 x 20 x 27	1800 x 519 x 690	N_N_-BE207227LFS	2,576	2,814
	Specify the surface type (1, 2). Specify the handle curve: left (L) or double (D). Specify the fronts finish (B, W, N).				

High-Gloss Black (B) or High-Gloss White (W) fronts finish option: add \$252.

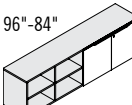
	W x D x H (in)	W x D x H (mm)	Code	All Laminate (\$)	HPL Surfaces (\$)
Double storage modules with drawers – 27" H	<i>4 file drawers with suspension bars. Lock.</i>				
	72 x 20 x 27	1800 x 519 x 690	N_NN_-LF207227LF	3,359	3,626
	60 x 20 x 27	1500 x 519 x 690	N_NN_-LF206027LF	3,210	3,446
	Specify the surface type (1, 2). Specify the fronts finish (B, W, N).				

High-Gloss Black (B) or High-Gloss White (W) fronts finish option: add \$401.

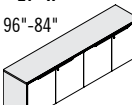
2-TONE LAMINATE APPLICATION: SHADED AREA CORRESPONDS TO THE FIRST CODE TO BE SPECIFIED. SECOND LAMINATE CODE WILL BE APPLIED TO THE REST OF THE PRODUCT.

	W x D x H (in)	W x D x H (mm)	Code	All Laminate (\$)	HPL Surfaces (\$)
Storage modules with doors on left, open bookcase on right – 27" H	<i>2 doors with soft-close. Lock. Open bookcase without back on right. 96" to 84" W (2400 to 2100 mm): 4 adjustable shelves; 78" to 60" W (1950 to 1500 mm): 2 adjustable shelves.</i>				
	96 x 20 x 27	2400 x 519 x 690	N_NN_-B209627BE	2,622	2,896
	90 x 20 x 27	2250 x 519 x 690	N_NN_-B209027BE	2,495	2,756
	84 x 20 x 27	2100 x 519 x 690	N_NN_-B208427BE	2,369	2,615
	78 x 20 x 27	1950 x 519 x 690	N_NN_-B207827BE	2,242	2,471
	72 x 20 x 27	1800 x 519 x 690	N_NN_-B207227BE	2,122	2,331
	66 x 20 x 27	1650 x 519 x 690	N_NN_-B206627BE	1,995	2,191
	60 x 20 x 27	1500 x 519 x 690	N_NN_-B206027BE	1,870	2,048
	Specify the surface type (1, 2). Specify the fronts finish (B, W, N).				

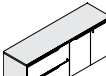
High-Gloss Black (B) or High-Gloss White (W) fronts finish option: add \$252.

	W x D x H (in)	W x D x H (mm)	Code	All Laminate (\$)	HPL Surfaces (\$)
Storage modules with doors on right, open bookcase on left – 27" H	<i>2 doors with soft-close. Lock. Open bookcase without back on left. 96" to 84" W (2400 to 2100 mm): 4 adjustable shelves; 78" to 60" W (1950 to 1500 mm): 2 adjustable shelves.</i>				
	96 x 20 x 27	2400 x 519 x 690	N_NN_-BE209627B	2,622	2,896
	90 x 20 x 27	2250 x 519 x 690	N_NN_-BE209027B	2,495	2,756
	84 x 20 x 27	2100 x 519 x 690	N_NN_-BE208427B	2,369	2,615
	78 x 20 x 27	1950 x 519 x 690	N_NN_-BE207827B	2,242	2,471
	72 x 20 x 27	1800 x 519 x 690	N_NN_-BE207227B	2,122	2,331
	66 x 20 x 27	1650 x 519 x 690	N_NN_-BE206627B	1,995	2,191
	60 x 20 x 27	1500 x 519 x 690	N_NN_-BE206027B	1,870	2,048
	Specify the surface type (1, 2). Specify the fronts finish (B, W, N).				

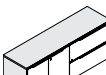
High-Gloss Black (B) or High-Gloss White (W) fronts finish option: add \$252.

	W x D x H (in)	W x D x H (mm)	Code	All Laminate (\$)	HPL Surfaces (\$)
Double storage modules with doors – 27" H	<i>4 doors with soft-close. Locks. 96" to 84" W (2400 to 2250 mm): 4 adjustable shelves; 78" to 60" W (2100 to 1800 mm): 2 adjustable shelves.</i>				
	96 x 20 x 27	2400 x 519 x 690	N_NN_-B209627B	3,531	3,836
	90 x 20 x 27	2250 x 519 x 690	N_NN_-B209027B	3,365	3,665
	84 x 20 x 27	2100 x 519 x 690	N_NN_-B208427B	3,210	3,493
	78 x 20 x 27	1950 x 519 x 690	N_NN_-B207827B	3,053	3,314
	72 x 20 x 27	1800 x 519 x 690	N_NN_-B207227B	2,896	3,142
	66 x 20 x 27	1650 x 519 x 690	N_NN_-B206627B	2,740	2,972
	60 x 20 x 27	1500 x 519 x 690	N_NN_-B206027B	2,584	2,790
	Specify the surface type (1, 2). Specify the fronts finish (B, W, N).				

High-Gloss Black (B) or High-Gloss White (W) fronts finish option: add \$401.


	W x D x H (in)	W x D x H (mm)	Code	All Laminate (\$)	HPL Surfaces (\$)
Storage modules with drawers on left and doors on right – 27" H	<i>2 file drawers with suspension bars. Locks. 2 doors with soft-close on right. 1 adjustable shelf.</i>				
	72 x 20 x 27	1800 x 519 x 690	N_N_-LF207227B	2,836	3,076
	60 x 20 x 27	1500 x 519 x 690	N_N_-LF206027B	2,711	2,920
	Specify the surface type (1, 2). Specify the handle curve: right (R) or double (D). Specify the fronts finish (B, W, N).				

High-Gloss Black (B) or High-Gloss White (W) fronts finish option: add \$294.


	W x D x H (in)	W x D x H (mm)	Code	All Laminate (\$)	HPL Surfaces (\$)
Storage modules with drawers on right and doors on left – 27" H	<i>2 file drawers with suspension bars. Locks. 2 doors with soft-close on left. 1 adjustable shelf.</i>				
	72 x 20 x 27	1800 x 519 x 690	N_N_-B207227LF	2,836	3,076
	60 x 20 x 27	1500 x 519 x 690	N_N_-B206027LF	2,711	2,920
	Specify the surface type (1, 2). Specify the handle curve: left (L) or double (D). Specify the fronts finish (B, W, N).				

High-Gloss Black (B) or High-Gloss White (W) fronts finish option: add \$294.

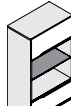
STORAGE FURNITURE

	W x D x H (in)	W x D x H (mm)	Code	All Laminate (\$)	HPL Surfaces (\$)
Lateral file unit	<i>3 file drawers with suspension bars. Lock.</i>				
	36 x 20 x 41	900 x 519 x 1025	NNN_-203640LF3		3,160
	Specify the handle curve: double (D), left (L) or right (R). Specify the fronts finish (B, W, N).				

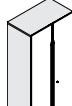
High-Gloss Black (B) or High-Gloss White (W) fronts finish option: add \$252.

	W x D x H (in)	W x D x H (mm)	Code	All Laminate (\$)	HPL Surfaces (\$)
Lateral file unit/bookcase with lift-up door	<i>2 file drawers with suspension bars. Lock on file drawers. Open bookcase. 1 adjustable shelf. Assisted lift-up door with soft-close.</i>				
	36 x 20 x 73	900 x 519 x 1850	NNN_-203673LFBVEV		3,536
	Specify the handle curve: double (D), left (L) or right (R). Specify the fronts finish (B, W, N).				

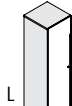
High-Gloss Black (B) or High-Gloss White (W) fronts finish option: add \$252.

	W x D x H (in)	W x D x H (mm)	Code	All Laminate (\$)	HPL Surfaces (\$)
Lateral file unit/bookcase with metal shelf and lift-up door	<i>2 file drawers with suspension bars. Lock on file drawers. Open bookcase. 1 adjustable 15" D (375 mm) metal shelf. Assisted lift-up door with soft-close.</i>				
	36 x 20 x 73	900 x 519 x 1850	NNN_-203673LFBVEVM		3,944
	Specify the handle curve: double (D), left (L) or right (R). Specify the fronts finish (B, W, N). Specify the shelf finish (K, W).				

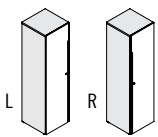
High-Gloss Black (B) or High-Gloss White (W) fronts finish option: add \$252.

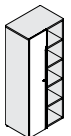
	W x D x H (in)	W x D x H (mm)	Code	All Laminate (\$)	HPL Surfaces (\$)
Storage cabinets with doors	<i>2 doors with soft-close. Lock. 73" to 65" H (1850 to 1659 mm): 3 adjustable shelves and 1 fixed shelf; 57" H (1468 mm): 3 adjustable shelves; 49" H (1277 mm): 2 adjustable shelves.</i>				
	36 x 20 x 73	900 x 519 x 1850	NNNN_-203673B		2,540
	36 x 20 x 65	900 x 519 x 1659	NNNN_-203665B		2,482
	36 x 20 x 57	900 x 519 x 1468	NNNN_-203657B		2,415
	36 x 20 x 49	900 x 519 x 1277	NNNN_-203649B		2,230
	30 x 20 x 73	750 x 519 x 1850	NNNN_-203073B		2,388
	30 x 20 x 65	750 x 519 x 1659	NNNN_-203065B		2,331
	30 x 20 x 57	750 x 519 x 1468	NNNN_-203057B		2,262
	30 x 20 x 49	750 x 519 x 1277	NNNN_-203049B		2,081
	Specify the fronts finish (B, W, N).				

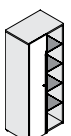
High-Gloss Black (B) or High-Gloss White (W) fronts finish option: add \$503.

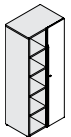
	W x D x H (in)	W x D x H (mm)	Code	All Laminate (\$)	HPL Surfaces (\$)
Storage cabinets with door	<i>1 door with soft-close. Lock. 73" to 65" H (1850 to 1659 mm): 4 adjustable shelves; 57" H (1468 mm): 3 adjustable shelves; 49" H (1277 mm): 2 adjustable shelves.</i>				
	24 x 20 x 73	600 x 519 x 1850	NNN_-202473B		1,851
	24 x 20 x 65	600 x 519 x 1659	NNN_-202465B		1,801
	24 x 20 x 57	600 x 519 x 1468	NNN_-202457B		1,743
	24 x 20 x 49	600 x 519 x 1277	NNN_-202449B		1,693
	20 x 20 x 73	500 x 519 x 1850	NNN_-202073B		1,785
	20 x 20 x 65	500 x 519 x 1659	NNN_-202065B		1,736
	20 x 20 x 57	500 x 519 x 1468	NNN_-202057B		1,686
	20 x 20 x 49	500 x 519 x 1277	NNN_-202049B		1,635
	Specify the opening: left (L) or right (R). Specify the front finish (B, W, N)				

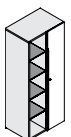
High-Gloss Black (B) or High-Gloss White (W) front finish option: add \$252.

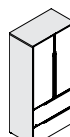
	W x D x H (in)	W x D x H (mm)	Code	All Laminate (\$)
Wardrobe units with door	<i>1 door with soft-close. Lock. Clothes hanger bar and 1 fixed shelf.</i>			
	20 x 20 x 73	500 x 519 x 1850	NNN_-202073BC	1,928
	20 x 20 x 65	500 x 519 x 1659	NNN_-202065BC	1,878
	20 x 20 x 57	500 x 519 x 1468	NNN_-202057BC	1,819
	20 x 20 x 49	500 x 519 x 1277	NNN_-202049BC	1,758
	14 x 20 x 73	350 x 519 x 1850	NNN_-201473BC	1,830
	14 x 20 x 65	350 x 519 x 1659	NNN_-201465BC	1,777
	14 x 20 x 57	350 x 519 x 1468	NNN_-201457BC	1,726
	14 x 20 x 49	350 x 519 x 1277	NNN_-201449BC	1,686
High-Gloss Black (B) or High-Gloss White (W) front finish option: add \$252.	Specify the opening: left (L) or right (R). Specify the front finish (B, W, N)			


	W x D x H (in)	W x D x H (mm)	Code	All Laminate (\$)
Wardrobe units with open bookcase on right	<i>1 door with soft-close. Lock. Clothes hanger bar and 1 fixed shelf on wardrobe side. Open bookcase on right.</i>			
	<i>73" to 65" H (1850 to 1659 mm): 4 adjustable shelves;</i>			
	<i>57" H (1468 mm): 3 adjustable shelves;</i>			
	<i>49" H (1277 mm): 2 adjustable shelves.</i>			
	30 x 20 x 73	750 x 519 x 1850	NNNN_-203073CBE	2,397
	30 x 20 x 65	750 x 519 x 1659	NNNN_-203065CBE	2,372
	30 x 20 x 57	750 x 519 x 1468	NNNN_-203057CBE	2,337
	30 x 20 x 49	750 x 519 x 1277	NNNN_-203049CBE	2,103
High-Gloss Black (B) or High-Gloss White (W) front finish option: add \$166.	Specify the front finish (B, W, N)			

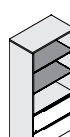
	W x D x H (in)	W x D x H (mm)	Code	All Laminate (\$)
Wardrobe units with open bookcase and metal shelves on right	<i>1 door with soft-close. Lock. Clothes hanger bar and 1 fixed shelf on wardrobe side. Open bookcase on right.</i>			
	<i>73" to 65" H (1850 to 1659 mm): 4 adjustable 15" D (375 mm) metal shelves;</i>			
	<i>57" H (1468 mm): 3 adjustable 15" D (375 mm) metal shelves;</i>			
	<i>49" H (1277 mm): 2 adjustable 15" D (375 mm) metal shelves.</i>			
	30 x 20 x 73	750 x 519 x 1850	NNNN_-203073CBEM	2,697
	30 x 20 x 65	750 x 519 x 1659	NNNN_-203065CBEM	2,669
	30 x 20 x 57	750 x 519 x 1468	NNNN_-203057CBEM	2,563
	30 x 20 x 49	750 x 519 x 1277	NNNN_-203049CBEM	2,248
High-Gloss Black (B) or High-Gloss White (W) front finish option: add \$166.	Specify the front finish (B, W, N) Specify the shelves finish (K, W).			


	W x D x H (in)	W x D x H (mm)	Code	All Laminate (\$)
Wardrobe units with open bookcase on left	<i>1 door with soft-close. Lock. Clothes hanger bar and 1 fixed shelf on wardrobe side. Open bookcase on left.</i>			
	<i>73" to 65" H (1850 to 1659 mm): 4 adjustable shelves;</i>			
	<i>57" H (1468 mm): 3 adjustable shelves;</i>			
	<i>49" H (1277 mm): 2 adjustable shelves.</i>			
	30 x 20 x 73	750 x 519 x 1850	NNNN_-BEC203073	2,397
	30 x 20 x 65	750 x 519 x 1659	NNNN_-BEC203065	2,372
	30 x 20 x 57	750 x 519 x 1468	NNNN_-BEC203057	2,337
	30 x 20 x 49	750 x 519 x 1277	NNNN_-BEC203049	2,103
High-Gloss Black (B) or High-Gloss White (W) front finish option: add \$166.	Specify the front finish (B, W, N)			


	W x D x H (in)	W x D x H (mm)	Code	All Laminate (\$)
Wardrobe units with open bookcase and metal shelves on left	<i>1 door with soft-close. Lock. Clothes hanger bar and 1 fixed shelf on wardrobe side. Open bookcase on left.</i>			
	<i>73" to 65" H (1850 to 1659 mm): 4 adjustable 15" D (375 mm) metal shelves;</i>			
	<i>57" H (1468 mm): 3 adjustable 15" D (375 mm) metal shelves;</i>			
	<i>49" H (1277 mm): 2 adjustable 15" D (375 mm) metal shelves.</i>			
	30 x 20 x 73	750 x 519 x 1850	NNNN_-BEC203073M	2,697
	30 x 20 x 65	750 x 519 x 1659	NNNN_-BEC203065M	2,669
	30 x 20 x 57	750 x 519 x 1468	NNNN_-BEC203057M	2,563
	30 x 20 x 49	750 x 519 x 1277	NNNN_-BEC203049M	2,248
High-Gloss Black (B) or High-Gloss White (W) front finish option: add \$166.	Specify the front finish (B, W, N) Specify the shelves finish (K, W).			

	W x D x H (in)	W x D x H (mm)	Code	All Laminate (\$)
Storage lateral file cabinets	<i>2 doors with soft-close. 2 file drawers with suspension bars. Lock on file drawers.</i>			
	<i>73" to 65" H (1850 to 1659 mm): 2 adjustable shelves;</i>			
	<i>57" to 49" H (1468 to 1277 mm): 1 adjustable shelf.</i>			
	36 x 20 x 73	900 x 519 x 1850	NNN_-203673LFB	3,311
	36 x 20 x 65	900 x 519 x 1659	NNN_-203665LFB	3,243
	36 x 20 x 57	900 x 519 x 1468	NNN_-203657LFB	3,067
	36 x 20 x 49	900 x 519 x 1277	NNN_-203649LFB	2,993
High-Gloss Black (B) or High-Gloss White (W) front finish option: add \$503.	Specify the drawers handle curve: double (D), left (L) or right (R). Specify the fronts finish (B, W, N).			

	W x D x H (in)	W x D x H (mm)	Code	All Laminate (\$)
Open bookcases with lateral files	<i>Open bookcase. 2 file drawers with suspension bars. Lock.</i>			
	<i>73" to 65" H (1850 to 1659 mm): 2 adjustable shelves;</i>			
	<i>57" to 49" H (1468 to 1277 mm): 1 adjustable shelf.</i>			
	36 x 20 x 73	900 x 519 x 1850	NNN_-203673LFB	2,768
	36 x 20 x 65	900 x 519 x 1659	NNN_-203665LFB	2,725
	36 x 20 x 57	900 x 519 x 1468	NNN_-203657LFB	2,573
	36 x 20 x 49	900 x 519 x 1277	NNN_-203649LFB	2,522
High-Gloss Black (B) or High-Gloss White (W) front finish option: add \$252.	Specify the handle curve: double (D), left (L) or right (R). Specify the fronts finish (B, W, N).			

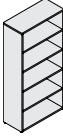
	W x D x H (in)	W x D x H (mm)	Code	All Laminate (\$)
Open bookcases with metal shelves and lateral files	<i>Open bookcase. 2 file drawers with suspension bars. Lock.</i>			
	<i>73" to 65" H (1850 to 1659 mm): 2 adjustable 15" D (375 mm) metal shelves;</i>			
	<i>57" to 49" H (1468 to 1277 mm): 1 adjustable 15" D (375 mm) metal shelf.</i>			
	36 x 20 x 73	900 x 519 x 1850	NNN_-203673LFBEM	3,210
	36 x 20 x 65	900 x 519 x 1659	NNN_-203665LFBEM	3,173
	36 x 20 x 57	900 x 519 x 1468	NNN_-203657LFBEM	2,790
	36 x 20 x 49	900 x 519 x 1277	NNN_-203649LFBEM	2,749
High-Gloss Black (B) or High-Gloss White (W) front finish option: add \$252.	Specify the handle curve: double (D), left (L) or right (R). Specify the fronts finish (B, W, N). Specify the shelves finish (K, W).			

	W x D x H (in)	W x D x H (mm)	Code	All Laminate (\$)
Open bookcases with doors	<i>Open bookcase. 2 doors with soft-close. Lock.</i>			
	<i>73" to 65" H (1850 to 1659 mm): 3 adjustable shelves;</i>			
	<i>57" to 49" H (1468 to 1277 mm): 2 adjustable shelves.</i>			
	36 x 20 x 73	900 x 519 x 1850	NNNN_-203673BBE	2,522
	36 x 20 x 65	900 x 519 x 1659	NNNN_-203665BBE	2,482
	36 x 20 x 57	900 x 519 x 1468	NNNN_-203657BBE	2,331
	36 x 20 x 49	900 x 519 x 1277	NNNN_-203649BBE	2,279
High-Gloss Black (B) or High-Gloss White (W) front finish option: add \$252.	Specify the fronts finish (B, W, N).			

	W x D x H (in)	W x D x H (mm)	Code	All Laminate (\$)
Open bookcases with metal doors and shelves	<i>Open bookcase. 2 doors with soft-close. Lock.</i>			
	<i>73" to 65" H (1850 to 1659 mm): 2 adjustable 15" D (375 mm) metal shelves and 1 laminate shelf;</i>			
	<i>57" to 49" H (1468 to 1277 mm): 1 adjustable 15" D (375 mm) metal shelf.</i>			
	36 x 20 x 73	900 x 519 x 1850	NNNN_-203673BBEM	2,972
	36 x 20 x 65	900 x 519 x 1659	NNNN_-203665BBEM	2,927
	36 x 20 x 57	900 x 519 x 1468	NNNN_-203657BBEM	2,554
	36 x 20 x 49	900 x 519 x 1277	NNNN_-203649BBEM	2,500
High-Gloss Black (B) or High-Gloss White (W) front finish option: add \$252.	Specify the fronts finish (B, W, N). Specify the shelves finish (K, W).			


2-TONE LAMINATE APPLICATION: SHADED AREA CORRESPONDS TO THE FIRST CODE TO BE SPECIFIED. SECOND LAMINATE CODE WILL BE APPLIED TO THE REST OF THE PRODUCT.

Open bookcases



W x D x H (in)	W x D x H (mm)	Code	All Laminate (\$)
<i>1 tone only. 73" H (1850 mm) - 65" H (1659 mm): 4 adjustable shelves;</i>			
<i>57" H (1468 mm): 3 adjustable shelves;</i>			
<i>49" H (1277 mm): 2 adjustable shelves.</i>			
36 x 16 x 73	900 x 400 x 1850	NNNNN-B367316	1,579
36 x 16 x 65	900 x 400 x 1659	NNNNN-B366516	1,426
36 x 16 x 57	900 x 400 x 1468	NNNNN-B365716	1,375
36 x 16 x 49	900 x 400 x 1277	NNNNN-B364916	1,223
30 x 16 x 73	750 x 400 x 1850	NNNNN-B307316	1,491
30 x 16 x 65	750 x 400 x 1659	NNNNN-B306516	1,350
30 x 16 x 57	750 x 400 x 1468	NNNNN-B305716	1,315
30 x 16 x 49	750 x 400 x 1277	NNNNN-B304916	1,164
24 x 16 x 73	600 x 400 x 1850	NNNNN-B247316	1,399
24 x 16 x 65	600 x 400 x 1659	NNNNN-B246516	1,274
24 x 16 x 57	600 x 400 x 1468	NNNNN-B245716	1,241
24 x 16 x 49	600 x 400 x 1277	NNNNN-B244916	1,108
20 x 16 x 73	500 x 400 x 1850	NNNNN-B207316	1,350
20 x 16 x 65	500 x 400 x 1659	NNNNN-B206516	1,223
20 x 16 x 57	500 x 400 x 1468	NNNNN-B205716	1,198
20 x 16 x 49	500 x 400 x 1277	NNNNN-B204916	1,062

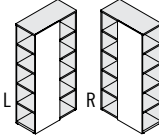
Open bookcases with metal shelves



W x D x H (in)	W x D x H (mm)	Code	All Laminate (\$)
<i>1 tone only. 73" H (1850 mm) - 65" H (1659 mm): 4 adjustable 15" D (375 mm) metal shelves;</i>			
<i>57" H (1468 mm): 3 adjustable 15" D (375 mm) metal shelves;</i>			
<i>49" H (1277 mm): 2 adjustable 15" D (375 mm) metal shelves.</i>			
36 x 16 x 73	900 x 400 x 1850	NNNNN-B367316M	2,324
36 x 16 x 65	900 x 400 x 1659	NNNNN-B366516M	2,167
36 x 16 x 57	900 x 400 x 1468	NNNNN-B365716M	1,938
36 x 16 x 49	900 x 400 x 1277	NNNNN-B364916M	1,592
30 x 16 x 73	750 x 400 x 1850	NNNNN-B307316M	2,085
30 x 16 x 65	750 x 400 x 1659	NNNNN-B306516M	1,944
30 x 16 x 57	750 x 400 x 1468	NNNNN-B305716M	1,766
30 x 16 x 49	750 x 400 x 1277	NNNNN-B304916M	1,458
24 x 16 x 73	600 x 400 x 1850	NNNNN-B247316M	1,846
24 x 16 x 65	600 x 400 x 1659	NNNNN-B246516M	1,722
24 x 16 x 57	600 x 400 x 1468	NNNNN-B245716M	1,580
24 x 16 x 49	600 x 400 x 1277	NNNNN-B244916M	1,333
20 x 16 x 73	500 x 400 x 1850	NNNNN-B207316M	1,646
20 x 16 x 65	500 x 400 x 1659	NNNNN-B206516M	1,520
20 x 16 x 57	500 x 400 x 1468	NNNNN-B205716M	1,423
20 x 16 x 49	500 x 400 x 1277	NNNNN-B204916M	1,215

Specify the shelves finish (K, W).

Open bookcases - 2 axis

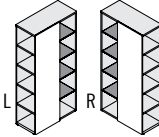


Levelers allow a 3/4" (6 mm) height adjustment.
73" to 65" H (1850 to 1659 mm): 8 adjustable shelves;
57" H (1468 mm): 6 adjustable shelves;
49" H (1277 mm): 4 adjustable shelves.

W x D x H (in)	W x D x H (mm)	Code	All Laminate (\$)
36 x 16 x 73	900 x 419 x 1850	NNN--BAB367316	2,214
36 x 16 x 65	900 x 419 x 1659	NNN--BAB366516	1,981
36 x 16 x 57	900 x 419 x 1468	NNN--BAB365716	1,757
36 x 16 x 49	900 x 419 x 1277	NNN--BAB364916	1,527
30 x 16 x 73	750 x 419 x 1850	NNN--BAB307316	2,101
30 x 16 x 65	750 x 419 x 1659	NNN--BAB306516	1,884
30 x 16 x 57	750 x 419 x 1468	NNN--BAB305716	1,668
30 x 16 x 49	750 x 419 x 1277	NNN--BAB304916	1,452

Specify left (L) or right (R). Specify the front finish (B, W, N)

Open bookcases with metal shelves - 2 axis

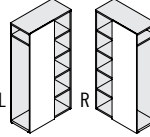


Front metal shelves, lateral laminate shelves. Levelers allow a 3/4" (6 mm) height adjustment.
73" to 65" H (1850 to 1659 mm): 8 adjustable 15" D (375 mm) shelves, including 4 metal shelves;
57" H (1468 mm): 6 adjustable 15" D (375 mm) shelves, including 3 metal shelves;
49" H (1277 mm): 4 adjustable 15" D (375 mm) shelves, including 2 metal shelves.

W x D x H (in)	W x D x H (mm)	Code	All Laminate (\$)
36 x 16 x 73	900 x 419 x 1850	NNN--BAB367316M	2,510
36 x 16 x 65	900 x 419 x 1659	NNN--BAB366516M	2,279
36 x 16 x 57	900 x 419 x 1468	NNN--BAB365716M	1,981
36 x 16 x 49	900 x 419 x 1277	NNN--BAB364916M	1,675
30 x 16 x 73	750 x 419 x 1850	NNN--BAB307316M	2,397
30 x 16 x 65	750 x 419 x 1659	NNN--BAB306516M	2,181
30 x 16 x 57	750 x 419 x 1468	NNN--BAB305716M	1,891
30 x 16 x 49	750 x 419 x 1277	NNN--BAB304916M	1,601

Specify left (L) or right (R). Specify the front finish (B, W, N) Specify the shelves finish (K, W).

Bookcases with open locker - 2 axis

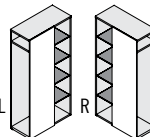


Wardrobe section with clothes hanger bar and 1 fixed shelf. Levelers allow a 3/4" (19 mm) height adjustment.
73" to 65" H (1850 to 1659 mm): 4 adjustable shelves;
57" H (1468 mm): 3 adjustable shelves;
49" H (1277 mm): 2 adjustable shelves.

W x D x H (in)	W x D x H (mm)	Code	All Laminate (\$)
36 x 16 x 73	900 x 419 x 1850	NNN--CEAB367316	1,951
36 x 16 x 65	900 x 419 x 1659	NNN--CEAB366516	1,832
36 x 16 x 57	900 x 419 x 1468	NNN--CEAB365716	1,714
36 x 16 x 49	900 x 419 x 1277	NNN--CEAB364916	1,592

Specify left (L) or right (R). Specify the front finish (B, W, N)

Bookcases with metal shelves and open locker - 2 axis




Wardrobe section with clothes hanger bar and 1 fixed shelf. Levelers allow a 3/4" (19 mm) height adjustment.
73" to 65" H (1850 to 1659 mm): 4 adjustable 15" D (375 mm) metal shelves;
57" H (1468 mm): 3 adjustable 15" D (375 mm) metal shelves;
49" H (1277 mm): 2 adjustable 15" D (375 mm) metal shelves.

W x D x H (in)	W x D x H (mm)	Code	All Laminate (\$)
36 x 16 x 73	900 x 419 x 1850	NNN--CEAB367316M	2,248
36 x 16 x 65	900 x 419 x 1659	NNN--CEAB366516M	2,130
36 x 16 x 57	900 x 419 x 1468	NNN--CEAB365716M	1,938
36 x 16 x 49	900 x 419 x 1277	NNN--CEAB364916M	1,742

Specify left (L) or right (R). Specify the front finish (B, W, N) Specify the shelves finish (K, W).

BOOKCASE HUTCHES

Bookcase hutches with doors

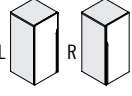


2 doors with soft-close. Can accommodate a tackboard on its back.
52" to 36" H (1289 to 907 mm): 2 adjustable shelves;
28" H (716 mm): 1 adjustable shelf.

W x D x H (in)	W x D x H (mm)	Code	All Laminate (\$)
36 x 20 x 52	900 x 519 x 1289	NNNN--EB365220P	2,179
36 x 20 x 44	900 x 519 x 1098	NNNN--EB364420P	2,103
36 x 20 x 36	900 x 519 x 907	NNNN--EB363620P	1,902
36 x 20 x 28	900 x 519 x 716	NNNN--EB362820P	1,819
30 x 20 x 52	750 x 519 x 1289	NNNN--EB305220P	2,120
30 x 20 x 44	750 x 519 x 1098	NNNN--EB304420P	2,037
30 x 20 x 36	750 x 519 x 907	NNNN--EB303620P	1,837
30 x 20 x 28	750 x 519 x 716	NNNN--EB302820P	1,770
36 x 16 x 52	900 x 419 x 1289	NNNN--EB365216P	2,103
36 x 16 x 44	900 x 419 x 1098	NNNN--EB364416P	2,020
36 x 16 x 36	900 x 419 x 907	NNNN--EB363616P	1,830
36 x 16 x 28	900 x 419 x 716	NNNN--EB362816P	1,758
30 x 16 x 52	750 x 419 x 1289	NNNN--EB305216P	2,020
30 x 16 x 44	750 x 419 x 1098	NNNN--EB304416P	1,944
30 x 16 x 36	750 x 419 x 907	NNNN--EB303616P	1,758
30 x 16 x 28	750 x 419 x 716	NNNN--EB302816P	1,693

Specify the fronts finish (B, W, N).


Bookcase hutches with door




1 door with soft-close. Can accommodate a tackboard on its back.
52" to 36" H (1289 to 907 mm): 2 adjustable shelves;
28" H (716 mm): 1 adjustable shelf.

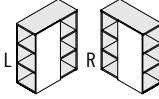
W x D x H (in)	W x D x H (mm)	Code	All Laminate (\$)
24 x 20 x 52	600 x 519 x 1289	NNN--EB245220P	2,028
24 x 20 x 44	600 x 519 x 1098	NNN--EB244420P	1,957
24 x 20 x 36	600 x 519 x 907	NNN--EB243620P	1,777
24 x 20 x 28	600 x 519 x 716	NNN--EB242820P	1,706
20 x 20 x 52	500 x 519 x 1289	NNN--EB205220P	1,887
20 x 20 x 44	500 x 519 x 1098	NNN--EB204420P	1,837
20 x 20 x 36	500 x 519 x 907	NNN--EB203620P	1,661
20 x 20 x 28	500 x 519 x 716	NNN--EB202820P	1,608
24 x 16 x 52	600 x 419 x 1289	NNN--EB245216P	1,627
24 x 16 x 44	600 x 419 x 1098	NNN--EB244416P	1,579
24 x 16 x 36	600 x 419 x 907	NNN--EB243616P	1,388
24 x 16 x 28	600 x 419 x 716	NNN--EB242816P	1,341
16 x 16 x 52	400 x 419 x 1289	NNN--EB165216P	1,517
16 x 16 x 44	400 x 419 x 1098	NNN--EB164416P	1,476
16 x 16 x 36	400 x 419 x 907	NNN--EB163616P	1,306
16 x 16 x 28	400 x 419 x 716	NNN--EB162816P	1,259

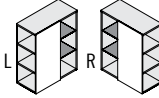
Specify the opening: left (L) or right (R). Specify the front finish (B, W, N)

	W x D x H (in)	W x D x H (mm)	Code	All Laminate (\$)
Open bookcase hutches 	<i>Can accommodate a tackboard on back. 1 tone only. 52" to 36" H (1289 to 907 mm): 2 adjustable shelves; 28" H (1468 mm): 1 adjustable shelf.</i>			
	36 x 20 x 52	900 x 500 x 1289	NNNNN-EB365220	1,375
	36 x 20 x 44	900 x 500 x 1098	NNNNN-EB364420	1,325
	36 x 20 x 36	900 x 500 x 907	NNNNN-EB363620	1,274
	36 x 20 x 28	900 x 500 x 716	NNNNN-EB362820	1,089
	30 x 20 x 52	750 x 500 x 1289	NNNNN-EB305220	1,315
	30 x 20 x 44	750 x 500 x 1098	NNNNN-EB304420	1,268
	30 x 20 x 36	750 x 500 x 907	NNNNN-EB303620	1,216
	30 x 20 x 28	750 x 500 x 716	NNNNN-EB302820	1,033
	24 x 20 x 52	600 x 500 x 1289	NNNNN-EB245220	1,249
	24 x 20 x 44	600 x 500 x 1098	NNNNN-EB244420	1,207
	24 x 20 x 36	600 x 500 x 907	NNNNN-EB243620	1,164
	24 x 20 x 28	600 x 500 x 716	NNNNN-EB242820	989
	20 x 20 x 52	500 x 500 x 1289	NNNNN-EB205220	1,223
	20 x 20 x 44	500 x 500 x 1098	NNNNN-EB204420	1,172
	20 x 20 x 36	500 x 500 x 907	NNNNN-EB203620	1,132
	20 x 20 x 28	500 x 500 x 716	NNNNN-EB202820	948
	36 x 16 x 52	900 x 400 x 1289	NNNNN-EB365216	1,281
	36 x 16 x 44	900 x 400 x 1098	NNNNN-EB364416	1,241
	36 x 16 x 36	900 x 400 x 907	NNNNN-EB363616	1,198
	36 x 16 x 28	900 x 400 x 716	NNNNN-EB362816	1,023
	30 x 16 x 52	750 x 400 x 1289	NNNNN-EB305216	1,229
	30 x 16 x 44	750 x 400 x 1098	NNNNN-EB304416	1,184
	30 x 16 x 36	750 x 400 x 907	NNNNN-EB303616	1,140
	30 x 16 x 28	750 x 400 x 716	NNNNN-EB302816	980
	24 x 16 x 52	600 x 400 x 1289	NNNNN-EB245216	1,172
	24 x 16 x 44	600 x 400 x 1098	NNNNN-EB244416	1,140
	24 x 16 x 36	600 x 400 x 907	NNNNN-EB243616	1,096
	24 x 16 x 28	600 x 400 x 716	NNNNN-EB242816	932
	16 x 16 x 52	400 x 400 x 1289	NNNNN-EB165216	1,140
	16 x 16 x 44	400 x 400 x 1098	NNNNN-EB164416	1,108
	16 x 16 x 36	400 x 400 x 907	NNNNN-EB163616	1,056
16 x 16 x 28	400 x 400 x 716	NNNNN-EB162816	896	

	W x D x H (in)	W x D x H (mm)	Code	All Laminate (\$)
Open bookcase hutches with metal shelves 	<i>Can accommodate a tackboard on back. 1 tone only. 52" to 36" H (1289 to 907 mm): 2 adjustable 15" D (375 mm) metal shelves; 28" H (1468 mm): 1 adjustable 15" D (375 mm) metal shelf.</i>			
	36 x 20 x 52	900 x 500 x 1289	NNNNN-EB365220M	1,826
	36 x 20 x 44	900 x 500 x 1098	NNNNN-EB364420M	1,774
	36 x 20 x 36	900 x 500 x 907	NNNNN-EB363620M	1,722
	36 x 20 x 28	900 x 500 x 716	NNNNN-EB362820M	1,309
	30 x 20 x 52	750 x 500 x 1289	NNNNN-EB305220M	1,692
	30 x 20 x 44	750 x 500 x 1098	NNNNN-EB304420M	1,639
	30 x 20 x 36	750 x 500 x 907	NNNNN-EB303620M	1,587
	30 x 20 x 28	750 x 500 x 716	NNNNN-EB302820M	1,222
	24 x 20 x 52	600 x 500 x 1289	NNNNN-EB245220M	1,550
	24 x 20 x 44	600 x 500 x 1098	NNNNN-EB244420M	1,505
	24 x 20 x 36	600 x 500 x 907	NNNNN-EB243620M	1,458
	24 x 20 x 28	600 x 500 x 716	NNNNN-EB242820M	1,140
	20 x 20 x 52	500 x 500 x 1289	NNNNN-EB205220M	1,446
	20 x 20 x 44	500 x 500 x 1098	NNNNN-EB204420M	1,400
	20 x 20 x 36	500 x 500 x 907	NNNNN-EB203620M	1,354
	20 x 20 x 28	500 x 500 x 716	NNNNN-EB202820M	1,057
	36 x 16 x 52	900 x 400 x 1289	NNNNN-EB365216M	1,652
	36 x 16 x 44	900 x 400 x 1098	NNNNN-EB364416M	1,617
	36 x 16 x 36	900 x 400 x 907	NNNNN-EB363616M	1,571
	36 x 16 x 28	900 x 400 x 716	NNNNN-EB362816M	1,206
	30 x 16 x 52	750 x 400 x 1289	NNNNN-EB305216M	1,527
	30 x 16 x 44	750 x 400 x 1098	NNNNN-EB304416M	1,483
	30 x 16 x 36	750 x 400 x 907	NNNNN-EB303616M	1,437
	30 x 16 x 28	750 x 400 x 716	NNNNN-EB302816M	1,133

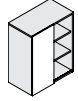
	W x D x H (in)	W x D x H (mm)	Code	All Laminate (\$)
Open bookcase hutches with metal shelves (cont'd)	24 x 16 x 52	600 x 400 x 1289	NNNNN-EB245216M	1,400
	24 x 16 x 44	600 x 400 x 1098	NNNNN-EB244416M	1,361
	24 x 16 x 36	600 x 400 x 907	NNNNN-EB243616M	1,319
	24 x 16 x 28	600 x 400 x 716	NNNNN-EB242816M	1,044
	16 x 16 x 52	400 x 400 x 1289	NNNNN-EB165216M	1,289
	16 x 16 x 44	400 x 400 x 1098	NNNNN-EB164416M	1,259
	16 x 16 x 36	400 x 400 x 907	NNNNN-EB163616M	1,206
	16 x 16 x 28	400 x 400 x 716	NNNNN-EB162816M	970
	Specify the shelves finish (K, W).			

	W x D x H (in)	W x D x H (mm)	Code	All Laminate (\$)	
Open bookcase hutches - 2 axis 	<i>Can accommodate a tackboard on back. 52" to 36" H (1289 to 907 mm): 4 adjustable shelves; 28" H (1468 mm): 2 adjustable shelves.</i>				
	36 x 20 x 52	900 x 519 x 1289	NNN_-EBA365220	1,646	
	36 x 20 x 44	900 x 519 x 1098	NNN_-EBA364420	1,587	
	36 x 20 x 36	900 x 519 x 907	NNN_-EBA363620	1,534	
	36 x 20 x 28	900 x 519 x 716	NNN_-EBA362820	1,483	
	30 x 20 x 52	750 x 519 x 1289	NNN_-EBA305220	1,571	
	30 x 20 x 44	750 x 519 x 1098	NNN_-EBA304420	1,541	
	30 x 20 x 36	750 x 519 x 907	NNN_-EBA303620	1,520	
	30 x 20 x 28	750 x 519 x 716	NNN_-EBA302820	1,497	
	36 x 16 x 52	900 x 419 x 1289	NNN_-EBA365216	1,452	
	36 x 16 x 44	900 x 419 x 1098	NNN_-EBA364416	1,408	
	36 x 16 x 36	900 x 419 x 907	NNN_-EBA363616	1,354	
	36 x 16 x 28	900 x 419 x 716	NNN_-EBA362816	1,309	
	30 x 16 x 52	750 x 419 x 1289	NNN_-EBA305216	1,384	
	30 x 16 x 44	750 x 419 x 1098	NNN_-EBA304416	1,361	
	30 x 16 x 36	750 x 419 x 907	NNN_-EBA303616	1,348	
	30 x 16 x 28	750 x 419 x 716	NNN_-EBA302816	1,326	
	Specify left (L) or right (R). Specify the front finish (B, W, N)				

	W x D x H (in)	W x D x H (mm)	Code	All Laminate (\$)	
Open bookcase hutches with metal shelves - 2 axis 	<i>Front metal shelves, lateral laminate shelves. Can accommodate a tackboard on back. 52" to 36" H (1289 to 907 mm): 4 adjustable 15" D (375 mm) shelves, including 2 in metal; 28" H (1468 mm): 2 adjustable 15" D (375 mm) shelves, including 1 metal shelf.</i>				
	36 x 20 x 52	900 x 519 x 1289	NNN_-EBA365220M	1,795	
	36 x 20 x 44	900 x 519 x 1098	NNN_-EBA364420M	1,736	
	36 x 20 x 36	900 x 519 x 907	NNN_-EBA363620M	1,685	
	36 x 20 x 28	900 x 519 x 716	NNN_-EBA362820M	1,556	
	30 x 20 x 52	750 x 519 x 1289	NNN_-EBA305220M	1,722	
	30 x 20 x 44	750 x 519 x 1098	NNN_-EBA304420M	1,692	
	30 x 20 x 36	750 x 519 x 907	NNN_-EBA303620M	1,668	
	30 x 20 x 28	750 x 519 x 716	NNN_-EBA302820M	1,571	
	36 x 16 x 52	900 x 419 x 1289	NNN_-EBA365216M	1,601	
	36 x 16 x 44	900 x 419 x 1098	NNN_-EBA364416M	1,556	
	36 x 16 x 36	900 x 419 x 907	NNN_-EBA363616M	1,505	
	36 x 16 x 28	900 x 419 x 716	NNN_-EBA362816M	1,384	
	30 x 16 x 52	750 x 419 x 1289	NNN_-EBA305216M	1,534	
	30 x 16 x 44	750 x 419 x 1098	NNN_-EBA304416M	1,511	
	30 x 16 x 36	750 x 419 x 907	NNN_-EBA303616M	1,497	
	30 x 16 x 28	750 x 419 x 716	NNN_-EBA302816M	1,400	
	Specify left (L) or right (R). Specify the front finish (B, W, N) Specify the shelves finish (K, W).				

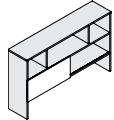
2-TONE LAMINATE APPLICATION: SHADED AREA CORRESPONDS TO THE FIRST CODE TO BE SPECIFIED. SECOND LAMINATE CODE WILL BE APPLIED TO THE REST OF THE PRODUCT.

W x D x H (in)	W x D x H (mm)	Code	All Laminate (\$)
Open bookcase hutches with sliding door			
<i>Sliding door. Can accommodate a tackboard on back. 52" to 36" H (1289 to 907 mm): 4 adjustable shelves; 28" H (716 mm): 2 adjustable shelves.</i>			
36 x 20 x 52	900 x 519 x 1289	NNNN -EB365220C	2,164
36 x 20 x 44	900 x 519 x 1098	NNNN -EB364420C	2,088
36 x 20 x 36	900 x 519 x 907	NNNN -EB363620C	2,020
36 x 20 x 28	900 x 519 x 716	NNNN -EB362820C	1,843
30 x 20 x 52	750 x 519 x 1289	NNNN -EB305220C	2,068
30 x 20 x 44	750 x 519 x 1098	NNNN -EB304420C	2,011
30 x 20 x 36	750 x 519 x 907	NNNN -EB303620C	1,944
30 x 20 x 28	750 x 519 x 716	NNNN -EB302820C	1,785
36 x 16 x 52	900 x 419 x 1289	NNNN -EB365216C	2,081
36 x 16 x 44	900 x 419 x 1098	NNNN -EB364416C	2,020
36 x 16 x 36	900 x 419 x 907	NNNN -EB363616C	1,952
36 x 16 x 28	900 x 419 x 716	NNNN -EB362816C	1,785
30 x 16 x 52	750 x 419 x 1289	NNNN -EB305216C	2,011
30 x 16 x 44	750 x 419 x 1098	NNNN -EB304416C	1,944
30 x 16 x 36	750 x 419 x 907	NNNN -EB303616C	1,887
30 x 16 x 28	750 x 419 x 716	NNNN -EB302816C	1,726



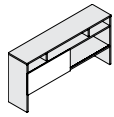
High-Gloss Black (B) or High-Gloss White (W) front finish option: add \$252.

W x D x H (in)	W x D x H (mm)	Code	All Laminate (\$)
Hutches with open bookcase and sliding door - 44" H			
<i>Open spaces on top: 13 3/4" H (348 mm). Sliding door. Height clearance: 12 3/4" (325 mm). Full-width wire access. Can accommodate a tackboard.</i>			
72 x 16 x 44	1800 x 419 x 1098	NNNN -EN724416C	2,101
66 x 16 x 44	1650 x 419 x 1098	NNNN -EN664416C	2,056
60 x 16 x 44	1500 x 419 x 1098	NNNN -EN604416C	2,003
54 x 16 x 44	1350 x 419 x 1098	NNNN -EN544416C	1,956



High-Gloss Black (B) or High-Gloss White (W) front finish option: add \$166.

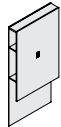
W x D x H (in)	W x D x H (mm)	Code	All Laminate (\$)
Hutches with open spaces and sliding door - 36" H			
<i>Open spaces on top: 6" H (157 mm). Sliding door. Height clearance: 12 3/4" (325 mm). Full-width wire access. Can accommodate a tackboard.</i>			
72 x 16 x 36	1800 x 419 x 907	NNNN -EN723616C	2,020
66 x 16 x 36	1650 x 419 x 907	NNNN -EN663616C	1,975
60 x 16 x 36	1500 x 419 x 907	NNNN -EN603616C	1,928
54 x 16 x 36	1350 x 419 x 907	NNNN -EN543616C	1,884



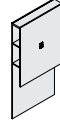
High-Gloss Black (B) or High-Gloss White (W) front finish option: add \$166.

MEDIA PANELS

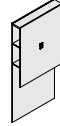
W x D x H (in)	W x D x H (mm)	Code	All Laminate (\$)
Media panels for storage modules 21" H			
<i>Openings on left and on right. Can accommodate a non-articulated flat screen support (sold separately). Grommets for wire management. Must be used with 21" H (561 mm) storage module. 1 tone only.</i>			
<i>73" H (1837 mm): 2 fixed shelves; 65" to 57" H (1646 to 1455 mm): 1 fixed shelf.</i>			
48 x 7 x 73	1200 x 185 x 1837	NNNN -ETV487321	1,846
42 x 7 x 73	1050 x 185 x 1837	NNNN -ETV427321	1,766
36 x 7 x 73	900 x 185 x 1837	NNNN -ETV367321	1,692
48 x 7 x 65	1200 x 185 x 1646	NNNN -ETV486521	1,675
42 x 7 x 65	1050 x 185 x 1646	NNNN -ETV426521	1,601
36 x 7 x 65	900 x 185 x 1646	NNNN -ETV366521	1,534
48 x 7 x 57	1200 x 185 x 1455	NNNN -ETV485721	1,505
42 x 7 x 57	1050 x 185 x 1455	NNNN -ETV425721	1,437
36 x 7 x 57	900 x 185 x 1455	NNNN -ETV365721	1,378



W x D x H (in)	W x D x H (mm)	Code	All Laminate (\$)
Media panels for storage modules 27" H			
<i>Openings on left and on right. Can accommodate a non-articulated flat screen support (sold separately). Grommets for wire management. Must be used with 27" H (690 mm) storage module. 1 tone only.</i>			
<i>71" H (1775 mm): 2 fixed shelves; 63" to 55" H (1584 to 1393 mm): 1 fixed shelf.</i>			
48 x 7 x 71	1200 x 185 x 1775	NNNN -ETV487127	1,832
42 x 7 x 71	1050 x 185 x 1775	NNNN -ETV427127	1,757
36 x 7 x 71	900 x 185 x 1775	NNNN -ETV367127	1,685
48 x 7 x 63	1200 x 185 x 1584	NNNN -ETV486327	1,661
42 x 7 x 63	1050 x 185 x 1584	NNNN -ETV426327	1,587
36 x 7 x 63	900 x 185 x 1584	NNNN -ETV366327	1,520
48 x 7 x 55	1200 x 185 x 1393	NNNN -ETV485527	1,483
42 x 7 x 55	1050 x 185 x 1393	NNNN -ETV425527	1,423
36 x 7 x 55	900 x 185 x 1393	NNNN -ETV365527	1,354

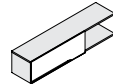


W x D x H (in)	W x D x H (mm)	Code	All Laminate (\$)
Media panels for desks and tables 29 1/2" H			
<i>Openings on left and on right. Can accommodate a non-articulated flat screen support (sold separately). Grommets for wire management. Must be used with a 29 1/2" H (752 mm) desk or table. 1 tone only.</i>			
<i>73" H (1837 mm): 2 fixed shelves; 65" to 57" H (1646 to 1455 mm): 1 fixed shelf.</i>			
48 x 7 x 73	1200 x 185 x 1837	NNNN -ETV487329	1,826
42 x 7 x 73	1050 x 185 x 1837	NNNN -ETV427329	1,750
36 x 7 x 73	900 x 185 x 1837	NNNN -ETV367329	1,675
48 x 7 x 65	1200 x 185 x 1646	NNNN -ETV486529	1,646
42 x 7 x 65	1050 x 185 x 1646	NNNN -ETV426529	1,580
36 x 7 x 65	900 x 185 x 1646	NNNN -ETV366529	1,511
48 x 7 x 57	1200 x 185 x 1455	NNNN -ETV485729	1,458
42 x 7 x 57	1050 x 185 x 1455	NNNN -ETV425729	1,400
36 x 7 x 57	900 x 185 x 1455	NNNN -ETV365729	1,341



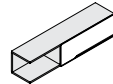
WALL-MOUNTED HUTCHES

W x D x H (in)	W x D x H (mm)	Code	All Laminate (\$)
Wall-mounted hutches with lift-up door and open space on right			
<i>Assisted lift-up door with soft close. Open space on right. Assembly hardware included for wall-mount installation.</i>			
<i>72" W (1800 mm): 26" W (645 mm) open bookcase; 66" W (1650 mm): 22" W (545 mm) open bookcase; 60" W (1500 mm): 20" W (495 mm) open bookcase; 54" W (1350 mm): 18" W (445 mm) open bookcase.</i>			
72 x 16 x 16	1800 x 419 x 400	NNN -EMV721616	1,736
66 x 16 x 16	1650 x 419 x 400	NNN -EMV661616	1,700
60 x 16 x 16	1500 x 419 x 400	NNN -EMV601616	1,661
54 x 16 x 16	1350 x 419 x 400	NNN -EMV541616	1,619
<i>Specify the handle curve: double (D), left (L) or right (R). Specify the front finish (B, W, N).</i>			



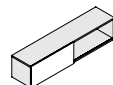
High-Gloss Black (B) or High-Gloss White (W) front finish option: add \$166.

W x D x H (in)	W x D x H (mm)	Code	All Laminate (\$)
Wall-mounted hutches with lift-up door and open space on left			
<i>Assisted lift-up door with soft close. Open space on left. Assembly hardware included for wall-mount installation.</i>			
<i>72" W (1800 mm): 26" W (645 mm) open bookcase; 66" W (1650 mm): 22" W (545 mm) open bookcase; 60" W (1500 mm): 20" W (495 mm) open bookcase; 54" W (1350 mm): 18" W (445 mm) open bookcase.</i>			
72 x 16 x 16	1800 x 419 x 400	NNN -EM721616V	1,736
66 x 16 x 16	1650 x 419 x 400	NNN -EM661616V	1,700
60 x 16 x 16	1500 x 419 x 400	NNN -EM601616V	1,661
54 x 16 x 16	1350 x 419 x 400	NNN -EM541616V	1,619
<i>Specify the handle curve: double (D), left (L) or right (R). Specify the front finish (B, W, N).</i>			




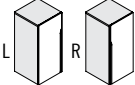
High-Gloss Black (B) or High-Gloss White (W) front finish option: add \$166.


W x D x H (in)	W x D x H (mm)	Code	All Laminate (\$)
Wall-mounted hutches with sliding door			
<i>Sliding door. Assembly hardware included for wall-mount installation. Can accommodate a tackboard.</i>			
84 x 16 x 16	2100 x 419 x 400	NNNN -EM841616C	1,758
78 x 16 x 16	1950 x 419 x 400	NNNN -EM781616C	1,720
72 x 16 x 16	1800 x 419 x 400	NNNN -EM721616C	1,676
66 x 16 x 16	1650 x 419 x 400	NNNN -EM661616C	1,635
60 x 16 x 16	1500 x 419 x 400	NNNN -EM601616C	1,600
54 x 16 x 16	1350 x 419 x 400	NNNN -EM541616C	1,559
<i>Specify the front finish (B, W, N).</i>			





High-Gloss Black (B) or High-Gloss White (W) front finish option: add \$166.


	W x D x H (in)	W x D x H (mm)	Code	All Laminate (\$)
Wall-mounted hutches with doors  <p>High-Gloss Black (B) or High-Gloss White (W) fronts finish option: add \$166.</p>	2 doors with soft close. Assembly hardware included for wall-mount installation. 52" to 36" H (1289 to 907 mm): 2 adjustable shelves; 28" H (716 mm): 1 adjustable shelf.			
	36 x 16 x 52	900 x 419 x 1289	NNNN -EM365216P	2,011
	36 x 16 x 44	900 x 419 x 1098	NNNN -EM364416P	1,912
	36 x 16 x 36	900 x 419 x 907	NNNN -EM363616P	1,770
	36 x 16 x 28	900 x 419 x 716	NNNN -EM362816P	1,700
	30 x 16 x 52	750 x 419 x 1289	NNNN -EM305216P	1,938
	30 x 16 x 44	750 x 419 x 1098	NNNN -EM304416P	1,843
	30 x 16 x 36	750 x 419 x 907	NNNN -EM303616P	1,706
	30 x 16 x 28	750 x 419 x 716	NNNN -EM302816P	1,648
	Specify the fronts finish (B, W, N).			


	W x D x H (in)	W x D x H (mm)	Code	All Laminate (\$)
Wall-mounted hutches with door  <p>High-Gloss Black (B) or High-Gloss White (W) front finish option: add \$127.</p>	1 door with soft close. Assembly hardware included for wall-mount installation. 52" to 36" H (1289 to 907 mm): 2 adjustable shelves; 28" H (716 mm): 1 adjustable shelf.			
	24 x 16 x 52	600 x 419 x 1289	NNN -EM245216P	1,801
	24 x 16 x 44	600 x 419 x 1098	NNN -EM244416P	1,720
	24 x 16 x 36	600 x 419 x 907	NNN -EM243616P	1,591
	24 x 16 x 28	600 x 419 x 716	NNN -EM242816P	1,550
Specify the opening: left (L) or right (R). Specify the front finish (B, W, N).				


PEDESTALS				
Hanging pedestal with drawers  <p>High-Gloss Black (B) or High-Gloss White (W) front finish option: add \$84.</p>	1 box drawer and 1 file drawer with soft-close. Suspension bar. Pencil tray. Lock. Must be installed under a surface. Not compatible with 20" (500 mm) deep surfaces and height adjustable desks.			
	16 x 18 x 20	409 x 448 x 489	NNN -161820F	1,274
Specify the handle curve: double (D), left (L) or right (R). Specify the fronts finish (B, W, N).				


Mobile pedestal with drawers  <p>High-Gloss Black (B) or High-Gloss White (W) front finish option: add \$84.</p>	1 box drawer and 1 file drawer with soft-close. Suspension bar. Pencil tray. Lock. Brakes on front casters. Can accommodate 1 cushion.			
	16 x 18 x 20	390 x 450 x 530	NNN -MP161820F	1,566
Specify the handle curve: double (D), left (L) or right (R). Specify the fronts finish (B, W, N).				


ACCESSORIES				
Modular modesty panels for short back surfaces  <p>High-Gloss Black (B) or High-Gloss White (W) front finish option: 27" to 51" W (669 to 1269 mm): add \$127; 55" to 67" W (1369 to 1669 mm): add \$166; 69" to 81" W (1719 to 2019 mm): add \$211.</p>	Use as a modesty panel under 6" H (150 mm) short-back surfaces. Not compatible with struts surfaces, return-surfaces and desks with height adjustable returns. 1 tone only.			
	81 x 5/8 x 14	2019 x 16 x 350	NNNN -MOD1481	318
	75 x 5/8 x 14	1869 x 16 x 350	NNNN -MOD1475	310
	73 x 5/8 x 14	1819 x 16 x 350	NNNN -MOD1473	310
	69 x 5/8 x 14	1719 x 16 x 350	NNNN -MOD1469	302
	67 x 5/8 x 14	1669 x 16 x 350	NNNN -MOD1467	302
	63 x 5/8 x 14	1569 x 16 x 350	NNNN -MOD1463	294
	61 x 5/8 x 14	1519 x 16 x 350	NNNN -MOD1461	294
	57 x 5/8 x 14	1419 x 16 x 350	NNNN -MOD1457	276
	55 x 5/8 x 14	1369 x 16 x 350	NNNN -MOD1455	266
	51 x 5/8 x 14	1269 x 16 x 350	NNNN -MOD1451	266
	49 x 5/8 x 14	1219 x 16 x 350	NNNN -MOD1449	260
	45 x 5/8 x 14	1119 x 16 x 350	NNNN -MOD1445	260
	39 x 5/8 x 14	969 x 16 x 350	NNNN -MOD1439	252
	33 x 5/8 x 14	819 x 16 x 350	NNNN -MOD1433	244
27 x 5/8 x 14	669 x 16 x 350	NNNN -MOD1427	244	
Specify the modesty panel finish (B, W, N).				

	W x D x H (in)	W x D x H (mm)	Code	All Laminate (\$)
Modular modesty panels for surfaces with struts  <p>High-Gloss Black (B) or High-Gloss White (W) front finish option: 27" to 51" W (669 to 1269 mm): add \$127; 55" to 67" W (1369 to 1669 mm): add \$166; 69" to 81" W (1719 to 2019 mm): add \$211.</p>	To be used as a modesty panel underneath surfaces with struts, return tables and electric desks with return. Not compatible with 6" H (150 mm) short-back surfaces. 1 tone only.			
	69 x 5/8 x 14	1719 x 16 x 350	NNNN -MODS1469	318
	67 x 5/8 x 14	1669 x 16 x 350	NNNN -MODS1467	310
	63 x 5/8 x 14	1569 x 16 x 350	NNNN -MODS1463	310
	61 x 5/8 x 14	1519 x 16 x 350	NNNN -MODS1461	302
	57 x 5/8 x 14	1419 x 16 x 350	NNNN -MODS1457	302
	55 x 5/8 x 14	1369 x 16 x 350	NNNN -MODS1455	294
	51 x 5/8 x 14	1269 x 16 x 350	NNNN -MODS1451	294
	49 x 5/8 x 14	1219 x 16 x 350	NNNN -MODS1449	276
	45 x 5/8 x 14	1119 x 16 x 350	NNNN -MODS1445	266
	39 x 5/8 x 14	969 x 16 x 350	NNNN -MODS1439	266
	33 x 5/8 x 14	819 x 16 x 350	NNNN -MODS1433	260
	27 x 5/8 x 14	669 x 16 x 350	NNNN -MODS1427	260
Specify the modesty panel finish (B, W, N).				

	W x D x H (in)	W x D x H (mm)	Code	All Laminate (\$)
Fabric privacy lateral screens 	Fabric screen supported by metal clips. Height adjustable. Can be attached to a surface, desk or return. These prices are applicable for United Chair® Grade 1 and 2 fabrics. For other United Chair® grades add: Grade 3: 15%, Grade 4: 20%, Grade 5: 25%, Grade 6: 30%, Grade 8: 35%.			
	48 x 3/4 x 30	1200 x 19 x 750	NNNN -SCF3048	837
	42 x 3/4 x 30	1050 x 19 x 750	NNNN -SCF3042	810
	36 x 3/4 x 30	900 x 19 x 750	NNNN -SCF3036	788
	30 x 3/4 x 30	750 x 19 x 750	NNNN -SCF3030	760
	48 x 3/4 x 24	1200 x 19 x 600	NNNN -SCF2448	797
	42 x 3/4 x 24	1050 x 19 x 600	NNNN -SCF2442	782
	36 x 3/4 x 24	900 x 19 x 600	NNNN -SCF2436	753
	30 x 3/4 x 24	750 x 19 x 600	NNNN -SCF2430	729
	24 x 3/4 x 24	600 x 19 x 600	NNNN -SCF2424	704

	W x D x H (in)	W x D x H (mm)	Code	All Laminate (\$)
Acrylic privacy lateral screens 	Translucent screen supported by metal clips. Height adjustable. Can be attached to a surface, desk or return.			
	48 x 1/4 x 30	1200 x 6 x 750	NNNN -SCT3048	1,114
	42 x 1/4 x 30	1050 x 6 x 750	NNNN -SCT3042	998
	36 x 1/4 x 30	900 x 6 x 750	NNNN -SCT3036	881
	30 x 1/4 x 30	750 x 6 x 750	NNNN -SCT3030	760
	48 x 1/4 x 24	1200 x 6 x 600	NNNN -SCT2448	932
	42 x 1/4 x 24	1050 x 6 x 600	NNNN -SCT2442	830
	36 x 1/4 x 24	900 x 6 x 600	NNNN -SCT2436	747
	30 x 1/4 x 24	750 x 6 x 600	NNNN -SCT2430	645
	24 x 1/4 x 24	600 x 6 x 600	NNNN -SCT2424	553

	W x D x H (in)	W x D x H (mm)	Code	All Laminate (\$)
Tackboards for hutches with sliding door 	These prices are applicable for United Chair® Grade 1 and 2 fabrics. For other United Chair® grades add: Grade 3: 15%, Grade 4: 20%, Grade 5: 25%, Grade 6: 30%, Grade 8: 35%.			
	70 x 1/2 x 12	1750 x 13 x 279	NNNN -TK7012E	545
	64 x 1/2 x 12	1600 x 13 x 279	NNNN -TK6412E	530
	58 x 1/2 x 12	1450 x 13 x 279	NNNN -TK5812E	513
	52 x 1/2 x 12	1300 x 13 x 279	NNNN -TK5212E	499

	W x D x H (in)	W x D x H (mm)	Code	All Laminate (\$)
Tackboards for the back of bookcase hutches 	These prices are applicable for United Chair® Grade 1 and 2 fabrics. For other United Chair® grades add: Grade 3: 15%, Grade 4: 20%, Grade 5: 25%, Grade 6: 30%, Grade 8: 35%.			
	34 x 1/2 x 50	841 x 13 x 1232	NNNN -TK3450	593
	34 x 1/2 x 42	841 x 13 x 1041	NNNN -TK3442	578
	34 x 1/2 x 34	841 x 13 x 850	NNNN -TK3434	562
	34 x 1/2 x 26	841 x 13 x 659	NNNN -TK3426	546
	28 x 1/2 x 50	691 x 13 x 1232	NNNN -TK2850	578
	28 x 1/2 x 42	691 x 13 x 1041	NNNN -TK2842	562
	28 x 1/2 x 34	691 x 13 x 850	NNNN -TK2834	546
	28 x 1/2 x 26	691 x 13 x 659	NNNN -TK2826	530
	22 x 1/2 x 50	541 x 13 x 1232	NNNN -TK2250	562
	22 x 1/2 x 42	541 x 13 x 1041	NNNN -TK2242	546
	22 x 1/2 x 34	541 x 13 x 850	NNNN -TK2234	530
	22 x 1/2 x 26	541 x 13 x 659	NNNN -TK2226	503
	18 x 1/2 x 50	441 x 13 x 1232	NNNN -TK1850	546
	18 x 1/2 x 42	441 x 13 x 1041	NNNN -TK1842	530
	18 x 1/2 x 34	441 x 13 x 850	NNNN -TK1834	503
	18 x 1/2 x 26	441 x 13 x 659	NNNN -TK1826	488
	14 x 1/2 x 50	341 x 13 x 1232	NNNN -TK1450	530
	14 x 1/2 x 42	341 x 13 x 1041	NNNN -TK1442	503
	14 x 1/2 x 34	341 x 13 x 850	NNNN -TK1434	488
	14 x 1/2 x 26	341 x 13 x 659	NNNN -TK1426	469

All
Laminate
(\$)

Cushions



W x D x H (in) W x D x H (mm) Code

1 3/8" (35 mm) thick cushion. Installs on low storage modules and benches with Velcro. These prices are applicable for United Chair® Grade 1 and 2 fabrics. For other United Chair® grades add: Grade 3: 15%, Grade 4: 20%, Grade 5: 25%, Grade 6: 30%, Grade 7: 35%.

For storage modules

48 x 36 x 1 3/8	1200 x 900 x 35	NNNNN-CU3648	998
42 x 36 x 1 3/8	1250 x 900 x 35	NNNNN-CU3642	932
36 x 36 x 1 3/8	900 x 900 x 35	NNNNN-CU3636	864
30 x 36 x 1 3/8	750 x 900 x 35	NNNNN-CU3630	789
24 x 36 x 1 3/8	600 x 900 x 35	NNNNN-CU3624	722
16 x 36 x 1 3/8	400 x 900 x 35	NNNNN-CU3616	655
48 x 30 x 1 3/8	1200 x 750 x 35	NNNNN-CU3048	905
42 x 30 x 1 3/8	1250 x 750 x 35	NNNNN-CU3042	857
36 x 30 x 1 3/8	900 x 750 x 35	NNNNN-CU3036	810
30 x 30 x 1 3/8	750 x 750 x 35	NNNNN-CU3030	746
24 x 30 x 1 3/8	600 x 750 x 35	NNNNN-CU3024	679
16 x 30 x 1 3/8	400 x 750 x 35	NNNNN-CU3016	610
48 x 24 x 1 3/8	1200 x 600 x 35	NNNNN-CU2448	810
42 x 24 x 1 3/8	1250 x 600 x 35	NNNNN-CU2442	766
36 x 24 x 1 3/8	900 x 600 x 35	NNNNN-CU2436	722
30 x 24 x 1 3/8	750 x 600 x 35	NNNNN-CU2430	655
24 x 24 x 1 3/8	600 x 600 x 35	NNNNN-CU2424	586
16 x 24 x 1 3/8	400 x 600 x 35	NNNNN-CU2416	513
48 x 20 x 1 3/8	1200 x 500 x 35	NNNNN-CU2048	772
42 x 20 x 1 3/8	1250 x 500 x 35	NNNNN-CU2042	707
36 x 20 x 1 3/8	900 x 500 x 35	NNNNN-CU2036	645
30 x 20 x 1 3/8	750 x 500 x 35	NNNNN-CU2030	580
24 x 20 x 1 3/8	600 x 500 x 35	NNNNN-CU2024	510
16 x 20 x 1 3/8	400 x 500 x 35	NNNNN-CU2016	440

For benches

48 x 18 x 1 3/8	1200 x 450 x 35	NNNNN-CU1848	746
42 x 18 x 1 3/8	1050 x 450 x 35	NNNNN-CU1842	685
36 x 18 x 1 3/8	900 x 450 x 35	NNNNN-CU1836	627
32 x 18 x 1 3/8	800 x 450 x 35	NNNNN-CU1832	603
30 x 18 x 1 3/8	750 x 450 x 35	NNNNN-CU1830	579
28 x 18 x 1 3/8	700 x 450 x 35	NNNNN-CU1828	555
26 x 18 x 1 3/8	650 x 450 x 35	NNNNN-CU1826	534
24 x 18 x 1 3/8	600 x 450 x 35	NNNNN-CU1824	509
22 x 18 x 1 3/8	550 x 450 x 35	NNNNN-CU1822	488
20 x 18 x 1 3/8	500 x 450 x 35	NNNNN-CU1820	464
18 x 18 x 1 3/8	450 x 450 x 35	NNNNN-CU1818	441
16 x 18 x 1 3/8	400 x 450 x 35	NNNNN-CU1816	417

For pedestal

15 x 18 x 1 3/8	388 x 430 x 35	NNNNN-CU1518	408
-----------------	----------------	--------------	-----

Grommets



Metal grommet. Satin chrome finish.

LGC-MGRQ25	93
LGC-MGRQ38	93

Wireless charger



Compatible with any Qi rated devices and smartphones. Black tempered glass surface and stainless steel frame. 78" (1981 mm) cord included. The transformer is UL and CUL certified. Field installation, 3 1/8" H (79 mm)

3 1/2 x 3 1/2 x 1	88 x 88 x 25	LGC-CHARGE	758
-------------------	--------------	------------	-----