

## Office Doctor Discount Office Furniture

[www.OfficeDr.com](http://www.OfficeDr.com) 856-368-9085

Groupe Lacasse Half Price Sale On Now

Take Half Off the List Prices in this PDF

**Call 856-368-9085 Now**

Free Layout & Design Service

### Quad Series

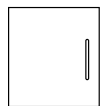




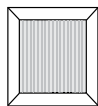
## CABINET DOORS

Aluminum doors are offered in a choice of 2 accent colors: Anthracite Grey (A) or Silver (S). High impact resistant electrostatic paint finish.

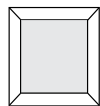
Quad offers 4 door styles for all storage with doors.



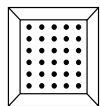
Laminate (N)



Metal with ridged Lexan insert (L)



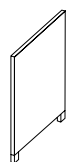
Metal with translucent insert (T)



Metal with perforated metal insert (M)

## Leg panels

Leg panels are available in laminate with 2" (50 mm) metal legs (N), in full and recessed options (taking knee space into account).



Full laminate leg panel

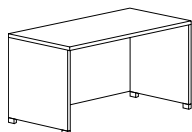


Recessed laminate leg panel

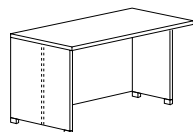
## Leg panel options:

- A Two full width leg panels
- B One full width leg panel and one recessed
- C Two recessed leg panels
- D Two full width leg panels, one with wiring access
- E Two full width leg panels with wiring access
- F One full width leg panel and one recessed with wiring access

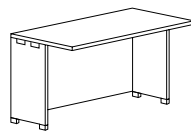
## Laminate



A - Two full leg panels



B - One full leg panel and one recessed



C - Two recessed leg panels

## STORAGE

Cabinets, hutches and bookcases are available in one-tone finish only.

## MATERIALS

- **Thermofused laminate furniture:**  
See prices shown in the "All Laminate" column. Surface material must be specified in the code.
- **Furniture with tops in high-pressure laminate, the rest in thermofused laminate:**  
See prices shown in the "HPL Surfaces" column. Surface material must be specified in the code.

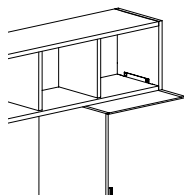
## ELECTRIFICATION OF FREESTANDING FURNITURE

Electricom II is fully compatible with Quad collection to enable the electrification of Quad freestanding furniture. Refer to the Electricom II section on page 103.

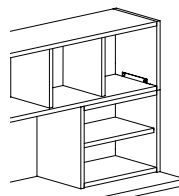
## GENERAL SPECIFICATION RULES

- A hutch must be supported at both ends and secured to the slots intended for this purpose.
- Hardware for assembly must be ordered separately.
- It is possible to combine hutch connections, as long as at least one of the following conditions is met:

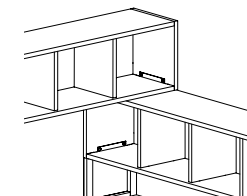
On top of, or side-by-side with, a cabinet



On top of a 24" or larger pigeonhole

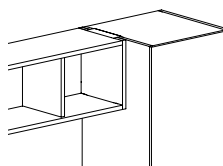


Connection at a 90° angle



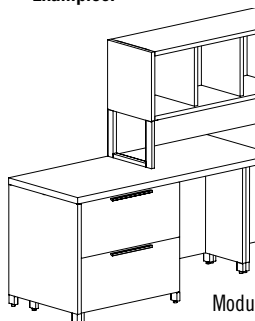
OR

OR

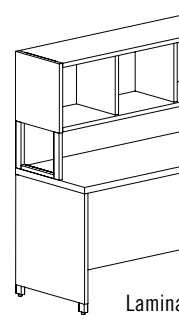


- The other end of the hutch may be connected in any of the ways described in the section on hutch configurations.
- Stacked modules, including connections, must not exceed a total of 81" in height.
- When a hutch support rests on a surface, it is recommended that this surface be supported by a ground fixture. The fixture may be a metal or laminate leg, or a modular pedestal.

## Examples:



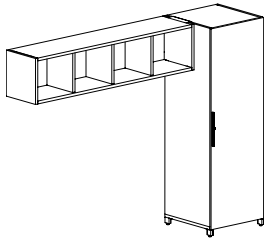
Modular pedestal



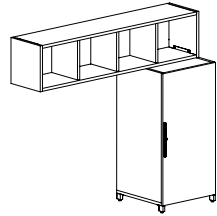
Laminate leg

- No connection between a wall-mounted hutch and a freestanding furniture unit is allowed.
- For furniture runs exceeding 32' in length, contact Groupe Lacasse's customer service department.
- All furnishing arrangements must be levelled properly.
- All arrangements must be made using Quad hardware.
- The Quad furnishing system makes possible a wide variety of arrangements and combinations. Should you require assistance or advice, feel free to contact Groupe Lacasse's customer service department.

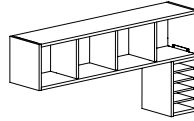
**HUTCH CONFIGURATIONS**



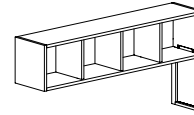
Side-by-side with cabinet



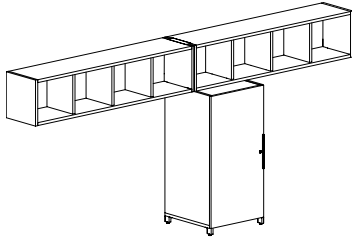
On top of cabinet



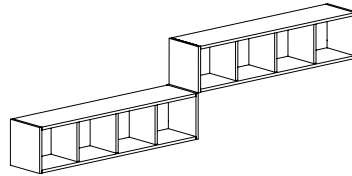
On top of pigeonhole



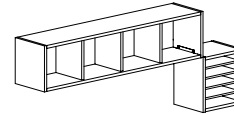
On top of metal support



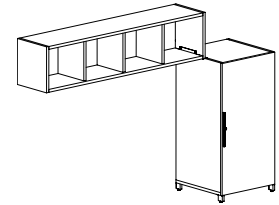
Side-by-side with another hutch



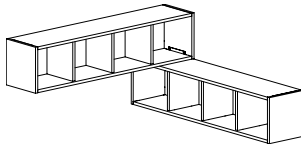
In Z shape over another hutch



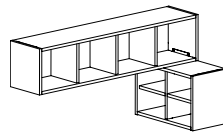
In Z shape over pigeonhole



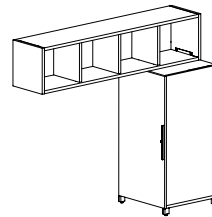
In Z shape over cabinet



At 90° over another hutch

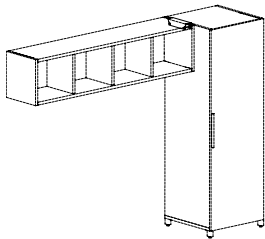


At 90° over pigeonhole

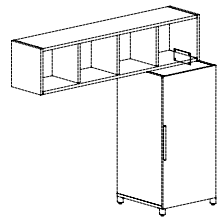


At 90° over cabinet

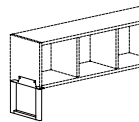
**HARDWARE REQUIRED FOR HUTCH CONFIGURATIONS**



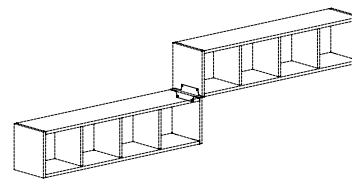
QNN\_HBU



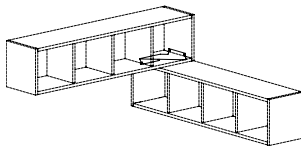
QNN\_HBS



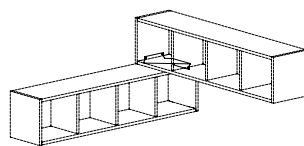
QNN\_HSM4  
QNN\_HSM12  
QNN\_HSM20



QNN\_HBZ



QNN\_HB90L



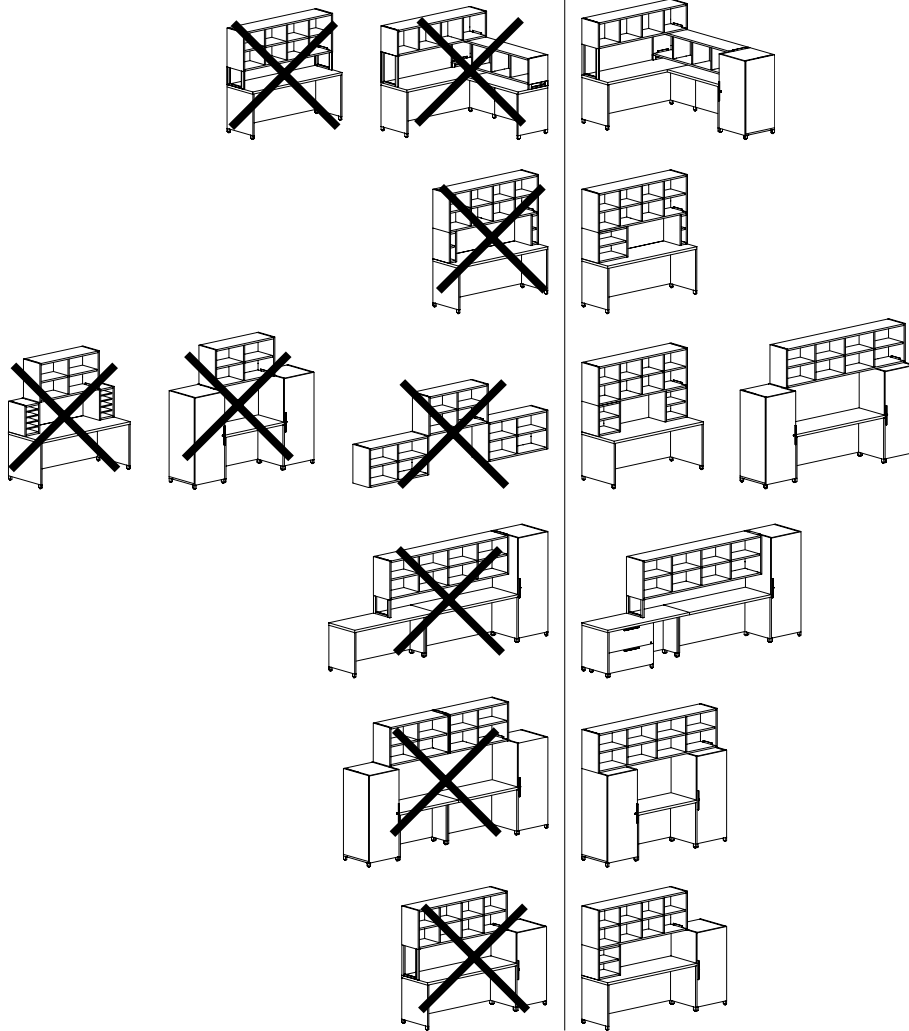
QNN\_HB90R



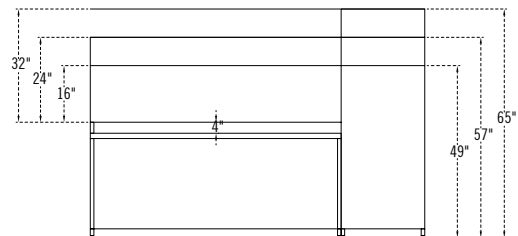
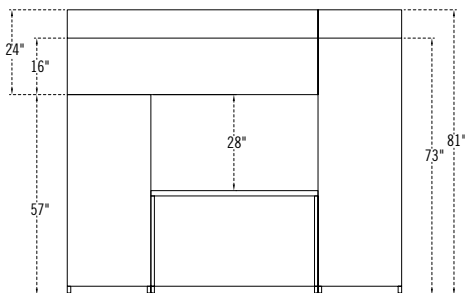
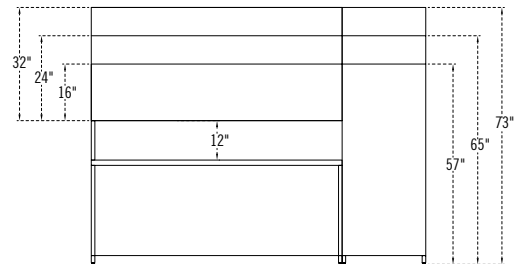
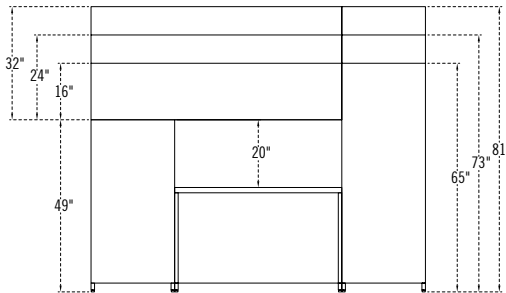
CONFIGURATIONS NOT ALLOWED

NO

YES




HEIGHT DIAGRAMS



**EDGE BANDING**



Furniture with 1½" (38 mm) thick tops.

**N Edge**


Smooth, ¼" (1,5 mm) thick edge. The **N** edge is matched with the finish specified for the surface.

**HANDLES**

**Quad**
**MODESTY PANELS / DOOR INSERTS**

**T – Translucent**

**L – Ridged Lexan**

**M – Perforated Metal**
**ACCENT COLORS**

**S – Silver**

**A – Anthracite Grey**
**LEGS**

**Q – Square**

**L – Frame**
**CODIFICATION**

Series	Options			
	Thickness	Doors / Modesty Panels	Accent color	Legs
<b>Q</b>	<b>5</b> Thermofused laminate 1½" <b>6</b> High-pressure laminate 1½"	<b>L</b> Ridged Lexan <b>M</b> Perforated Metal <b>T</b> Translucent <b>N</b> Laminate	<b>A</b> Anthracite Grey <b>S</b> Silver <b>N</b> No accent color	<b>Q</b> Square legs 3" <b>L</b> Frame leg

	W x D x H (in)	W x D x H (mm)	Code	All Laminate (\$)	HPL Surfaces (\$)
<b>Double pedestal desks</b>  2 pedestals with lock. 2 box drawers and 3 file drawers with suspension bars. Pencil tray. Full-width wiring access.	84 x 36 x 29½	2100 x 900 x 751	<b>Q_N_UF3684FF</b>	<b>3,915</b>	<b>4,450</b>
	72 x 36 x 29½	1800 x 900 x 751	<b>Q_N_UF3672FF</b>	<b>3,715</b>	<b>4,274</b>
	72 x 30 x 29½	1800 x 750 x 751	<b>Q_N_UF3072FF</b>	<b>3,630</b>	<b>4,164</b>
	66 x 30 x 29½	1650 x 750 x 751	<b>Q_N_UF3066FF</b>	<b>3,530</b>	<b>4,050</b>
	60 x 30 x 29½	1500 x 750 x 751	<b>Q_N_UF3060FF</b>	<b>3,442</b>	<b>3,940</b>
	Specify the surface type (5, 6). Specify the accent color (A, S).				

	W x D x H (in)	W x D x H (mm)	Code	All Laminate (\$)	HPL Surfaces (\$)
<b>Double pedestal desks</b>  2 pedestals with lock. 2 box drawers and 3 file drawers with suspension bars. Pencil tray. Half-height modesty panel.	84 x 36 x 29½	2100 x 900 x 751	<b>Q_N_UFM3684FF</b>	<b>3,999</b>	<b>4,551</b>
	72 x 36 x 29½	1800 x 900 x 751	<b>Q_N_UFM3672FF</b>	<b>3,796</b>	<b>4,374</b>
	72 x 30 x 29½	1800 x 750 x 751	<b>Q_N_UFM3072FF</b>	<b>3,715</b>	<b>4,274</b>
	66 x 30 x 29½	1650 x 750 x 751	<b>Q_N_UFM3066FF</b>	<b>3,620</b>	<b>4,140</b>
	60 x 30 x 29½	1500 x 750 x 751	<b>Q_N_UFM3060FF</b>	<b>3,530</b>	<b>4,032</b>
	Specify the surface type (5, 6). Specify the accent color (A, S).				

	W x D x H (in)	W x D x H (mm)	Code	All Laminate (\$)	HPL Surfaces (\$)
<b>Left single pedestal desks</b>  1 pedestal on left with lock. 2 box drawers and 1 file drawer with suspension bar. Pencil tray. Full-width wiring access.	72 x 36 x 29½	1800 x 900 x 751	<b>Q_N_UF3672S</b>	<b>2,849</b>	<b>3,293</b>
	72 x 30 x 29½	1800 x 750 x 751	<b>Q_N_UF3072S</b>	<b>2,750</b>	<b>3,193</b>
	66 x 30 x 29½	1650 x 750 x 751	<b>Q_N_UF3066S</b>	<b>2,648</b>	<b>3,067</b>
	60 x 30 x 29½	1500 x 750 x 751	<b>Q_N_UF3060S</b>	<b>2,573</b>	<b>2,960</b>
	Specify the surface type (5, 6). Specify the accent color (A, S).				

	W x D x H (in)	W x D x H (mm)	Code	All Laminate (\$)	HPL Surfaces (\$)
<b>Right single pedestal desks</b>  1 pedestal on right with lock. 2 box drawers and 1 file drawer with suspension bar. Pencil tray. Full-width wiring access.	72 x 36 x 29½	1800 x 900 x 751	<b>Q_N_S3672UF</b>	<b>2,849</b>	<b>3,293</b>
	72 x 30 x 29½	1800 x 750 x 751	<b>Q_N_S3072UF</b>	<b>2,750</b>	<b>3,193</b>
	66 x 30 x 29½	1650 x 750 x 751	<b>Q_N_S3066UF</b>	<b>2,648</b>	<b>3,067</b>
	60 x 30 x 29½	1500 x 750 x 751	<b>Q_N_S3060UF</b>	<b>2,573</b>	<b>2,960</b>
	Specify the surface type (5, 6). Specify the accent color (A, S).				

	W x D x H (in)	W x D x H (mm)	Code	All Laminate (\$)	HPL Surfaces (\$)
<b>Left single pedestal desks</b>  1 pedestal on left with lock. 2 box drawers and 1 file drawer with suspension bar. Pencil tray. Half-height modesty panel.	72 x 36 x 29½	1800 x 900 x 751	<b>Q_N_UFM3672S</b>	<b>2,932</b>	<b>3,404</b>
	72 x 30 x 29½	1800 x 750 x 751	<b>Q_N_UFM3072S</b>	<b>2,833</b>	<b>3,293</b>
	66 x 30 x 29½	1650 x 750 x 751	<b>Q_N_UFM3066S</b>	<b>2,740</b>	<b>3,169</b>
	60 x 30 x 29½	1500 x 750 x 751	<b>Q_N_UFM3060S</b>	<b>2,653</b>	<b>3,067</b>
	Specify the surface type (5, 6). Specify the accent color (A, S).				

Modesty panel option: change N in the code prefix to Lexan (L) / Translucent (T) add \$503, Metal (M) add \$671. Packaged in 2 boxes.

	W x D x H (in)	W x D x H (mm)	Code	All Laminate (\$)	HPL Surfaces (\$)
<b>Right single pedestal desks</b>  1 pedestal on right with lock. 2 box drawers and 1 file drawer with suspension bar. Pencil tray. Half-height modesty panel.	72 x 36 x 29½	1800 x 900 x 751	<b>Q_N_S3672UFM</b>	<b>2,932</b>	<b>3,404</b>
	72 x 30 x 29½	1800 x 750 x 751	<b>Q_N_S3072UFM</b>	<b>2,833</b>	<b>3,293</b>
	66 x 30 x 29½	1650 x 750 x 751	<b>Q_N_S3066UFM</b>	<b>2,740</b>	<b>3,169</b>
	60 x 30 x 29½	1500 x 750 x 751	<b>Q_N_S3060UFM</b>	<b>2,653</b>	<b>3,067</b>
	Specify the surface type (5, 6). Specify the accent color (A, S).				

Modesty panel option: change N in the code prefix to Lexan (L) / Translucent (T) add \$503, Metal (M) add \$671. Packaged in 2 boxes.

	W x D x H (in)	W x D x H (mm)	Code	All Laminate (\$)	HPL Surfaces (\$)
<b>Rectangular tables with modesty panel and pedestal on right</b>  1 pedestal on right with lock. 2 box drawers and 1 file drawer with suspension bar. Pencil tray. 3" square steel legs. Half-height modesty panel.	72 x 36 x 29½	1800 x 900 x 751	<b>Q_N_BT3672UFM</b>	<b>3,111</b>	<b>3,570</b>
	72 x 30 x 29½	1800 x 750 x 751	<b>Q_N_BT3072UFM</b>	<b>3,000</b>	<b>3,455</b>
	66 x 30 x 29½	1650 x 750 x 751	<b>Q_N_BT3066UFM</b>	<b>2,898</b>	<b>3,333</b>
	60 x 30 x 29½	1500 x 750 x 751	<b>Q_N_BT3060UFM</b>	<b>2,624</b>	<b>3,025</b>

Modesty panel option: change N in the code prefix to Lexan (L) / Translucent (T) add \$503, Metal (M) add \$671. Packaged in 3 boxes.



**Rectangular tables with modesty panel and pedestal on left**



Modesty panel option: change N in the code prefix to Lexan (L) / Translucent (T) add \$503, Metal (M) add \$671. Packaged in 3 boxes.

W x D x H (in)	W x D x H (mm)	Code	All Laminate (\$)	HPL Surfaces (\$)
<i>1 pedestal on left with lock. 2 box drawers and 1 file drawer with suspension bar. Pencil tray. 3" square steel legs. Half-height modesty panel.</i>				
72 x 36 x 29½	1800 x 900 x 751	<b>Q_N_-UFM3672BT_</b>	<b>3,111</b>	<b>3,570</b>
72 x 30 x 29½	1800 x 750 x 751	<b>Q_N_-UFM3072BT_</b>	<b>3,000</b>	<b>3,455</b>
66 x 30 x 29½	1650 x 750 x 751	<b>Q_N_-UFM3066BT_</b>	<b>2,898</b>	<b>3,333</b>
60 x 30 x 29½	1500 x 750 x 751	<b>Q_N_-UFM3060BT_</b>	<b>2,624</b>	<b>3,025</b>

**Specify the surface type (5, 6). Specify the accent color (A, S). Specify the leg type (Q, L).**

**Left pedestal desk-returns**

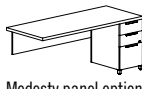


Modesty panel option: change N in the code prefix to Lexan (L) / Translucent (T) add \$503, Metal (M) add \$671. Packaged in 2 boxes.

W x D x H (in)	W x D x H (mm)	Code	All Laminate (\$)	HPL Surfaces (\$)
<i>1 pedestal on left with lock. 2 box drawers and 1 file drawer with suspension bar. Pencil tray. Half-height modesty panel.</i>				
72 x 36 x 29½	1800 x 900 x 751	<b>Q_N_-UFM3672R</b>	<b>2,674</b>	<b>3,084</b>
72 x 30 x 29½	1800 x 750 x 751	<b>Q_N_-UFM3072R</b>	<b>2,573</b>	<b>2,960</b>
66 x 30 x 29½	1650 x 750 x 751	<b>Q_N_-UFM3066R</b>	<b>2,471</b>	<b>2,841</b>
60 x 30 x 29½	1500 x 750 x 751	<b>Q_N_-UFM3060R</b>	<b>2,362</b>	<b>2,719</b>

**Specify the surface type (5, 6). Specify the accent color (A, S).**

**Right pedestal desk-returns**



Modesty panel option: change N in the code prefix to Lexan (L) / Translucent (T) add \$503, Metal (M) add \$671. Packaged in 2 boxes.

W x D x H (in)	W x D x H (mm)	Code	All Laminate (\$)	HPL Surfaces (\$)
<i>1 pedestal on right with lock. 2 box drawers and 1 file drawer with suspension bar. Pencil tray. Half-height modesty panel.</i>				
72 x 36 x 29½	1800 x 900 x 751	<b>Q_N_-R3672UFM</b>	<b>2,674</b>	<b>3,084</b>
72 x 30 x 29½	1800 x 750 x 751	<b>Q_N_-R3072UFM</b>	<b>2,573</b>	<b>2,960</b>
66 x 30 x 29½	1650 x 750 x 751	<b>Q_N_-R3066UFM</b>	<b>2,471</b>	<b>2,841</b>
60 x 30 x 29½	1500 x 750 x 751	<b>Q_N_-R3060UFM</b>	<b>2,362</b>	<b>2,719</b>

**Specify the surface type (5, 6). Specify the accent color (A, S).**

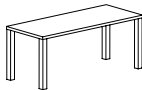
**Desk shells**



W x D x H (in)	W x D x H (mm)	Code	All Laminate (\$)	HPL Surfaces (\$)
<i>Recessed, full-height modesty panel. Can accommodate 1 or 2 pedestals. Full-width wiring access.</i>				
72 x 36 x 29½	1800 x 900 x 751	<b>Q_N_-TDM3672</b>	<b>1,627</b>	<b>1,952</b>
72 x 30 x 29½	1800 x 750 x 751	<b>Q_N_-TDM3072</b>	<b>1,550</b>	<b>1,857</b>
66 x 30 x 29½	1650 x 750 x 751	<b>Q_N_-TDM3066</b>	<b>1,510</b>	<b>1,808</b>
60 x 30 x 29½	1500 x 750 x 751	<b>Q_N_-TDM3060</b>	<b>1,451</b>	<b>1,743</b>

**Specify the surface type (5, 6). Specify the accent color (A, S).**

**Rectangular tables**

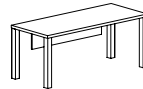


Packaged in 2 boxes.

W x D x H (in)	W x D x H (mm)	Code	All Laminate (\$)	HPL Surfaces (\$)
<i>3" square steel legs (carton of 4).</i>				
72 x 36 x 29½	1800 x 900 x 751	<b>Q_N_-RT3672_</b>	<b>2,372</b>	<b>3,151</b>
72 x 30 x 29½	1800 x 750 x 751	<b>Q_N_-RT3072_</b>	<b>2,271</b>	<b>3,010</b>
66 x 30 x 29½	1650 x 750 x 751	<b>Q_N_-RT3066_</b>	<b>2,170</b>	<b>2,885</b>
60 x 30 x 29½	1500 x 750 x 751	<b>Q_N_-RT3060_</b>	<b>2,062</b>	<b>2,750</b>

**Specify the surface type (5, 6). Specify the accent color (A, S). Specify the leg type (Q, L).**

**Rectangular tables with modesty panel**

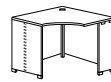


Modesty panel option: change N in the code prefix to Lexan (L) / Translucent (T) add \$503, Metal (M) add \$671. Packaged in 2 boxes.

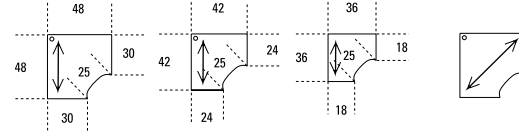
W x D x H (in)	W x D x H (mm)	Code	All Laminate (\$)	HPL Surfaces (\$)
<i>3" square steel legs (carton of 4). Half-height modesty panel.</i>				
72 x 36 x 29½	1800 x 900 x 751	<b>Q_N_-RTM3672_</b>	<b>2,591</b>	<b>3,369</b>
72 x 30 x 29½	1800 x 750 x 751	<b>Q_N_-RTM3072_</b>	<b>2,489</b>	<b>3,226</b>
66 x 30 x 29½	1650 x 750 x 751	<b>Q_N_-RTM3066_</b>	<b>2,383</b>	<b>3,101</b>
60 x 30 x 29½	1500 x 750 x 751	<b>Q_N_-RTM3060_</b>	<b>2,279</b>	<b>2,960</b>

**Specify the surface type (5, 6). Specify the accent color (A, S). Specify the leg type (Q, L).**

**90° Corner modules**



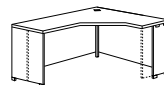
*To attach to a work surface. Grommet. Full-width wiring access on each side.*



W x D x H (in)	W x D x H (mm)	Code	All Laminate (\$)	HPL Surfaces (\$)
48 x 48 x 29½	1200 x 1200 x 751	<b>Q_N_-CM4830S_</b>	<b>1,726</b>	<b>2,337</b>
42 x 42 x 29½	1050 x 1050 x 751	<b>Q_N_-CM4224S_</b>	<b>1,559</b>	<b>2,120</b>
36 x 36 x 29½	900 x 900 x 751	<b>Q_N_-CM3618SC</b>	<b>1,483</b>	<b>1,986</b>

**Specify the surface type (5, 6). Specify the accent color (A, S). Specify panel legs (B, C, F). Diagonal wood grain: change S to D, add 10% to the price.**

**Left extended corner modules**



*Full-width wiring access on each side. Grommet.*

Surface	R1	R2
72"/48"	28½"	47/8"
66"/48"	22½"	47/8"
60"/48"	16½"	47/8"
72"/42"	28½"	
66"/42"	22½"	
60"/42"	16½"	
72"/36"	16½"	
66"/36"	16½"	

W x D x H (in)	W x D x H (mm)	Code	All Laminate (\$)	HPL Surfaces (\$)
72 x 48 x 29½	1800 x 1200 x 751	<b>Q_N_-CM724824_</b>	<b>2,298</b>	<b>3,136</b>
66 x 48 x 29½	1650 x 1200 x 751	<b>Q_N_-CM664824_</b>	<b>2,203</b>	<b>3,000</b>
60 x 48 x 29½	1500 x 1200 x 751	<b>Q_N_-CM604824_</b>	<b>2,110</b>	<b>2,877</b>
72 x 42 x 29½	1800 x 1050 x 751	<b>Q_N_-CM724224_</b>	<b>2,203</b>	<b>3,000</b>
66 x 42 x 29½	1650 x 1050 x 751	<b>Q_N_-CM664224_</b>	<b>2,110</b>	<b>2,877</b>
60 x 42 x 29½	1500 x 1050 x 751	<b>Q_N_-CM604224_</b>	<b>2,020</b>	<b>2,740</b>
72 x 36 x 29½	1800 x 900 x 751	<b>Q_N_-CM723624_</b>	<b>1,968</b>	<b>2,653</b>
66 x 36 x 29½	1650 x 900 x 751	<b>Q_N_-CM663624_</b>	<b>1,857</b>	<b>2,540</b>

**Specify the surface type (5, 6). Specify the accent color (A, S). Specify panel legs (A, B, C, D, E, F).**



W x D x H (in)	W x D x H (mm)	Code	All Laminate (\$)	HPL Surfaces (\$)
<b>Right extended corner modules</b>				
<i>Full-width wiring access on each side. Grommet.</i>				
		<b>Surface</b>	<b>R1</b>	<b>R2</b>
		72"/48"	28½"	4 7/8"
		66"/48"	22½"	4 7/8"
		60"/48"	16½"	4 7/8"
		72"/42"	28½"	
		66"/42"	22½"	
		60"/42"	16½"	
		72"/36"	16½"	
		66"/36"	16½"	

72 x 48 x 29½	1800 x 1200 x 751	<b>Q_N -CM487224</b>	<b>2,298</b>	<b>3,136</b>
66 x 48 x 29½	1650 x 1200 x 751	<b>Q_N -CM486624</b>	<b>2,203</b>	<b>3,000</b>
60 x 48 x 29½	1500 x 1200 x 751	<b>Q_N -CM486024</b>	<b>2,110</b>	<b>2,877</b>
72 x 42 x 29½	1800 x 1050 x 751	<b>Q_N -CM427224</b>	<b>2,203</b>	<b>3,000</b>
66 x 42 x 29½	1650 x 1050 x 751	<b>Q_N -CM426624</b>	<b>2,110</b>	<b>2,877</b>
60 x 42 x 29½	1500 x 1050 x 751	<b>Q_N -CM426024</b>	<b>2,020</b>	<b>2,740</b>
72 x 36 x 29½	1800 x 900 x 751	<b>Q_N -CM367224</b>	<b>1,968</b>	<b>2,653</b>
66 x 36 x 29½	1650 x 900 x 751	<b>Q_N -CM366624</b>	<b>1,857</b>	<b>2,540</b>

Specify the surface type (5, 6). Specify the accent color (A, S). Specify panel legs (A, B, C, D, E, F).

W x D x H (in)	W x D x H (mm)	Code	All Laminate (\$)	HPL Surfaces (\$)
<b>Rectangular tables 30"</b>				
<i>Full-width wiring access.</i>				
		<b>Surface</b>		
		72"/30"	28½"	4 7/8"
		66"/30"	22½"	4 7/8"
		60"/30"	16½"	4 7/8"
		54"/30"	23½"	
		48"/30"	17½"	
		42"/30"	16½"	
		36"/30"	16½"	
		30"/30"	16½"	

Specify the surface type (5, 6). Specify the accent color (A, S). Specify panel legs (A, B, C, D, E, F).

W x D x H (in)	W x D x H (mm)	Code	All Laminate (\$)	HPL Surfaces (\$)
<b>Rectangular tables 24"</b>				
<i>Full-width wiring access.</i>				
		<b>Surface</b>		
		72"/24"	28½"	4 7/8"
		66"/24"	22½"	4 7/8"
		60"/24"	16½"	4 7/8"
		54"/24"	23½"	
		48"/24"	17½"	
		42"/24"	16½"	
		36"/24"	16½"	
		30"/24"	16½"	
		24"/24"	16½"	

Specify the surface type (5, 6). Specify the accent color (A, S). Specify panel legs (A, B, C, D, E, F).

W x D x H (in)	W x D x H (mm)	Code	All Laminate (\$)	HPL Surfaces (\$)
<b>Left asymmetrical tables, 30"</b>				
<i>Full-width wiring access. To attach to a work surface.</i>				
		<b>Surface</b>		
		54"	35%	
		48"	29½%	
		42"	23½%	
		36"	17%	
		30"	8"	

54 x 30 x 29½	1350 x 750 x 751	<b>Q_N -AT245430</b>	<b>1,375</b>	<b>1,648</b>
48 x 30 x 29½	1200 x 750 x 751	<b>Q_N -AT244830</b>	<b>1,268</b>	<b>1,517</b>
42 x 30 x 29½	1050 x 750 x 751	<b>Q_N -AT244230</b>	<b>1,229</b>	<b>1,483</b>
36 x 30 x 29½	900 x 750 x 751	<b>Q_N -AT243630</b>	<b>1,190</b>	<b>1,434</b>
30 x 30 x 29½	750 x 750 x 751	<b>Q_N -AT243030</b>	<b>1,140</b>	<b>1,370</b>

Specify the surface type (5, 6). Specify the accent color (A, S). Specify panel legs (B, C, F).

W x D x H (in)	W x D x H (mm)	Code	All Laminate (\$)	HPL Surfaces (\$)
<b>Right asymmetrical tables, 30"</b>				
<i>Full-width wiring access. To attach to a work surface.</i>				
		<b>Surface</b>		
		54"	35%	
		48"	29½%	
		42"	23½%	
		36"	17%	
		30"	8"	

54 x 30 x 29½	1350 x 750 x 751	<b>Q_N -AT305424</b>	<b>1,375</b>	<b>1,648</b>
48 x 30 x 29½	1200 x 750 x 751	<b>Q_N -AT304824</b>	<b>1,268</b>	<b>1,517</b>
42 x 30 x 29½	1050 x 750 x 751	<b>Q_N -AT304224</b>	<b>1,229</b>	<b>1,483</b>
36 x 30 x 29½	900 x 750 x 751	<b>Q_N -AT303624</b>	<b>1,190</b>	<b>1,434</b>
30 x 30 x 29½	750 x 750 x 751	<b>Q_N -AT303024</b>	<b>1,140</b>	<b>1,370</b>

Specify the surface type (5, 6). Specify the accent color (A, S). Specify panel legs (B, C, F).

W x D x H (in)	W x D x H (mm)	Code	All Laminate (\$)	HPL Surfaces (\$)
<b>Left asymmetrical tables, 24"</b>				
<i>Full-width wiring access. To attach to a work surface.</i>				
		<b>Surface</b>		
		54"	35%	
		48"	29½%	
		42"	23½%	
		36"	17%	
		30"	8"	

54 x 24 x 29½	1350 x 600 x 751	<b>Q_N -AT185424</b>	<b>1,333</b>	<b>1,600</b>
48 x 24 x 29½	1200 x 600 x 751	<b>Q_N -AT184824</b>	<b>1,229</b>	<b>1,483</b>
42 x 24 x 29½	1050 x 600 x 751	<b>Q_N -AT184224</b>	<b>1,190</b>	<b>1,434</b>
36 x 24 x 29½	900 x 600 x 751	<b>Q_N -AT183624</b>	<b>1,140</b>	<b>1,370</b>
30 x 24 x 29½	750 x 600 x 751	<b>Q_N -AT183024</b>	<b>1,096</b>	<b>1,315</b>

Specify the surface type (5, 6). Specify the accent color (A, S). Specify panel legs (B, C, F).

W x D x H (in)	W x D x H (mm)	Code	All Laminate (\$)	HPL Surfaces (\$)
<b>Right asymmetrical tables, 24"</b>				
<i>Full-width wiring access. To attach to a work surface.</i>				
		<b>Surface</b>		
		54"	35%	
		48"	29½%	
		42"	23½%	
		36"	17%	
		30"	8"	

54 x 24 x 29½	1350 x 600 x 751	<b>Q_N -AT245418</b>	<b>1,333</b>	<b>1,600</b>
48 x 24 x 29½	1200 x 600 x 751	<b>Q_N -AT244818</b>	<b>1,229</b>	<b>1,483</b>
42 x 24 x 29½	1050 x 600 x 751	<b>Q_N -AT244218</b>	<b>1,190</b>	<b>1,434</b>
36 x 24 x 29½	900 x 600 x 751	<b>Q_N -AT243618</b>	<b>1,140</b>	<b>1,370</b>
30 x 24 x 29½	750 x 600 x 751	<b>Q_N -AT243018</b>	<b>1,096</b>	<b>1,315</b>

Specify the surface type (5, 6). Specify the accent color (A, S). Specify panel legs (B, C, F).

W x D x H (in)	W x D x H (mm)	Code	All Laminate (\$)	HPL Surfaces (\$)		
<b>Left Peninsula corner modules</b>						
<i>To attach to a work surface. 2 recessed reversible leg panels, 1 with wiring access. Grommet. 3" square steel legs.</i>						
		<b>Surface</b>				
		84"/48"	2100 x 1200 x 751	<b>Q_N -CB844824</b>	<b>2,604</b>	<b>3,505</b>
		78"/48"	1950 x 1200 x 751	<b>Q_N -CB784824</b>	<b>2,522</b>	<b>3,378</b>
		72"/48"	1800 x 1200 x 751	<b>Q_N -CB724824</b>	<b>2,422</b>	<b>3,232</b>

Packaged in 2 boxes.

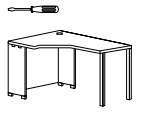


	W x D x H (in)	W x D x H (mm)	Code	All Laminate (\$)	HPL Surfaces (\$)
<b>Left Peninsula corner modules (cont'd)</b>	84 x 42 x 29½	2100 x 1050 x 751	<b>Q_N_-CB844224_</b>	<b>2,522</b>	<b>3,378</b>
	78 x 42 x 29½	1950 x 1050 x 751	<b>Q_N_-CB784224_</b>	<b>2,422</b>	<b>3,232</b>
	72 x 42 x 29½	1800 x 1050 x 751	<b>Q_N_-CB724224_</b>	<b>2,320</b>	<b>3,111</b>

Specify the surface type (5, 6). Specify the accent color (A, S). Specify the leg type (Q, L).

**Right Peninsula corner modules**

To attach to a work surface. 2 recessed reversible leg panels, 1 with wiring access. Grommet. 3" square steel legs.



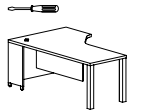
Packaged in 2 boxes.

84 x 48 x 29½	2100 x 1200 x 751	<b>Q_N_-C4884B24_</b>	<b>2,604</b>	<b>3,505</b>
78 x 48 x 29½	1950 x 1200 x 751	<b>Q_N_-C4878B24_</b>	<b>2,522</b>	<b>3,378</b>
72 x 48 x 29½	1800 x 1200 x 751	<b>Q_N_-C4872B24_</b>	<b>2,422</b>	<b>3,232</b>
84 x 42 x 29½	2100 x 1050 x 751	<b>Q_N_-C4284B24_</b>	<b>2,522</b>	<b>3,378</b>
78 x 42 x 29½	1950 x 1050 x 751	<b>Q_N_-C4278B24_</b>	<b>2,422</b>	<b>3,232</b>
72 x 42 x 29½	1800 x 1050 x 751	<b>Q_N_-C4272B24_</b>	<b>2,320</b>	<b>3,111</b>

Specify the surface type (5, 6). Specify the accent color (A, S). Specify the leg type (Q, L).

**Left Peninsula extended corner modules with modesty panel**

To attach to a work surface. 2 recessed reversible leg panels, 1 with wiring access. Grommet. 3" square steel legs. Half-height modesty panel.



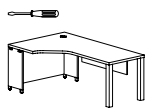
Modesty panel option: change N in the code prefix to Lexan (L) / Translucent (T) add \$503, Metal (M) add \$671. Packaged in 2 boxes.

84 x 48 x 29½	2100 x 1200 x 751	<b>Q_N_-CBM844824_</b>	<b>2,825</b>	<b>3,723</b>
78 x 48 x 29½	1950 x 1200 x 751	<b>Q_N_-CBM784824_</b>	<b>2,740</b>	<b>3,587</b>
72 x 48 x 29½	1800 x 1200 x 751	<b>Q_N_-CBM724824_</b>	<b>2,641</b>	<b>3,455</b>
84 x 42 x 29½	2100 x 1050 x 751	<b>Q_N_-CBM844224_</b>	<b>2,740</b>	<b>3,587</b>
78 x 42 x 29½	1950 x 1050 x 751	<b>Q_N_-CBM784224_</b>	<b>2,641</b>	<b>3,455</b>
72 x 42 x 29½	1800 x 1050 x 751	<b>Q_N_-CBM724224_</b>	<b>2,540</b>	<b>3,327</b>

Specify the surface type (5, 6). Specify the accent color (A, S). Specify the leg type (Q, L).

**Right Peninsula extended corner modules with modesty panel**

To attach to a work surface. 2 recessed leg panels, 1 with wiring access. Grommet. 3" square steel legs. Half-height modesty panel.



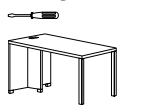
Modesty panel option: change N in the code prefix to Lexan (L) / Translucent (T) add \$503, Metal (M) add \$671. Packaged in 2 boxes.

84 x 48 x 29½	2100 x 1200 x 751	<b>Q_N_-C4884BM24_</b>	<b>2,825</b>	<b>3,723</b>
78 x 48 x 29½	1950 x 1200 x 751	<b>Q_N_-C4878BM24_</b>	<b>2,740</b>	<b>3,587</b>
72 x 48 x 29½	1800 x 1200 x 751	<b>Q_N_-C4872BM24_</b>	<b>2,641</b>	<b>3,455</b>
84 x 42 x 29½	2100 x 1050 x 751	<b>Q_N_-C4284BM24_</b>	<b>2,740</b>	<b>3,587</b>
78 x 42 x 29½	1950 x 1050 x 751	<b>Q_N_-C4278BM24_</b>	<b>2,641</b>	<b>3,455</b>
72 x 42 x 29½	1800 x 1050 x 751	<b>Q_N_-C4272BM24_</b>	<b>2,540</b>	<b>3,327</b>

Specify the surface type (5, 6). Specify the accent color (A, S). Specify the leg type (Q, L).

**Rectangular tables**

To attach to a work surface. Grommet. 3" square steel legs.

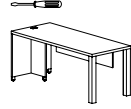


Packaged in 2 boxes.

72 x 36 x 29½	1800 x 900 x 751	<b>Q_N_-BT3672_</b>	<b>1,957</b>	<b>2,615</b>
66 x 36 x 29½	1650 x 900 x 751	<b>Q_N_-BT3666_</b>	<b>1,928</b>	<b>2,565</b>
60 x 36 x 29½	1500 x 900 x 751	<b>Q_N_-BT3660_</b>	<b>1,857</b>	<b>2,497</b>
72 x 30 x 29½	1800 x 750 x 751	<b>Q_N_-BT3072_</b>	<b>1,857</b>	<b>2,497</b>
66 x 30 x 29½	1650 x 750 x 751	<b>Q_N_-BT3066_</b>	<b>1,801</b>	<b>2,407</b>
60 x 30 x 29½	1500 x 750 x 751	<b>Q_N_-BT3060_</b>	<b>1,758</b>	<b>2,331</b>
72 x 24 x 29½	1800 x 600 x 751	<b>Q_N_-BT2472_</b>	<b>1,758</b>	<b>2,331</b>
66 x 24 x 29½	1650 x 600 x 751	<b>Q_N_-BT2466_</b>	<b>1,706</b>	<b>2,271</b>
60 x 24 x 29½	1500 x 600 x 751	<b>Q_N_-BT2460_</b>	<b>1,661</b>	<b>2,195</b>

Specify the surface type (5, 6). Specify the accent color (A, S). Specify the leg type (Q, L).

**Rectangular tables with modesty panel**



Modesty panel option: change N in the code prefix to Lexan (L) / Translucent (T) add \$503, Metal (M) add \$671. Packaged in 2 boxes.

W x D x H (in)	W x D x H (mm)	Code	All Laminate (\$)	HPL Surfaces (\$)
<i>To attach to a work surface. Grommet. 3" square steel legs. Half-height modesty panel.</i>				
72 x 36 x 29½	1800 x 900 x 751	<b>Q_N_-BTM3672_</b>	<b>2,179</b>	<b>2,604</b>
72 x 30 x 29½	1800 x 750 x 751	<b>Q_N_-BTM3072_</b>	<b>2,068</b>	<b>2,489</b>
66 x 30 x 29½	1650 x 750 x 751	<b>Q_N_-BTM3066_</b>	<b>1,968</b>	<b>2,362</b>
60 x 30 x 29½	1500 x 750 x 751	<b>Q_N_-BTM3060_</b>	<b>1,857</b>	<b>2,236</b>

Specify the surface type (5, 6). Specify the accent color (A, S). Specify the leg type (Q, L).

**Rectangular work surfaces**



Packaged in 2 boxes.

W x D x H (in)	W x D x H (mm)	Code	All Laminate (\$)	HPL Surfaces (\$)
<i>To attach to a freestanding work surface. 3" square steel legs.</i>				
72 x 36 x 29½	1800 x 900 x 751	<b>Q_N_-BU3672_</b>	<b>1,503</b>	<b>1,801</b>
66 x 36 x 29½	1650 x 900 x 751	<b>Q_N_-BU3666_</b>	<b>1,439</b>	<b>1,726</b>
60 x 36 x 29½	1500 x 900 x 751	<b>Q_N_-BU3660_</b>	<b>1,382</b>	<b>1,661</b>
72 x 30 x 29½	1800 x 750 x 751	<b>Q_N_-BU3072_</b>	<b>1,382</b>	<b>1,661</b>
66 x 30 x 29½	1650 x 750 x 751	<b>Q_N_-BU3066_</b>	<b>1,350</b>	<b>1,619</b>
60 x 30 x 29½	1500 x 750 x 751	<b>Q_N_-BU3060_</b>	<b>1,315</b>	<b>1,566</b>
48 x 30 x 29½	1200 x 750 x 751	<b>Q_N_-BU3048_</b>	<b>1,268</b>	<b>1,517</b>
72 x 24 x 29½	1800 x 600 x 751	<b>Q_N_-BU2472_</b>	<b>1,315</b>	<b>1,566</b>
66 x 24 x 29½	1650 x 600 x 751	<b>Q_N_-BU2466_</b>	<b>1,268</b>	<b>1,517</b>
60 x 24 x 29½	1500 x 600 x 751	<b>Q_N_-BU2460_</b>	<b>1,229</b>	<b>1,483</b>
48 x 24 x 29½	1200 x 600 x 751	<b>Q_N_-BU2448_</b>	<b>1,198</b>	<b>1,439</b>

Specify the surface type (5, 6). Specify the accent color (A, S). Specify the leg type (Q, L).

**Rectangular work surfaces with modesty panel**

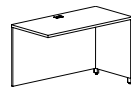


Modesty panel option: change N in the code prefix to Lexan (L) / Translucent (T) add \$503, Metal (M) add \$671. Packaged in 2 boxes.

W x D x H (in)	W x D x H (mm)	Code	All Laminate (\$)	HPL Surfaces (\$)
<i>To attach to a freestanding work surface. 3" square steel legs. Half-height modesty panel.</i>				
72 x 36 x 29½	1800 x 900 x 751	<b>Q_N_-BUM3672_</b>	<b>1,720</b>	<b>1,980</b>
72 x 30 x 29½	1800 x 750 x 751	<b>Q_N_-BUM3072_</b>	<b>1,600</b>	<b>1,837</b>
66 x 30 x 29½	1650 x 750 x 751	<b>Q_N_-BUM3066_</b>	<b>1,559</b>	<b>1,794</b>
60 x 30 x 29½	1500 x 750 x 751	<b>Q_N_-BUM3060_</b>	<b>1,526</b>	<b>1,758</b>

Specify the surface type (5, 6). Specify the accent color (A, S). Specify the leg type (Q, L).

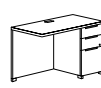
**Return-shells**



W x D x H (in)	W x D x H (mm)	Code	All Laminate (\$)	HPL Surfaces (\$)
<i>Reversible. Grommet. Can accommodate 1 pedestal.</i>				
48 x 24 x 29½	1200 x 600 x 751	<b>Q_N_-R2448S</b>	<b>1,108</b>	<b>1,268</b>
42 x 24 x 29½	1050 x 600 x 751	<b>Q_N_-R2442S</b>	<b>1,056</b>	<b>1,207</b>
36 x 24 x 29½	900 x 600 x 751	<b>Q_N_-R2436S</b>	<b>989</b>	<b>1,140</b>

Specify the surface type (5, 6). Specify the accent color (A, S).

**Right executive returns – low profile**



W x D x H (in)	W x D x H (mm)	Code	All Laminate (\$)	HPL Surfaces (\$)
<i>1 pedestal on right with lock. 2 box drawers and 1 file drawer with suspension bar. Pencil tray. Grommet.</i>				
48 x 24 x 29½	1200 x 600 x 751	<b>Q_N_-R2448UF</b>	<b>2,139</b>	<b>2,466</b>
42 x 24 x 29½	1050 x 600 x 751	<b>Q_N_-R2442UF</b>	<b>2,062</b>	<b>2,355</b>
36 x 24 x 29½	900 x 600 x 751	<b>Q_N_-R2436UF</b>	<b>1,986</b>	<b>2,271</b>

Specify the surface type (5, 6). Specify the accent color (A, S).

**Left executive returns – low profile**




W x D x H (in)	W x D x H (mm)	Code	All Laminate (\$)	HPL Surfaces (\$)
<i>1 pedestal on left with lock. 2 box drawers and 1 file drawer with suspension bar. Pencil tray. Grommet.</i>				
48 x 24 x 29½	1200 x 600 x 751	<b>Q_N_-UF2448R</b>	<b>2,139</b>	<b>2,466</b>
42 x 24 x 29½	1050 x 600 x 751	<b>Q_N_-UF2442R</b>	<b>2,062</b>	<b>2,355</b>
36 x 24 x 29½	900 x 600 x 751	<b>Q_N_-UF2436R</b>	<b>1,986</b>	<b>2,271</b>


Specify the surface type (5, 6). Specify the accent color (A, S).






	W x D x H (in)	W x D x H (mm)	Code	All Laminate (\$)	HPL Surfaces (\$)
<b>Bridge-returns</b>	<i>Full-height modesty panel.</i>				
	48 x 24 x 29½	1200 x 600 x 751	<b>Q_N_-BR2448</b>	<b>810</b>	<b>972</b>
	42 x 24 x 29½	1050 x 600 x 751	<b>Q_N_-BR2442</b>	<b>782</b>	<b>932</b>
	36 x 24 x 29½	900 x 600 x 751	<b>Q_N_-BR2436</b>	<b>747</b>	<b>896</b>


Specify the surface type (5, 6). Specify the accent color (A, S).

<b>Lateral file credenza with open storage</b>	<i>Open space on top and 2 file drawers on bottom with suspension bars. Locks. Full-width wiring access. Optional counterweights to meet BIFMA standards, refer to page 108.</i>				
	72 x 24 x 29½	1800 x 600 x 751	<b>Q_N_-SLF2472</b>	<b>2,689</b>	<b>3,226</b>


Specify the surface type (5, 6). Specify the accent color (A, S).

<b>Lateral file credenza</b>	<i>4 file drawers with suspension bars. Locks. Full-width wiring access. Optional counterweights to meet BIFMA standards, refer to page 108.</i>				
	72 x 24 x 29½	1800 x 600 x 751	<b>Q_N_-LF2472LF</b>	<b>3,420</b>	<b>4,100</b>


Specify the surface type (5, 6). Specify the accent color (A, S).

<b>Lateral file / bookcase credenza</b>	<i>2 file drawers with suspension bars. Bookcase with doors and adjustable shelf. Locks. Full-width wiring access.</i>				
	72 x 24 x 29½	1800 x 600 x 751	<b>Q_N_-LF2472B</b>	<b>3,126</b>	<b>3,744</b>

Specify the surface type (5, 6). Specify the accent color (A, S).

<b>Bookcase credenza</b>	<i>Storage unit with doors and adjustable shelves. Locks. Full-width wiring access.</i>				
	72 x 24 x 29½	1800 x 600 x 751	<b>Q_N_-B2472B</b>	<b>2,865</b>	<b>3,437</b>


Specify the surface type (5, 6). Specify the accent color (A, S).

<b>Open bookcase credenza</b>	<i>1 adjustable shelf on each side. Full-width wiring access.</i>				
	72 x 24 x 29½	1800 x 600 x 751	<b>Q_N_-BE2472BE</b>	<b>2,271</b>	<b>2,725</b>

Specify the surface type (5, 6). Specify the accent color (A, S).


	W x D x H (in)	W x D x H (mm)	Code	All Laminate (\$)
--	----------------	----------------	------	-------------------

<b>Hutches with doors</b>	<i>All doors open in the same way. Reversible end door. Reversible hutch for right-or left-hand door opening. Hutches must be supported by storage units or hutch supports (page 16) using the hutch assembly hardware (page 16). See examples of configuration (page 9). 1 tone only.</i>			
---------------------------	--------------------------------------------------------------------------------------------------------------------------------------------------------------------------------------------------------------------------------------------------------------------------------------------	--	--	--

	<i>32" H. Adjustable shelves.</i>			
	96 x 16 x 32	2400 x 400 x 813	<b>QNN_-E963216P</b>	<b>2,790</b>
	90 x 16 x 32	2250 x 400 x 813	<b>QNN_-E903216P</b>	<b>2,698</b>
	84 x 16 x 32	2100 x 400 x 813	<b>QNN_-E843216P</b>	<b>2,624</b>
	78 x 16 x 32	1950 x 400 x 813	<b>QNN_-E783216P</b>	<b>2,530</b>
	72 x 16 x 32	1800 x 400 x 813	<b>QNN_-E723216P</b>	<b>2,372</b>
	66 x 16 x 32	1650 x 400 x 813	<b>QNN_-E663216P</b>	<b>2,287</b>
	60 x 16 x 32	1500 x 400 x 813	<b>QNN_-E603216P</b>	<b>2,254</b>
	54 x 16 x 32	1350 x 400 x 813	<b>QNN_-E543216P</b>	<b>1,902</b>
	48 x 16 x 32	1200 x 400 x 813	<b>QNN_-E483216P</b>	<b>1,801</b>
	42 x 16 x 32	1050 x 400 x 813	<b>QNN_-E423216P</b>	<b>1,579</b>
	36 x 16 x 32	900 x 400 x 813	<b>QNN_-E363216P</b>	<b>1,510</b>

Specify the accent color (A, S).


Door options: change the second N in the code prefix to:  
 96" to 60": 4 doors  
 Lexan (L) / Translucent (T) add \$1,676, Metal (M) add \$2,011.  
 54" to 48": 3 doors  
 Lexan (L) / Translucent (T) add \$1,306, Metal (M) add \$1,510.  
 42" to 36": 2 doors  
 Lexan (L) / Translucent (T) add \$837, Metal (M) add \$1,006.

	W x D x H (in)	W x D x H (mm)	Code	All Laminate (\$)
<b>Hutches with doors (cont'd)</b>	<i>24" H. Adjustable shelves.</i>			
	96 x 16 x 24	2400 x 400 x 609,5	<b>QNN_-E962416P</b>	<b>2,466</b>
	90 x 16 x 24	2250 x 400 x 609,5	<b>QNN_-E902416P</b>	<b>2,407</b>
	84 x 16 x 24	2100 x 400 x 609,5	<b>QNN_-E842416P</b>	<b>2,320</b>
	78 x 16 x 24	1950 x 400 x 609,5	<b>QNN_-E782416P</b>	<b>2,262</b>
	72 x 16 x 24	1800 x 400 x 609,5	<b>QNN_-E722416P</b>	<b>2,164</b>
	66 x 16 x 24	1650 x 400 x 609,5	<b>QNN_-E662416P</b>	<b>2,095</b>
	60 x 16 x 24	1500 x 400 x 609,5	<b>QNN_-E602416P</b>	<b>2,011</b>
	54 x 16 x 24	1350 x 400 x 609,5	<b>QNN_-E542416P</b>	<b>1,693</b>
	48 x 16 x 24	1200 x 400 x 609,5	<b>QNN_-E482416P</b>	<b>1,619</b>
	42 x 16 x 24	1050 x 400 x 609,5	<b>QNN_-E422416P</b>	<b>1,426</b>
	36 x 16 x 24	900 x 400 x 609,5	<b>QNN_-E362416P</b>	<b>1,350</b>

Door options: change the second N in the code prefix to:

96" to 60": 4 doors  
 Lexan (L) / Translucent (T) add \$1,510, Metal (M) add \$1,843.  
 54" to 48": 3 doors  
 Lexan (L) / Translucent (T) add \$1,132, Metal (M) add \$1,382.

42" to 36": 2 doors  
 Lexan (L) / Translucent (T) add \$753, Metal (M) add \$920.

	<i>16" H.</i>			
	96 x 16 x 16	2400 x 400 x 406,5	<b>QNN_-E961616P</b>	<b>2,262</b>
	90 x 16 x 16	2250 x 400 x 406,5	<b>QNN_-E901616P</b>	<b>2,195</b>
	84 x 16 x 16	2100 x 400 x 406,5	<b>QNN_-E841616P</b>	<b>2,164</b>
	78 x 16 x 16	1950 x 400 x 406,5	<b>QNN_-E781616P</b>	<b>2,103</b>
	72 x 16 x 16	1800 x 400 x 406,5	<b>QNN_-E721616P</b>	<b>1,706</b>
	66 x 16 x 16	1650 x 400 x 406,5	<b>QNN_-E661616P</b>	<b>1,648</b>
	60 x 16 x 16	1500 x 400 x 406,5	<b>QNN_-E601616P</b>	<b>1,591</b>
	54 x 16 x 16	1350 x 400 x 406,5	<b>QNN_-E541616P</b>	<b>1,333</b>
	48 x 16 x 16	1200 x 400 x 406,5	<b>QNN_-E481616P</b>	<b>1,268</b>
	42 x 16 x 16	1050 x 400 x 406,5	<b>QNN_-E421616P</b>	<b>1,108</b>
	36 x 16 x 16	900 x 400 x 406,5	<b>QNN_-E361616P</b>	<b>1,074</b>

Door options: change the second N in the code prefix to:

96" to 78": 6 doors  
 Lexan (L) / Translucent (T) add \$2,011, Metal (M) add \$2,515.


72" to 60": 4 doors  
 Lexan (L) / Translucent (T) add \$1,341, Metal (M) add \$1,676.

54" to 48": 3 doors  
 Lexan (L) / Translucent (T) add \$1,006, Metal (M) add \$1,306.

42" to 36": 2 doors  
 Lexan (L) / Translucent (T) add \$671, Metal (M) add \$837.

Specify the accent color (A, S).


<b>Hutches with sliding door</b>	<i>The sliding door covers one half of the storage. Hutches must be supported by storage units or hutch supports (page 16) using the hutch assembly hardware (page 16). See examples of configuration (page 9). 1 tone only.</i>			
----------------------------------	----------------------------------------------------------------------------------------------------------------------------------------------------------------------------------------------------------------------------------	--	--	--

	<i>32" H. Adjustable shelves.</i>			
	96 x 16 x 32	2400 x 400 x 813	<b>QNN_-E963216C</b>	<b>2,397</b>
	90 x 16 x 32	2250 x 400 x 813	<b>QNN_-E903216C</b>	<b>2,320</b>
	84 x 16 x 32	2100 x 400 x 813	<b>QNN_-E843216C</b>	<b>2,271</b>
	78 x 16 x 32	1950 x 400 x 813	<b>QNN_-E783216C</b>	<b>2,203</b>
	72 x 16 x 32	1800 x 400 x 813	<b>QNN_-E723216C</b>	<b>2,028</b>
	66 x 16 x 32	1650 x 400 x 813	<b>QNN_-E663216C</b>	<b>1,980</b>
	60 x 16 x 32	1500 x 400 x 813	<b>QNN_-E603216C</b>	<b>1,938</b>

Door option: change the second N in the code prefix to:

Lexan (L) / Translucent (T) add \$753, Metal (M) add \$837.

Specify the accent color (A, N, S).

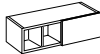
	<i>24" H. Adjustable shelves.</i>			
	96 x 16 x 24	2400 x 400 x 609,5	<b>QNN_-E962416C</b>	<b>2,179</b>
	90 x 16 x 24	2250 x 400 x 609,5	<b>QNN_-E902416C</b>	<b>2,120</b>
	84 x 16 x 24	2100 x 400 x 609,5	<b>QNN_-E842416C</b>	<b>2,081</b>
	78 x 16 x 24	1950 x 400 x 609,5	<b>QNN_-E782416C</b>	<b>2,011</b>
	72 x 16 x 24	1800 x 400 x 609,5	<b>QNN_-E722416C</b>	<b>1,837</b>
	66 x 16 x 24	1650 x 400 x 609,5	<b>QNN_-E662416C</b>	<b>1,777</b>
	60 x 16 x 24	1500 x 400 x 609,5	<b>QNN_-E602416C</b>	<b>1,736</b>

Door option: change the second N in the code prefix to:

Lexan (L) / Translucent (T) add \$713, Metal (M) add \$797.


Specify the accent color (A, N, S).





	W x D x H (in)	W x D x H (mm)	Code	All Laminate (\$)
<b>Hutches with sliding door (cont'd)</b>				
<i>16" H.</i>				
	96 x 16 x 16	2400 x 400 x 406,5	QNN_-E961616C	1,957
	90 x 16 x 16	2250 x 400 x 406,5	QNN_-E901616C	1,837
	84 x 16 x 16	2100 x 400 x 406,5	QNN_-E841616C	1,801
Door option: change the second N in the code prefix to:	78 x 16 x 16	1950 x 400 x 406,5	QNN_-E781616C	1,758
	72 x 16 x 16	1800 x 400 x 406,5	QNN_-E721616C	1,517
Lexan (L) / Translucent (T) add \$671, Metal (M) add \$753.	66 x 16 x 16	1650 x 400 x 406,5	QNN_-E661616C	1,467
	60 x 16 x 16	1500 x 400 x 406,5	QNN_-E601616C	1,399

Specify the accent color (A, N, S).

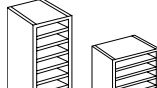
**Open hutches** *Hutches must be supported by storage units or hutch supports (page 16) using the hutch assembly hardware (page 16). See examples of configuration (page 9). 1 tone only.*


	W x D x H (in)	W x D x H (mm)	Code	All Laminate (\$)
<i>32" H. Adjustable shelves.</i>				
	96 x 15 x 32	2400 x 381 x 813	QNNN-E963216	2,129
96" to 60":	90 x 15 x 32	2250 x 381 x 813	QNNN-E903216	2,062
4 open compartments.	84 x 15 x 32	2100 x 381 x 813	QNNN-E843216	2,011
54" to 36":	78 x 15 x 32	1950 x 381 x 813	QNNN-E783216	1,952
2 open compartments.	72 x 15 x 32	1800 x 381 x 813	QNNN-E723216	1,770
	66 x 15 x 32	1650 x 381 x 813	QNNN-E663216	1,700
	60 x 15 x 32	1500 x 381 x 813	QNNN-E603216	1,641
	54 x 15 x 32	1350 x 381 x 813	QNNN-E543216	1,341
	48 x 15 x 32	1200 x 381 x 813	QNNN-E483216	1,268
	42 x 15 x 32	1050 x 381 x 813	QNNN-E423216	1,190
	36 x 15 x 32	900 x 381 x 813	QNNN-E363216	1,123

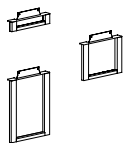
	W x D x H (in)	W x D x H (mm)	Code	All Laminate (\$)
<i>24" H. Adjustable shelves.</i>				
	96 x 15 x 24	2400 x 381 x 609,5	QNNN-E962416	2,011
96" to 60":	90 x 15 x 24	2250 x 381 x 609,5	QNNN-E902416	1,957
4 open compartments.	84 x 15 x 24	2100 x 381 x 609,5	QNNN-E842416	1,887
54" to 36":	78 x 15 x 24	1950 x 381 x 609,5	QNNN-E782416	1,808
2 open compartments.	72 x 15 x 24	1800 x 381 x 609,5	QNNN-E722416	1,648
	66 x 15 x 24	1650 x 381 x 609,5	QNNN-E662416	1,591
	60 x 15 x 24	1500 x 381 x 609,5	QNNN-E602416	1,517
	54 x 15 x 24	1350 x 381 x 609,5	QNNN-E542416	1,223
	48 x 15 x 24	1200 x 381 x 609,5	QNNN-E482416	1,159
	42 x 15 x 24	1050 x 381 x 609,5	QNNN-E422416	1,096
	36 x 15 x 24	900 x 381 x 609,5	QNNN-E362416	1,038

	W x D x H (in)	W x D x H (mm)	Code	All Laminate (\$)
<i>16" H.</i>				
	96 x 15 x 16	2400 x 381 x 406,5	QNNN-E961616	1,608
96" to 78":	90 x 15 x 16	2250 x 381 x 406,5	QNNN-E901616	1,541
6 open compartments.	84 x 15 x 16	2100 x 381 x 406,5	QNNN-E841616	1,510
72" to 60":	78 x 15 x 16	1950 x 381 x 406,5	QNNN-E781616	1,467
4 open compartments.	72 x 15 x 16	1800 x 381 x 406,5	QNNN-E721616	1,207
54" to 36":	66 x 15 x 16	1650 x 381 x 406,5	QNNN-E661616	1,164
2 open compartments.	60 x 15 x 16	1500 x 381 x 406,5	QNNN-E601616	1,114
	54 x 15 x 16	1350 x 381 x 406,5	QNNN-E541616	881
	48 x 15 x 16	1200 x 381 x 406,5	QNNN-E481616	846
	42 x 15 x 16	1050 x 381 x 406,5	QNNN-E421616	797
	36 x 15 x 16	900 x 381 x 406,5	QNNN-E361616	760


	W x D x H (in)	W x D x H (mm)	Code	All Laminate (\$)
<b>Hutch supports</b> <i>See examples of configuration (page 9).</i>				

	W x D x H (in)	W x D x H (mm)	Code	All Laminate (\$)
<b>Pigeonhole hutch supports</b> <i>Removable shelves. 1 tone only.</i>				
	18 x 15 x 28	450 x 381 x 685	QNNN-SDV1828	998
	18 x 15 x 20	450 x 381 x 482	QNNN-SDV1820	881
	12 x 15 x 28	300 x 381 x 685	QNNN-SDV1228	905
	12 x 15 x 20	300 x 381 x 482	QNNN-SDV1220	804


	W x D x H (in)	W x D x H (mm)	Code	All Laminate (\$)
<b>Hutch supports</b> <i>Adjustable shelf (shelves). 1 tone only.</i>				
	36 x 15 x 28	900 x 381 x 685	QNNN-SDVB3628	998
	36 x 15 x 20	900 x 381 x 482	QNNN-SDVB3620	948
	30 x 15 x 28	750 x 381 x 685	QNNN-SDVB3028	948
	30 x 15 x 20	750 x 381 x 482	QNNN-SDVB3020	912
	24 x 15 x 28	600 x 381 x 685	QNNN-SDVB2428	804
	24 x 15 x 20	600 x 381 x 482	QNNN-SDVB2420	782
	18 x 15 x 28	450 x 381 x 685	QNNN-SDVB1828	772
	18 x 15 x 20	450 x 381 x 482	QNNN-SDVB1820	738
	12 x 15 x 28	300 x 381 x 685	QNNN-SDVB1228	729
	12 x 15 x 20	300 x 381 x 482	QNNN-SDVB1220	687
	6 x 15 x 28	150 x 381 x 685	QNNN-SDVB0628	671
	6 x 15 x 20	150 x 381 x 482	QNNN-SDVB0620	645

	W x D x H (in)	W x D x H (mm)	Code	All Laminate (\$)
<b>Hutch metal supports</b> <i>Steel frame support. Hardware included. Refer to specification guide (page 8) for appropriate use.</i>				
	1 x 15 x 3	25 x 375 x 76	QNN_-HSM4	287
	1 x 15 x 11	25 x 375 x 279	QNN_-HSM12	302
	1 x 15 x 19	25 x 375 x 481	QNN_-HSM20	318


Specify the accent color (A, S).

	W x D x H (in)	W x D x H (mm)	Code	All Laminate (\$)
<b>Hutch assembly U-shaped bracket</b> <i>Hardware included.</i>				
	9 x 2 x 2	230 x 52,5 x 51,1	QNN_-HBU	166


Specify the accent color (A, S).

	W x D x H (in)	W x D x H (mm)	Code	All Laminate (\$)
<b>Hutch assembly I-shaped bracket</b> <i>Hardware included.</i>				
	9 x 4 x 1/8	230 x 100 x 3	QNN_-HBS	152


Specify the accent color (A, S).

	W x D x H (in)	W x D x H (mm)	Code	All Laminate (\$)
<b>Hutch assembly Z-shaped bracket</b> <i>Z connection. Hardware included.</i>				
	15 x 2 x 4	375 x 58 x 105	QNN_-HBZ	152

Specify the accent color (A, S).

	W x D x H (in)	W x D x H (mm)	Code	All Laminate (\$)
<b>Hutch assembly S-shaped brackets</b> <i>Right 90° connection. Hardware included.</i>				
	11 x 11 x 4	280 x 280 x 105	QNN_-HB90R	152

Specify the accent color (A, S).

	W x D x H (in)	W x D x H (mm)	Code	All Laminate (\$)
<b>Hutch assembly S-shaped brackets</b> <i>Left 90° connection. Hardware included.</i>				
	11 x 11 x 4	280 x 280 x 105	QNN_-HB90L	152

Specify the accent color (A, S).

**Wall-mounted hutches with doors**

*All doors open in the same way. Reversible end door. Reversible hutch for right- or left-hand door opening. Hanger bar included for wall-mount installation. 1 tone only.*



Door options: change the second N in the code prefix to:

96" to 60": 4 doors  
Lexan (L) / Translucent (T) add \$1,676, Metal (M) add \$2,011.

54" to 48": 3 doors  
Lexan (L) / Translucent (T) add \$1,306, Metal (M) add \$1,510.

42" to 36": 2 doors  
Lexan (L) / Translucent (T) add \$837, Metal (M) add \$1,006.



Door options: change the second N in the code prefix to:

96" to 60": 4 doors  
Lexan (L) / Translucent (T) add \$1,510, Metal (M) add \$1,843.

54" to 48": 3 doors  
Lexan (L) / Translucent (T) add \$1,132, Metal (M) add \$1,382.

42" to 36": 2 doors  
Lexan (L) / Translucent (T) add \$753, Metal (M) add \$920.



Door options: change the second N in the code prefix to:

96" to 78": 6 doors  
Lexan (L) / Translucent (T) add \$2,011, Metal (M) add \$2,515.

72" to 60": 4 doors  
Lexan (L) / Translucent (T) add \$1,341, Metal (M) add \$1,676.

54" to 48": 3 doors  
Lexan (L) / Translucent (T) add \$1,006, Metal (M) add \$1,306.

42" to 36": 2 doors  
Lexan (L) / Translucent (T) add \$671, Metal (M) add \$837.

W x D x H (in)	W x D x H (mm)	Code	All Laminate (\$)
----------------	----------------	------	-------------------

32" H. Adjustable shelves.			
96 x 16 x 32	2400 x 400 x 813	QNN_-EM963216P	2,949
90 x 16 x 32	2250 x 400 x 813	QNN_-EM903216P	2,885
84 x 16 x 32	2100 x 400 x 813	QNN_-EM843216P	2,783
78 x 16 x 32	1950 x 400 x 813	QNN_-EM783216P	2,680
72 x 16 x 32	1800 x 400 x 813	QNN_-EM723216P	2,522
66 x 16 x 32	1650 x 400 x 813	QNN_-EM663216P	2,430
60 x 16 x 32	1500 x 400 x 813	QNN_-EM603216P	2,331
54 x 16 x 32	1350 x 400 x 813	QNN_-EM543216P	1,980
48 x 16 x 32	1200 x 400 x 813	QNN_-EM483216P	1,894
42 x 16 x 32	1050 x 400 x 813	QNN_-EM423216P	1,661
36 x 16 x 32	900 x 400 x 813	QNN_-EM363216P	1,566

**Specify the accent color (A, S).**

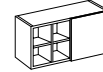
24" H. Adjustable shelves.			
96 x 16 x 24	2400 x 400 x 609,5	QNN_-EM962416P	2,653
90 x 16 x 24	2250 x 400 x 609,5	QNN_-EM902416P	2,580
84 x 16 x 24	2100 x 400 x 609,5	QNN_-EM842416P	2,506
78 x 16 x 24	1950 x 400 x 609,5	QNN_-EM782416P	2,430
72 x 16 x 24	1800 x 400 x 609,5	QNN_-EM722416P	2,179
66 x 16 x 24	1650 x 400 x 609,5	QNN_-EM662416P	2,164
60 x 16 x 24	1500 x 400 x 609,5	QNN_-EM602416P	2,103
54 x 16 x 24	1350 x 400 x 609,5	QNN_-EM542416P	1,770
48 x 16 x 24	1200 x 400 x 609,5	QNN_-EM482416P	1,693
42 x 16 x 24	1050 x 400 x 609,5	QNN_-EM422416P	1,491
36 x 16 x 24	900 x 400 x 609,5	QNN_-EM362416P	1,419

**Specify the accent color (A, S).**

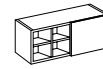
16" H.			
96 x 16 x 16	2400 x 400 x 406,5	QNN_-EM961616P	2,383
90 x 16 x 16	2250 x 400 x 406,5	QNN_-EM901616P	2,320
84 x 16 x 16	2100 x 400 x 406,5	QNN_-EM841616P	2,271
78 x 16 x 16	1950 x 400 x 406,5	QNN_-EM781616P	2,203
72 x 16 x 16	1800 x 400 x 406,5	QNN_-EM721616P	1,801
66 x 16 x 16	1650 x 400 x 406,5	QNN_-EM661616P	1,736
60 x 16 x 16	1500 x 400 x 406,5	QNN_-EM601616P	1,676
54 x 16 x 16	1350 x 400 x 406,5	QNN_-EM541616P	1,419
48 x 16 x 16	1200 x 400 x 406,5	QNN_-EM481616P	1,358
42 x 16 x 16	1050 x 400 x 406,5	QNN_-EM421616P	1,184
36 x 16 x 16	900 x 400 x 406,5	QNN_-EM361616P	1,123

**Specify the accent color (A, S).**

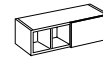
**Wall-mounted hutches with sliding door**



Door option: change the second N in the code prefix to: Lexan (L) / Translucent (T) add \$753, Metal (M) add \$837.



Door option: change the second N in the code prefix to: Lexan (L) / Translucent (T) add \$713, Metal (M) add \$797.



Door option: change the second N in the code prefix to: Lexan (L) / Translucent (T) add \$671, Metal (M) add \$753.

W x D x H (in)	W x D x H (mm)	Code	All Laminate (\$)
----------------	----------------	------	-------------------

*The sliding door covers one half of the storage. Hanger bar included for wall-mount installation. 1 tone only.*

32" H. Adjustable shelves.			
96 x 16 x 32	2400 x 400 x 813	QNN_-EM963216C	2,522
90 x 16 x 32	2250 x 400 x 813	QNN_-EM903216C	2,466
84 x 16 x 32	2100 x 400 x 813	QNN_-EM843216C	2,407
78 x 16 x 32	1950 x 400 x 813	QNN_-EM783216C	2,331
72 x 16 x 32	1800 x 400 x 813	QNN_-EM723216C	2,095
66 x 16 x 32	1650 x 400 x 813	QNN_-EM663216C	2,020
60 x 16 x 32	1500 x 400 x 813	QNN_-EM603216C	1,986

**Specify the accent color (A, N, S).**

24" H. Adjustable shelves.			
96 x 16 x 24	2400 x 400 x 609,5	QNN_-EM962416C	2,306
90 x 16 x 24	2250 x 400 x 609,5	QNN_-EM902416C	2,236
84 x 16 x 24	2100 x 400 x 609,5	QNN_-EM842416C	2,179
78 x 16 x 24	1950 x 400 x 609,5	QNN_-EM782416C	2,120
72 x 16 x 24	1800 x 400 x 609,5	QNN_-EM722416C	1,952
66 x 16 x 24	1650 x 400 x 609,5	QNN_-EM662416C	1,894
60 x 16 x 24	1500 x 400 x 609,5	QNN_-EM602416C	1,819

**Specify the accent color (A, N, S).**

16" H.			
96 x 16 x 16	2400 x 400 x 406,5	QNN_-EM961616C	1,986
90 x 16 x 16	2250 x 400 x 406,5	QNN_-EM901616C	1,944
84 x 16 x 16	2100 x 400 x 406,5	QNN_-EM841616C	1,902
78 x 16 x 16	1950 x 400 x 406,5	QNN_-EM781616C	1,726
72 x 16 x 16	1800 x 400 x 406,5	QNN_-EM721616C	1,608
66 x 16 x 16	1650 x 400 x 406,5	QNN_-EM661616C	1,550
60 x 16 x 16	1500 x 400 x 406,5	QNN_-EM601616C	1,510

**Specify the accent color (A, N, S).**

**Open wall-mounted hutches**



96" to 60":  
4 open compartments.  
54" to 36":  
2 open compartments.




96" to 60":  
4 open compartments.  
54" to 36":  
2 open compartments.


*Hanger bar included for wall-mount installation. 1 tone only.*


32" H. Adjustable shelves.			
96 x 15 x 32	2400 x 381 x 813	QNNN-EM963216	2,062
90 x 15 x 32	2250 x 381 x 813	QNNN-EM903216	1,986
84 x 15 x 32	2100 x 381 x 813	QNNN-EM843216	1,944
78 x 15 x 32	1950 x 381 x 813	QNNN-EM783216	1,843
72 x 15 x 32	1800 x 381 x 813	QNNN-EM723216	1,693
66 x 15 x 32	1650 x 381 x 813	QNNN-EM663216	1,641
60 x 15 x 32	1500 x 381 x 813	QNNN-EM603216	1,566
54 x 15 x 32	1350 x 381 x 813	QNNN-EM543216	1,281
48 x 15 x 32	1200 x 381 x 813	QNNN-EM483216	1,223
42 x 15 x 32	1050 x 381 x 813	QNNN-EM423216	1,164
36 x 15 x 32	900 x 381 x 813	QNNN-EM363216	1,089


24" H. Adjustable shelves.			
96 x 15 x 24	2400 x 381 x 609,5	QNNN-EM962416	1,902
90 x 15 x 24	2250 x 381 x 609,5	QNNN-EM902416	1,830
84 x 15 x 24	2100 x 381 x 609,5	QNNN-EM842416	1,770
78 x 15 x 24	1950 x 381 x 609,5	QNNN-EM782416	1,720
72 x 15 x 24	1800 x 381 x 609,5	QNNN-EM722416	1,559
66 x 15 x 24	1650 x 381 x 609,5	QNNN-EM662416	1,510
60 x 15 x 24	1500 x 381 x 609,5	QNNN-EM602416	1,439
54 x 15 x 24	1350 x 381 x 609,5	QNNN-EM542416	1,184
48 x 15 x 24	1200 x 381 x 609,5	QNNN-EM482416	1,123
42 x 15 x 24	1050 x 381 x 609,5	QNNN-EM422416	1,074
36 x 15 x 24	900 x 381 x 609,5	QNNN-EM362416	1,023





	W x D x H (in)	W x D x H (mm)	Code	All Laminate (\$)
<b>Open wall-mounted hutches (cont'd)</b>	16" H.			
	96 x 15 x 16	2400 x 381 x 406,5	QNNN-EM961616	1,566
	90 x 15 x 16	2250 x 381 x 406,5	QNNN-EM901616	1,526
	84 x 15 x 16	2100 x 381 x 406,5	QNNN-EM841616	1,483
96" to 78": 6 open compartments.	78 x 15 x 16	1950 x 381 x 406,5	QNNN-EM781616	1,434
72" to 60": 4 open compartments.	72 x 15 x 16	1800 x 381 x 406,5	QNNN-EM721616	1,207
54" to 36": 2 open compartments.	66 x 15 x 16	1650 x 381 x 406,5	QNNN-EM661616	1,164
	60 x 15 x 16	1500 x 381 x 406,5	QNNN-EM601616	1,096
	54 x 15 x 16	1350 x 381 x 406,5	QNNN-EM541616	890
	48 x 15 x 16	1200 x 381 x 406,5	QNNN-EM481616	846
	42 x 15 x 16	1050 x 381 x 406,5	QNNN-EM421616	797
	36 x 15 x 16	900 x 381 x 406,5	QNNN-EM361616	760


	W x D x H (in)	W x D x H (mm)	Code	All Laminate (\$)
<b>Modular pedestal</b>	2 box drawers, 1 file drawer with suspension bar. Pencil tray. Lock. Goes under a work surface. 1 tone only.			
	15 x 18 x 28	388 x 448 x 713	QNN_-P1518UFL	1,370
	Specify the accent color (A, S).			

	W x D x H (in)	W x D x H (mm)	Code	All Laminate (\$)
<b>Modular pedestal</b>	2 file drawers with suspension bars. Lock. Goes under a work surface. 1 tone only.			
	15 x 18 x 28	388 x 448 x 713	QNN_-P1518FFL	1,281
	Specify the accent color (A, S).			


	W x D x H (in)	W x D x H (mm)	Code	All Laminate (\$)
<b>Modular lateral files</b>	2 file drawers with suspension bars. Lock. Goes under a work surface. 1 tone only.			
	36 x 18 x 28	900 x 448 x 713	QNN_-1836LFL	1,591
	30 x 18 x 28	750 x 448 x 713	QNN_-1830LFL	1,541
	Specify the accent color (A, S).			


	W x D x H (in)	W x D x H (mm)	Code	All Laminate (\$)
<b>Combined modular pedestals</b>	2 box drawers, 2 file drawers with suspension bars. Pencil tray. Lock. Must be installed under a work surface. 1 tone only.			
	36 x 18 x 28	900 x 448 x 713	QNN_-1836COL	1,995
	30 x 18 x 28	750 x 448 x 713	QNN_-1830COL	1,837
	Specify the accent color (A, S).			


	W x D x H (in)	W x D x H (mm)	Code	All Laminate (\$)
<b>Combined modular pedestals</b>	2 box drawers, 2 file drawers with suspension bars. Pencil tray. Lock. Must be installed under a work surface. 1 tone only.			
	36 x 18 x 28	900 x 448 x 713	QNN_-C01836L	1,995
	30 x 18 x 28	750 x 448 x 713	QNN_-C01830L	1,837
	Specify the accent color (A, S).			


	W x D x H (in)	W x D x H (mm)	Code	All Laminate (\$)
<b>Modular bookcase with doors</b>	1 adjustable shelf. Lock. Must be installed under a work surface. 1 tone only.			
	36 x 18 x 28	900 x 448 x 713	QNN_-1836BL	1,399
	30 x 18 x 28	750 x 448 x 713	QNN_-1830BL	1,299
	Specify the accent color (A, S).			


Door options: change N in the code prefix to:  
Lexan (L) / Translucent (T) add \$753, Metal (M) add \$920.


	W x D x H (in)	W x D x H (mm)	Code	All Laminate (\$)
<b>Mobile pedestals</b>	1 box drawer and 1 file drawer with suspension bar. Pencil tray. Lock. Brakes on front casters. Fits under a work surface. 1 tone only.			
	15 x 18 x 20 3/4	388 x 450 x 527	QNN_-MP1518F	1,315
	15 x 23 x 20 3/4	388 x 575 x 527	QNN_-MP1523F	1,358
	Specify the accent color (A, S).			

	W x D x H (in)	W x D x H (mm)	Code	All Laminate (\$)
<b>Mobile pedestals</b>	2 box drawers, 1 file drawer with suspension bar. Pencil tray. Lock. Brakes on front casters. Fits under a work surface. 1 tone only.			
	15 x 28 x 27	388 x 700 x 704	QNN_-MP1528UF	1,467
	15 x 18 x 27	388 x 448 x 704	QNN_-MP1518UF	1,439
	Specify the accent color (A, S).			


	W x D x H (in)	W x D x H (mm)	Code	All Laminate (\$)	HPL Surfaces (\$)
<b>Lateral file</b>	2 file drawers with suspension bars. Lock. Optional counterweight to meet BIFMA Standards, refer to page 108.				
	36 x 24 x 29 1/2	900 x 600 x 751	Q_N_-2436LF	2,037	2,397
	Specify the surface type (5, 6). Specify the accent color (A, S).				

	W x D x H (in)	W x D x H (mm)	Code	All Laminate (\$)	HPL Surfaces (\$)
<b>Combined pedestal</b>	2 box drawers, 2 file drawers with suspension bars. Pencil tray. One lock for the two file drawers. Optional counterweight to meet BIFMA Standards, refer to page 108.				
	36 x 24 x 29 1/2	900 x 600 x 751	Q_N_-2436CO	2,254	2,859
	Specify the surface type (5, 6). Specify the accent color (A, S).				


	W x D x H (in)	W x D x H (mm)	Code	All Laminate (\$)	HPL Surfaces (\$)
<b>Combined pedestal</b>	2 box drawers, 2 file drawers with suspension bars. Pencil tray. One lock for the two file drawers. Optional counterweight to meet BIFMA Standards, refer to page 108.				
	36 x 24 x 29 1/2	900 x 600 x 751	Q_N_-C02436	2,254	2,859
	Specify the surface type (5, 6). Specify the accent color (A, S).				

	W x D x H (in)	W x D x H (mm)	Code	All Laminate (\$)	HPL Surfaces (\$)
<b>Bookcase with doors</b>	1 adjustable shelf. Lock.				
	36 x 24 x 29 1/2	900 x 600 x 751	Q_N_-2436B	1,819	2,139
	Specify the surface type (5,6). Specify the accent color (A, S).				


Door options: change N in the code prefix to:  
Lexan (L) / Translucent (T) add \$753, Metal (M) add \$920.

	W x D x H (in)	W x D x H (mm)	Code	All Laminate (\$)
<b>Storage cabinets</b>	Lock. 1 tone only. 81" H: 4 adjustable shelves, 1 fixed. 65"-73" H: 3 adjustable shelves, 1 fixed. 57" H: 3 adjustable shelves. 49" H: 2 adjustable shelves.			
	36 x 24 x 81	900 x 600 x 2046	QNN_-243681B	2,960
	36 x 24 x 73	900 x 600 x 1843	QNN_-243673B	2,775
	36 x 24 x 65	900 x 600 x 1640	QNN_-243665B	2,680
	36 x 24 x 57	900 x 600 x 1437	QNN_-243657B	2,497
	36 x 24 x 49	900 x 600 x 1234	QNN_-243649B	2,306
	Specify the accent color (A, S).			

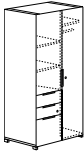
Door options: change N in the code prefix to:  
Lexan (L) / Translucent (T) add \$1,306, Metal (M) add \$1,426.

	W x D x H (in)	W x D x H (mm)	Code	All Laminate (\$)
<b>Wardrobe / storage cabinets</b>	Lock. Clothes hanger bar and 1 fixed shelf on wardrobe side 15 1/2" W (399 mm). 81" H: 4 adjustable shelves, 1 fixed. 65"-73" H: 3 adjustable shelves, 1 fixed. 57" H: 3 adjustable shelves. 49" H: 2 adjustable shelves. 1 tone only.			
	36 x 24 x 81	900 x 600 x 2046	QNN_-243681BC	2,775
	36 x 24 x 73	900 x 600 x 1843	QNN_-243673BC	2,680
	36 x 24 x 65	900 x 600 x 1640	QNN_-243665BC	2,591
	36 x 24 x 57	900 x 600 x 1437	QNN_-243657BC	2,407
	36 x 24 x 49	900 x 600 x 1234	QNN_-243649BC	2,220
	Specify the accent color (A, S).			

Door options: change N in the code prefix to:  
Lexan (L) / Translucent (T) add \$1,306, Metal (M) add \$1,426.

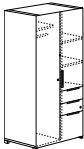
	W x D x H (in)	W x D x H (mm)	Code	All Laminate (\$)
<b>Storage cabinets with lateral file</b>	Lock on file drawers only. Suspension bars. 81" H: 3 adjustable shelves. 65"-73" H: 2 adjustable shelves. 57"-49" H: 1 adjustable shelf. 1 tone only.			
	36 x 24 x 81	900 x 600 x 2046	QNN_-243681LFB	3,478
	36 x 24 x 73	900 x 600 x 1843	QNN_-243673LFB	3,232
	36 x 24 x 65	900 x 600 x 1640	QNN_-243665LFB	3,025
	36 x 24 x 57	900 x 600 x 1437	QNN_-243657LFB	2,783
	36 x 24 x 49	900 x 600 x 1234	QNN_-243649LFB	2,559
	Specify the accent color (A, S).			

Door options: change N in the code prefix to:  
Lexan (L) / Translucent (T) add \$920, Metal (M) add \$1,172.

	W x D x H (in)	W x D x H (mm)	Code	All Laminate (\$)
<b>Wardrobe / storage cabinets</b> 	2 box drawers, 1 file drawer with suspension bar. Clothes hanger bar and 1 fixed shelf on wardrobe side 18 3/8" W (468 mm). One lock for drawers and one lock on full-height door. 81" H: 3 adjustable shelves. 65"-73" H: 2 adjustable shelves. 1 tone only.			
	36 x 24 x 81	900 x 600 x 2046	<b>QNN_-243681UFB</b>	<b>3,681</b>
	36 x 24 x 73	900 x 600 x 1843	<b>QNN_-243673UFB</b>	<b>3,455</b>
	36 x 24 x 65	900 x 600 x 1640	<b>QNN_-243665UFB</b>	<b>3,219</b>

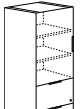
Specify the accent color (A, S).

Door options: change N in the code prefix to:  
Lexan (L) / Translucent (T) add \$1,089, Metal (M) add \$1,299.

	W x D x H (in)	W x D x H (mm)	Code	All Laminate (\$)
<b>Wardrobe / storage cabinets</b> 	2 box drawers, 1 file drawer with suspension bar. Clothes hanger bar and 1 fixed shelf on wardrobe side 18 3/8" W (468 mm). One lock for drawers and one lock on full-height door. 81" H: 3 adjustable shelves. 65"-73" H: 2 adjustable shelves. 1 tone only.			
	36 x 24 x 81	900 x 600 x 2046	<b>QNN_-243681BUF</b>	<b>3,681</b>
	36 x 24 x 73	900 x 600 x 1843	<b>QNN_-243673BUF</b>	<b>3,455</b>
	36 x 24 x 65	900 x 600 x 1640	<b>QNN_-243665BUF</b>	<b>3,219</b>

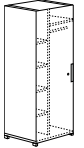
Specify the accent color (A, S).

Door options: change N in the code prefix to:  
Lexan (L) / Translucent (T) add \$1,089, Metal (M) add \$1,299.

	W x D x H (in)	W x D x H (mm)	Code	All Laminate (\$)
<b>Storage cabinets with lateral file</b> 	One lock for file drawers. Suspension bars. Reversible door. 81" H: 3 adjustable shelves. 65"-73" H: 2 adjustable shelves. 1 tone only.			
	24 x 24 x 81	600 x 600 x 2046	<b>QNN_-242481FB</b>	<b>2,768</b>
	24 x 24 x 73	600 x 600 x 1843	<b>QNN_-242473FB</b>	<b>2,648</b>
	24 x 24 x 65	600 x 600 x 1640	<b>QNN_-242465FB</b>	<b>2,547</b>

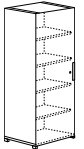
Specify the accent color (A, S).

Door options: change N in the code prefix to:  
Lexan (L) / Translucent (T) add \$457, Metal (M) add \$576.

	W x D x H (in)	W x D x H (mm)	Code	All Laminate (\$)
<b>Wardrobe / storage cabinets</b> 	Clothes hanger bar and 1 fixed shelf on wardrobe side 9 3/4" W (249 mm). Lock. Reversible door. 81" H: 5 adjustable shelves. 65"-73" H: 4 adjustable shelves. 57" H: 3 adjustable shelves. 49" H: 2 adjustable shelves. 1 tone only.			
	24 x 24 x 81	600 x 600 x 2046	<b>QNN_-242481BC_</b>	<b>2,081</b>
	24 x 24 x 73	600 x 600 x 1843	<b>QNN_-242473BC_</b>	<b>1,986</b>
	24 x 24 x 65	600 x 600 x 1640	<b>QNN_-242465BC_</b>	<b>1,894</b>
	24 x 24 x 57	600 x 600 x 1437	<b>QNN_-242457BC_</b>	<b>1,794</b>
	24 x 24 x 49	600 x 600 x 1234	<b>QNN_-242449BC_</b>	<b>1,700</b>

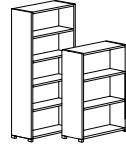
Specify the accent color (A, S). Specify the opening at the end of the code: on right (R) or on left (L).

Door options: change N in the code prefix to:  
Lexan (L) / Translucent (T) add \$671, Metal (M) add \$837.


	W x D x H (in)	W x D x H (mm)	Code	All Laminate (\$)
<b>Storage cabinets</b> 	Lock. Reversible door. 81" H: 5 adjustable shelves. 65"-73" H: 4 adjustable shelves. 57" H: 3 adjustable shelves. 49" H: 2 adjustable shelves. 1 tone only.			
	24 x 24 x 81	600 x 600 x 2046	<b>QNN_-242481B_</b>	<b>2,081</b>
	24 x 24 x 73	600 x 600 x 1843	<b>QNN_-242473B_</b>	<b>1,986</b>
	24 x 24 x 65	600 x 600 x 1640	<b>QNN_-242465B_</b>	<b>1,894</b>
	24 x 24 x 57	600 x 600 x 1437	<b>QNN_-242457B_</b>	<b>1,794</b>
	24 x 24 x 49	600 x 600 x 1234	<b>QNN_-242449B_</b>	<b>1,700</b>

Specify the accent color (A, S). Specify the opening at the end of the code: on right (R) or on left (L).

Door options: change N in the code prefix to:  
Lexan (L) / Translucent (T) add \$671, Metal (M) add \$837.


	W x D x H (in)	W x D x H (mm)	Code	All Laminate (\$)
<b>Open bookcases</b> 	81" H: 4 adjustable shelves, 1 fixed at 29" H. 73" H: 3 adjustable shelves, 1 fixed at 29" H. 65" H: 4 adjustable shelves. 57" H: 3 adjustable shelves. 49" H: 2 adjustable shelves. 1 tone only.			
	36 x 15 x 81	900 x 381 x 2046	<b>QNN_-B368116</b>	<b>1,635</b>
	36 x 15 x 73	900 x 381 x 1834	<b>QNN_-B367316</b>	<b>1,534</b>
	36 x 15 x 65	900 x 381 x 1640	<b>QNN_-B366516</b>	<b>1,419</b>
	36 x 15 x 57	900 x 381 x 1437	<b>QNN_-B365716</b>	<b>1,325</b>
	36 x 15 x 49	900 x 381 x 1234	<b>QNN_-B364916</b>	<b>1,223</b>

Specify the accent color (A, S).

	W x D x H (in)	W x D x H (mm)	Code	All Laminate (\$)
<b>Left personal bookcases</b> 	1 box drawer, 2 file drawers with suspension bars. Adjustable shelf 57" H only. Wardrobe with clothes hanger bar 7 1/4" W (187 mm). Lock for the two file drawers. Lock on door. 1 tone only.			
	24 x 24 x 57	600 x 600 x 1437	<b>QNN_-PB242457</b>	<b>3,283</b>
	24 x 24 x 49	600 x 600 x 1234	<b>QNN_-PB242449</b>	<b>3,142</b>

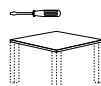
Specify the accent color (A, S).

Door options: change N in the code prefix to:  
Lexan (L) / Translucent (T) add \$336, Metal (M) add \$503.

	W x D x H (in)	W x D x H (mm)	Code	All Laminate (\$)
<b>Right personal bookcases</b> 	1 box drawer, 2 file drawers with suspension bars. Adjustable shelf 57" H only. Wardrobe with clothes hanger bar 7 1/4" W (187 mm). Lock for the two file drawers. Lock on door. 1 tone only.			
	24 x 24 x 57	600 x 600 x 1437	<b>QNN_-P242457B</b>	<b>3,283</b>
	24 x 24 x 49	600 x 600 x 1234	<b>QNN_-P242449B</b>	<b>3,142</b>

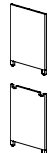
Specify the accent color (A, S).

Door options: change N in the code prefix to:  
Lexan (L) / Translucent (T) add \$336, Metal (M) add \$503.


	W x D x H (in)	W x D x H (mm)	Code	All Laminate (\$)	HPL Surfaces (\$)
<b>Tables</b> 	3" square steel legs (carton of 4).				
	48 x 48 x 1 1/2	1200 x 1200 x 38	<b>Q_M_-SQ48</b>	<b>2,306</b>	<b>2,641</b>
	42 x 42 x 1 1/2	1050 x 1050 x 38	<b>Q_M_-SQ42</b>	<b>2,164</b>	<b>2,438</b>

Specify the surface type (5, 6). Specify the accent color (A, S).

Packaged in 2 boxes.

	W x D x H (in)	W x D x H (mm)	Code	All Laminate (\$)	HPL Surfaces (\$)
<b>Additional full-width legs</b> 	Full-width leg without wire access. 1 tone only				
	30 x 1 x 27 1/2	748 x 25 x 698	<b>QNN_-L30</b>	—	<b>226</b>
	24 x 1 x 27 1/2	598 x 25 x 698	<b>QNN_-L24</b>	—	<b>211</b>
	Full-width leg with wiring access. 1 tone only.				
	30 x 1 x 27 1/2	748 x 25 x 698	<b>QNN_-L30D</b>	—	<b>226</b>
	24 x 1 x 27 1/2	598 x 25 x 698	<b>QNN_-L24D</b>	—	<b>211</b>

Specify the accent color (A, S).

	W x D x H (in)	W x D x H (mm)	Code	All Laminate (\$)	HPL Surfaces (\$)
<b>Additional recessed leg</b> 	13 x 1 x 27 1/2	340 x 25 x 698	<b>QNN_-L12</b>	—	<b>175</b>

Specify the accent color (A, S).