

Office Doctor Discount Office Furniture

[www.OfficeDr.com](http://www.OfficeDr.com) 856-368-9085

Groupe Lacasse Half Price Sale On Now

Take Half Off the List Prices in this PDF

**Call 856-368-9085 Now**

Free Layout & Design Service

Reception Furniture

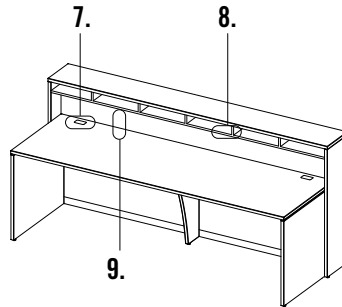
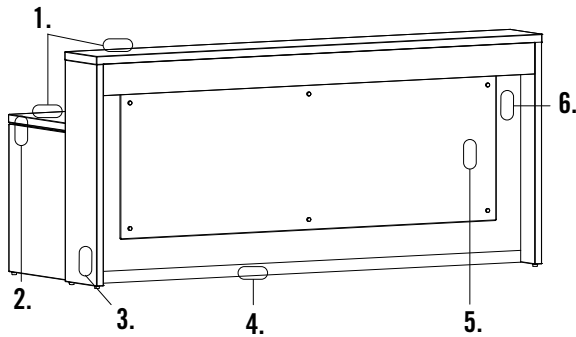


# RECEPTION Furniture



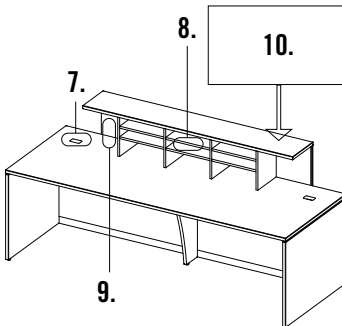
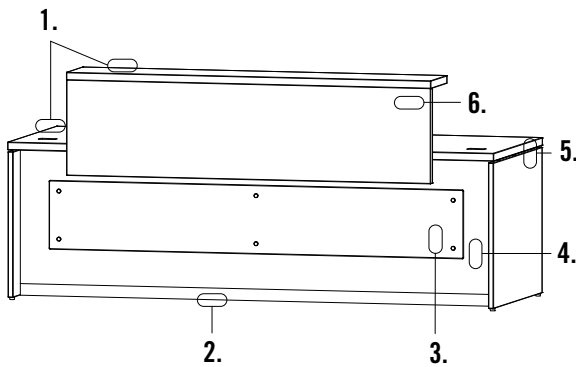
## GENERAL CHARACTERISTICS

STYLE MORPHEO, 43" H



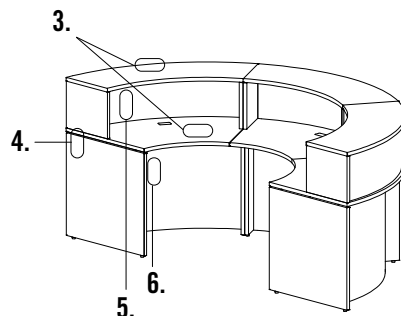
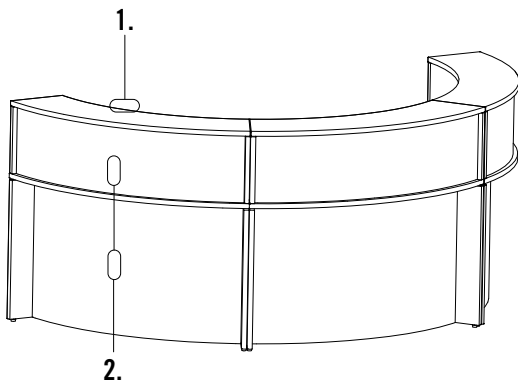
1. Thermofused or high-pressure laminate surfaces, 1" (25 mm) or 1½" (38 mm) thick.
2. Aluminum spacers.
3. Panel, 1" (25 mm) or 1½" (38 mm) thick.
4. Anodized aluminum kickplate (optional).
5. Front acrylic panel option: T Translucent or X Matrix (optional).
6. Recessed modesty panel. Available space to accommodate a lighting unit: 4½" (115 mm) deep, 2½" (64 mm) high. Lighting unit sold separately (LGC-LED\_ \_).
7. 2 grommets at both ends.
8. Pigeonholes accommodate legal size documents.
9. Clearance under shelf: 9½" (233 mm) under a 1" (25 mm) shelf, 8⅞" (220 mm) under a 1½" (38 mm) shelf. Space can accommodate a LGC-TK4809H tackboard.

STYLE MORPHEO, 29" H

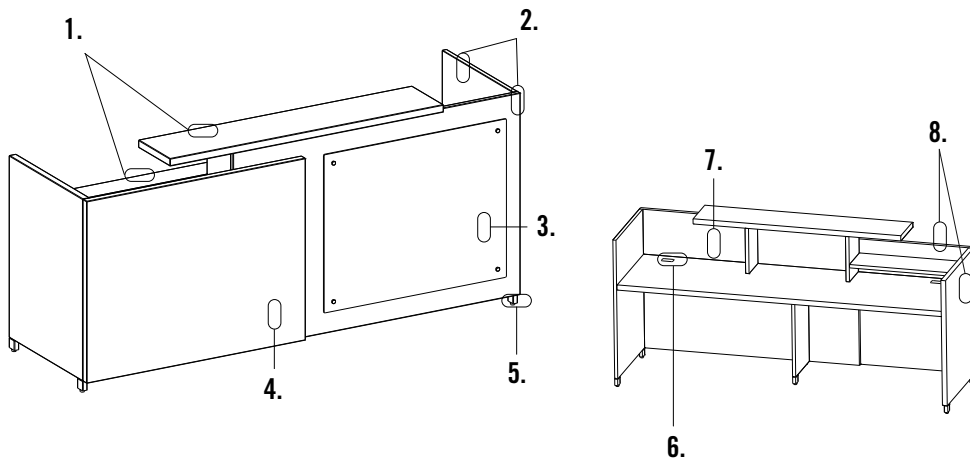


1. Thermofused or high-pressure laminate surfaces, 1" (25 mm) or 1½" (38 mm) thick.
2. Anodized aluminum kickplate (optional).
3. Front acrylic panel option: T Translucent or X Matrix (optional).
4. Recessed modesty panel. Available space to accommodate a lighting unit: 5¼" (134 mm) deep. Lighting unit sold separately (LGC-LED\_ \_).
5. Aluminum spacers.
6. Panel, 1" (25 mm) or 1½" (38 mm) thick.
7. 2 grommets at both ends.
8. Modular countertop has pigeonholes to accommodate legal size documents.
9. Clearance under shelf: 12½" (318 mm) under a 1" (25 mm) shelf, 12" (306 mm) under a 1½" (38 mm) shelf.
10. Ability to convert a standard rectangular desk into a reception station by adding a modular countertop.

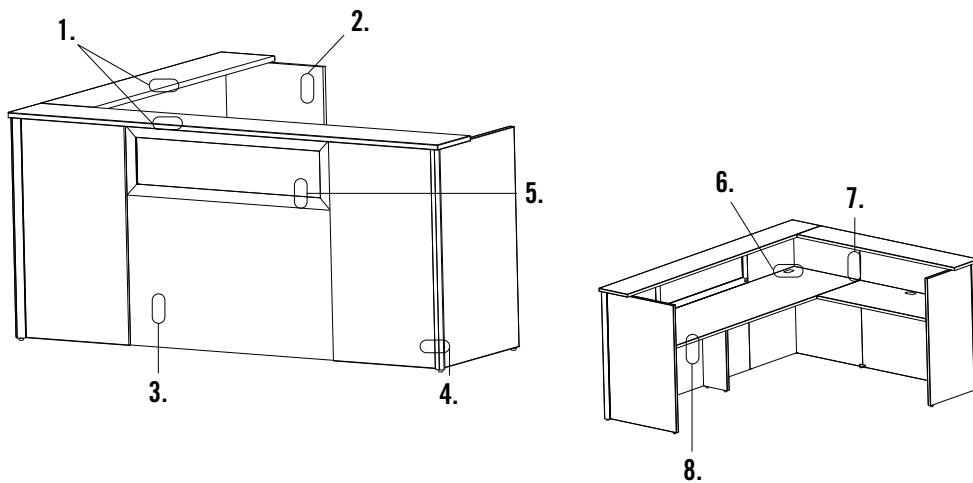
STYLE MORPHEO, 60° ET 90°



1. Modular countertops.
2. High-pressure laminate recessed front and modesty panel.
3. Thermofused or high-pressure laminate surfaces, 1" (25 mm) or 1½" (38 mm) thick.
4. Aluminum spacers.
5. Clearance under shelf: 12½" (318 mm).
6. Can accommodate a suspended pedestal MNN\_-F or 18" (448 mm) deep modular pedestals (sold separately).

**STYLE QUAD**


1. Thermofused or high-pressure laminate surfaces, 1½" (38 mm) thick.
2. Panels, 1" (25 mm) thick.
3. Front acrylic panel (optional).
4. 1½" (38 mm) thick panel juxtaposed on a 1" (25 mm) thick panel.
5. Metal legs in accent color Silver (S) or Anthracite Grey (A).
6. 2 grommets at both ends.
7. Clearance under shelf: 12¼" (311 mm).
8. Panels, 1½" (38 mm) thick.
9. Reception returns available to match with desks.

**STYLE CONCEPT 3**


1. Thermofused laminate surfaces, 1" (25 mm).
2. Reversible return shell (sold separately) accommodates a C3-UF18 modular pedestal (sold separately).
3. ⅝" (16 mm) panel between two 1" (25 mm) panels.
4. Anodized aluminum legs.
5. Anodized aluminum frame with translucent acrylic insert.
6. 2 grommets at both ends.
7. Clearance under shelf: 12½" (318 mm).
8. Desk accommodates C3-FF24 or C3-UF24 modular pedestals (sold separately).




**EDGEBANDING**

Furniture with 1" and 1½" (25 and 38 mm) thick tops.

Furniture with 1½" (38 mm) thick tops.


**N Edge**



Smooth, 1/16" (1,5 mm) thick edge.

The **N** edge is matched with the finish specified for the surface.

**Textured 1 Edge**



Textured, 1/8" (3 mm) thick edge.

The textured 1 and 2 edges are **available (and in matching color) ONLY** when a **BUC, CCL, CER, ERH, HRG, HZN, RAS, SAH** or **TOM** wood grain finish is specified for the surface.

\*CER is only available for textured edge 1.


**Textured 2 Edge**




**HANDLES**




**A – Arcade**




**C – Cubic**



**K – Classic**



**W – Waterfall**



**Z – Straight**

**LEGS**



**Q – Square**




**V – Round**

**ALUMINUM KICKPLATE**




**M – Anodized Aluminum**

**MODESTY PANELS / DOOR INSERTS**




**T – Translucent**



**X – Matrix**

**ACCENT COLORS**



**S – Silver**



**A – Anthracite Grey**

Exception: Furniture with aluminum doors or kickplate are available in Silver anodized aluminum only.

**CODIFICATION**

Series	Options			
	Thickness	Edgebanding	Handles / Legs	Accent color
<b>M</b>	1 Thermofused laminate 1"	<b>N</b> Smooth edge	<b>A</b> Arcade <b>C</b> Cubic <b>K</b> Classic <b>W</b> Waterfall <b>Z</b> Straight	<b>A</b> Anthracite Grey <b>S</b> Silver
	2 High-pressure laminate 1"			
	5 Thermofused laminate 1½"	<b>2</b> Textured edge		
	6 High-pressure laminate 1½"			

W x D x H (in)	W x D x H (mm)	Code	All Laminate (\$)	HPL Surfaces (\$)
<b>Reception desks with transaction countertop, 43" H</b>				
<i>Transaction countertop with pigeonholes. Full-height modesty panel. Can accommodate 1 or 2 pedestals. 2 grommets on the work surface and 2 wiring accesses allowing the passage of electrical cables for a lighting unit on the front of the modesty panel. Lighting sold separately (LGC-LED_ _).</i>				
96 x 36 x 42¾	2400 x 900 x 1087	<b>M_NN_-GS369643S</b>	<b>3,392</b>	<b>4,082</b>
84 x 36 x 42¾	2100 x 900 x 1087	<b>M_NN_-GS368443S</b>	<b>3,232</b>	<b>3,872</b>
72 x 36 x 42¾	1800 x 900 x 1087	<b>M_NN_-GS367243S</b>	<b>3,075</b>	<b>3,695</b>
1" (25 mm) surfaces: Clearance of 9 1/8" (233 mm) under the countertop. Specify the surface type (1, 2). Edge N. Specify the accent color (A, S).				
97 x 36 x 43 9/16	2425 x 900 x 1100	<b>M_N_N_-GS369743S</b>	<b>3,729</b>	<b>4,484</b>
85 x 36 x 43 9/16	2125 x 900 x 1100	<b>M_N_N_-GS368543S</b>	<b>3,543</b>	<b>4,265</b>
73 x 36 x 43 9/16	1825 x 900 x 1100	<b>M_N_N_-GS367343S</b>	<b>3,378</b>	<b>4,050</b>
1½" (38 mm) surfaces: Clearance of 8 5/8" (220 mm) under the countertop. Specify the surface type (5, 6). Specify the edge (N, 1, 2). Specify the accent color (A, S).				

96": 6 pigeonholes.  
84": 5 pigeonholes.  
72": 4 pigeonholes.

Aluminum kickplate option: specify S at the accent option, M at the end of the code and add \$252. Ex.: M\_\_NS-GC489743M.

Packaged in 2 boxes.

W x D x H (in)	W x D x H (mm)	Code	All Laminate (\$)	HPL Surfaces (\$)
<b>Right extended corner reception desks, 43" H</b>				
<i>Transaction countertop with pigeonholes. Full-height modesty panel. Extended work surface can accommodate a 24" D (600 mm) return unit on left, and 1 or 2 pedestals underneath. 2 grommets on the work surface and 2 wiring accesses allowing the passage of electrical cables for a lighting unit on the front of the modesty panel. Lighting sold separately (LGC-LED_ _).</i>				
96 x 48 x 42¾	2400 x 1200 x 1087	<b>M_NN_-GC489643</b>	<b>3,931</b>	<b>4,707</b>
84 x 48 x 42¾	2100 x 1200 x 1087	<b>M_NN_-GC488443</b>	<b>3,729</b>	<b>4,484</b>
72 x 48 x 42¾	1800 x 1200 x 1087	<b>M_NN_-GC487243</b>	<b>3,543</b>	<b>4,265</b>
1" (25 mm) surfaces: Clearance of 9 1/8" (233 mm) under the countertop. Specify the surface type (1, 2). Edge N. Specify the accent color (A, S).				
97 x 48 x 43 9/16	2425 x 1200 x 1100	<b>M_N_N_-GC489743</b>	<b>4,316</b>	<b>5,179</b>
85 x 48 x 43 9/16	2125 x 1200 x 1100	<b>M_N_N_-GC488543</b>	<b>4,108</b>	<b>4,938</b>
73 x 48 x 43 9/16	1825 x 1200 x 1100	<b>M_N_N_-GC487343</b>	<b>3,896</b>	<b>4,677</b>
1½" (38 mm) surfaces: Clearance of 8 5/8" (220 mm) under the countertop. Specify the surface type (5, 6). Specify the edge (N, 1, 2). Specify the accent color (A, S).				

96": 6 pigeonholes.  
84": 5 pigeonholes.  
72": 4 pigeonholes.

Aluminum kickplate option: specify S at the accent option, M at the end of the code and add \$252. Ex.: M\_\_NS-GC489743M.

Packaged in 3 boxes.



W x D x H (in)	W x D x H (mm)	Code	All Laminate (\$)	HPL Surfaces (\$)
<b>Left extended corner reception desks, 43" H</b>				
<i>Transaction countertop with pigeonholes. Full-height modesty panel. Extended work surface can accommodate a 24" D (600 mm) return unit on right, and 1 or 2 pedestals underneath. 2 grommets on the work surface and 2 wiring accesses allowing the passage of electrical cables for a lighting unit on the front of the modesty panel. Lighting sold separately (LGC-LED__).</i>				
96 x 48 x 42 <sup>3</sup> / <sub>4</sub>	2400 x 1200 x 1087	M_NN_-GC964843	3,931	4,707
84 x 48 x 42 <sup>3</sup> / <sub>4</sub>	2100 x 1200 x 1087	M_NN_-GC844843	3,729	4,484
72 x 48 x 42 <sup>3</sup> / <sub>4</sub>	1800 x 1200 x 1087	M_NN_-GC724843	3,543	4,265
1" (25 mm) surfaces: Clearance of 9 <sup>1</sup> / <sub>8</sub> " (233 mm) under the countertop. Specify the surface type (1, 2). Edge N. Specify the accent color (A, S).				
97 x 48 x 43 <sup>5</sup> / <sub>16</sub>	2425 x 1200 x 1100	M_N_-GC974843	4,316	5,179
85 x 48 x 43 <sup>5</sup> / <sub>16</sub>	2125 x 1200 x 1100	M_N_-GC854843	4,108	4,938
73 x 48 x 43 <sup>5</sup> / <sub>16</sub>	1825 x 1200 x 1100	M_N_-GC734843	3,896	4,677
1 <sup>1</sup> / <sub>2</sub> " (38 mm) surfaces: Clearance of 8 <sup>5</sup> / <sub>8</sub> " (220 mm) under the countertop. Specify the surface type (5, 6). Specify the edge (N, 1, 2). Specify the accent color (A, S).				
96": 6 pigeonholes. 84": 5 pigeonholes. 72": 4 pigeonholes.				
Aluminum kickplate option: specify S at the accent option, M at the end of the code and add \$252. Ex.: M__NS-GC489743M.				
Packaged in 3 boxes.				

W x D x H (in)	W x D x H (mm)	Code	All Laminate (\$)	HPL Surfaces (\$)
<b>Rectangular desks, 36" D</b>				
<i>Recessed, full-height modesty panel. Can accommodate 1 or 2 pedestals. 2 grommets.</i>				
96 x 36 x 29 <sup>3</sup> / <sub>8</sub>	2400 x 900 x 744	M_NN_-GS3696S	1,550	1,851
84 x 36 x 29 <sup>3</sup> / <sub>8</sub>	2100 x 900 x 744	M_NN_-GS3684S	1,467	1,770
72 x 36 x 29 <sup>3</sup> / <sub>8</sub>	1800 x 900 x 744	M_NN_-GS3672S	1,399	1,686
Specify the surface type (1, 2). Edge N. Specify the accent color (A, S).				
96 x 36 x 29 <sup>3</sup> / <sub>8</sub>	2400 x 900 x 757	M_N_-GS3696S	1,700	2,037
84 x 36 x 29 <sup>3</sup> / <sub>8</sub>	2100 x 900 x 757	M_N_-GS3684S	1,619	1,944
72 x 36 x 29 <sup>3</sup> / <sub>8</sub>	1800 x 900 x 757	M_N_-GS3672S	1,550	1,851
Specify the surface type (5, 6). Specify the edge (N, 1, 2). Specify the accent color (A, S).				

W x D x H (in)	W x D x H (mm)	Code	All Laminate (\$)	HPL Surfaces (\$)
<b>Rectangular desks, 30" D</b>				
<i>Recessed, full-height modesty panel. Can accommodate 1 or 2 pedestals. 2 grommets.</i>				
72 x 30 x 29 <sup>3</sup> / <sub>8</sub>	1800 x 750 x 744	M_NN_-GS3072S	1,315	1,579
60 x 30 x 29 <sup>3</sup> / <sub>8</sub>	1500 x 750 x 744	M_NN_-GS3060S	1,249	1,491
48 x 30 x 29 <sup>3</sup> / <sub>8</sub>	1200 x 750 x 744	M_NN_-GS3048S	1,184	1,434
36 x 30 x 29 <sup>3</sup> / <sub>8</sub>	900 x 750 x 744	M_NN_-GS3036S	1,132	1,370
Specify the surface type (1, 2). Edge N. Specify the accent color (A, S). Specify leg panel choice at the end of the code (A, B, C).				
72 x 30 x 29 <sup>3</sup> / <sub>8</sub>	1800 x 750 x 757	M_N_-GS3072S	1,439	1,726
60 x 30 x 29 <sup>3</sup> / <sub>8</sub>	1500 x 750 x 757	M_N_-GS3060S	1,375	1,648
48 x 30 x 29 <sup>3</sup> / <sub>8</sub>	1200 x 750 x 757	M_N_-GS3048S	1,306	1,566
36 x 30 x 29 <sup>3</sup> / <sub>8</sub>	900 x 750 x 757	M_N_-GS3036S	1,249	1,491
Specify the surface type (5, 6). Specify the edge (N, 1, 2). Specify the accent color (A, S). Specify leg panel choice at the end of the code (A, B, C).				

## AVAILABLE LEG OPTIONS



(A) 2 full-width legs



(B) 1 full, 1 recessed



(C) 1 recessed, 1 full



(D) 2 recessed legs

W x D x H (in)	W x D x H (mm)	Code	All Laminate (\$)	HPL Surfaces (\$)
<b>Right extended corner desks</b>				
<i>Recessed, full-height modesty panel. Extended work surface can accommodate a 24" D (600 mm) return unit on left, and 1 or 2 pedestals underneath. 2 grommets.</i>				
96 x 48 x 29 <sup>3</sup> / <sub>8</sub>	2400 x 1200 x 744	M_NN_-GC4896	2,214	2,648
84 x 48 x 29 <sup>3</sup> / <sub>8</sub>	2100 x 1200 x 744	M_NN_-GC4884	2,110	2,530
72 x 48 x 29 <sup>3</sup> / <sub>8</sub>	1800 x 1200 x 744	M_NN_-GC4872	2,020	2,415
Specify the surface type (1, 2). Edge N. Specify the accent color (A, S). Specify leg panel choice at the end of the code (A, B).				
96 x 48 x 29 <sup>3</sup> / <sub>8</sub>	2400 x 1200 x 757	M_N_-GC4896	2,422	2,917
84 x 48 x 29 <sup>3</sup> / <sub>8</sub>	2100 x 1200 x 757	M_N_-GC4884	2,331	2,783
72 x 48 x 29 <sup>3</sup> / <sub>8</sub>	1800 x 1200 x 757	M_N_-GC4872	2,220	2,669
Specify the surface type (5, 6). Specify the edge (N, 1, 2). Specify the accent color (A, S). Specify leg panel choice at the end of the code (A, B).				
96" to 84": Packaged in 2 boxes.				
Aluminum kickplate option: specify S at the accent option, M before leg choice and add \$252. Ex.: M__NS-GC9648MA.				


W x D x H (in)	W x D x H (mm)	Code	All Laminate (\$)	HPL Surfaces (\$)
<b>Left extended corner desks</b>				
<i>Recessed, full-height modesty panel. Extended work surface can accommodate a 24" D (600 mm) return unit on right, and 1 or 2 pedestals underneath. Pedestal sold separately. 2 grommets.</i>				
96 x 48 x 29 <sup>3</sup> / <sub>8</sub>	2400 x 1200 x 744	M_NN_-GC9648	2,214	2,648
84 x 48 x 29 <sup>3</sup> / <sub>8</sub>	2100 x 1200 x 744	M_NN_-GC8448	2,110	2,530
72 x 48 x 29 <sup>3</sup> / <sub>8</sub>	1800 x 1200 x 744	M_NN_-GC7248	2,020	2,415
Specify the surface type (1, 2). Edge N. Specify the accent color (A, S). Specify leg panel choice at the end of the code (A, B).				
96 x 48 x 29 <sup>3</sup> / <sub>8</sub>	2400 x 1200 x 757	M_N_-GC9648	2,422	2,917
84 x 48 x 29 <sup>3</sup> / <sub>8</sub>	2100 x 1200 x 757	M_N_-GC8448	2,331	2,783
72 x 48 x 29 <sup>3</sup> / <sub>8</sub>	1800 x 1200 x 757	M_N_-GC7248	2,220	2,669
Specify the surface type (5, 6). Specify the edge (N, 1, 2). Specify the accent color (A, S). Specify leg panel choice at the end of the code (A, B).				
96" to 84": Packaged in 2 boxes.				
Aluminum kickplate option: specify S at the accent option, M before leg choice and add \$252. Ex.: M__NS-GC9648MA.				

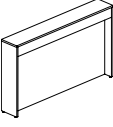
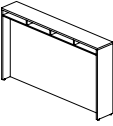
W x D x H (in)	W x D x H (mm)	Code	All Laminate (\$)	HPL Surfaces (\$)
<b>Curved desks, 90°</b>				
<i>Recessed, full-height curved modesty panel. 30" (750 mm) deep. Can accommodate 1 hanging pedestal MNN__-F or a modular 18" deep pedestal. 1 grommet.</i>				
54 x 54 x 29 <sup>3</sup> / <sub>8</sub>	1350 x 1350 x 744	M_NN_-GRD90	4,416	5,299
Specify the surface type (1, 2). Edge N. Specify the accent color (A, S). Specify leg panel choice at the end of the code (A, B, C).				
54 x 54 x 29 <sup>3</sup> / <sub>8</sub>	1350 x 1350 x 757	M_N_-GRD90	4,853	5,816
Specify the surface type (5, 6). Specify the edge (N, 1, 2). Specify the accent color (A, S). Specify leg panel choice at the end of the code (A, B, C).				

W x D x H (in)	W x D x H (mm)	Code	All Laminate (\$)	HPL Surfaces (\$)
<b>Curved desks, 60°</b>				
<i>Recessed, full-height curved modesty panel. 30" (750 mm) deep. Can accommodate 1 hanging pedestal MNN__-F or a modular 18" deep pedestal. Pedestal sold separately. 1 grommet.</i>				
42 x 47 x 29 <sup>3</sup> / <sub>8</sub>	1049 x 1168 x 744	M_NN_-GRD60	4,032	4,837
Specify the surface type (1, 2). Edge N. Specify the accent color (A, S). Specify leg panel choice at the end of the code (A, B, C).				
42 x 47 x 29 <sup>3</sup> / <sub>8</sub>	1049 x 1168 x 757	M_N_-GRD60	4,416	5,299
Specify the surface type (5, 6). Specify the edge (N, 1, 2). Specify the accent color (A, S). Specify leg panel choice at the end of the code (A, B, C).				

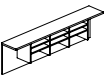




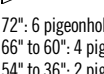
	W x D x H (in)	W x D x H (mm)	Code	All Laminate (\$)	HPL Surfaces (\$)
<b>ADA counters</b>	<i>Clearance of 30" (764 mm) under the countertop. Kneespace of 18 7/8" (480 mm). Half-height modesty panel.</i>				
	36 x 35 x 31	900 x 883 x 777	M_NNN-G303632	998	1,207
	36 x 29 x 31	900 x 733 x 777	M_NNN-G243632	948	1,140
	<b>Specify the surface type (1, 2). Edge N.</b>				
	36 x 35 x 32	900 x 883 x 802	M__NN-G303632	1,096	1,315
	36 x 29 x 32	900 x 733 x 802	M__NN-G243632	1,048	1,259
	<b>Specify the surface type (5, 6). Specify the edge (N, 1, 2).</b>				


	W x D x H (in)	W x D x H (mm)	Code	All Laminate (\$)	HPL Surfaces (\$)
<b>Modular countertops, 43" H</b>	<i>Recessed, full-height modesty panel. 4 pigeonholes. 1 wiring access allowing the passage of electrical cables for a lighting unit on the front of the modesty panel. Lighting sold separately (LGC-LED__). Can be used on all standard 72" (1800 mm) Lacasse desk. Can not be used with a table with metal legs.</i>				
	73 x 12 x 42 3/4	1857 x 300 x 1087	M_NNN-MC7343	1,830	2,195
	<b>Specify the surface type (1, 2). Edge N.</b>				
	74 x 12 x 43 5/16	1880 x 300 x 1100	M__NN-MC7443	2,020	2,415
	<b>Specify the surface type (5, 6). Specify the edge (N, 1, 2).</b>				

Aluminum kickplate option: change M\_\_N to: M\_\_M, add \$252.

	W x D x H (in)	W x D x H (mm)	Code	All Laminate (\$)	HPL Surfaces (\$)
<b>Modular countertops / shelves, 14" H</b>	<i>Removable shelves. 1 tone only.</i>				
	72 x 12 x 13 1/2	1800 x 300 x 344	M_NNN-MC7214DV	1,591	1,912
	66 x 12 x 13 1/2	1650 x 300 x 344	M_NNN-MC6614DV	1,510	1,819
	60 x 12 x 13 1/2	1500 x 300 x 344	M_NNN-MC6014DV	1,439	1,726
	54 x 12 x 13 1/2	1350 x 300 x 344	M_NNN-MC5414DV	1,375	1,648
	48 x 12 x 13 1/2	1200 x 300 x 344	M_NNN-MC4814DV	1,306	1,566
	42 x 12 x 13 1/2	1050 x 300 x 344	M_NNN-MC4214DV	1,241	1,483
	36 x 12 x 13 1/2	900 x 300 x 344	M_NNN-MC3614DV	1,172	1,426
	1" (25 mm) surfaces: Clearance of 12 1/2" (318 mm) under the countertop. <b>Specify the surface type (1, 2). Edge N.</b>				

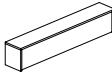
72": 6 pigeonholes.  
66" to 60": 4 pigeonholes.  
54" to 36": 2 pigeonholes.

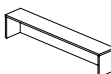
	W x D x H (in)	W x D x H (mm)	Code	All Laminate (\$)	HPL Surfaces (\$)
<b>Modular countertops / shelves, 14" H</b>	<i>Removable shelves. 1 tone only.</i>				
	72 x 12 x 13 1/2	1800 x 300 x 344	M__NN-MC7214DV	1,743	2,088
	66 x 12 x 13 1/2	1650 x 300 x 344	M__NN-MC6614DV	1,661	1,995
	60 x 12 x 13 1/2	1500 x 300 x 344	M__NN-MC6014DV	1,579	1,894
	54 x 12 x 13 1/2	1350 x 300 x 344	M__NN-MC5414DV	1,491	1,794
	48 x 12 x 13 1/2	1200 x 300 x 344	M__NN-MC4814DV	1,426	1,706
	42 x 12 x 13 1/2	1050 x 300 x 344	M__NN-MC4214DV	1,350	1,619
	36 x 12 x 13 1/2	900 x 300 x 344	M__NN-MC3614DV	1,281	1,550
	1 1/2" (38 mm) surfaces: Clearance of 12" (306 mm) under the countertop. <b>Specify the surface type (5, 6). Specify the edge (N, 1, 2).</b>				



	W x D x H (in)	W x D x H (mm)	Code	All Laminate (\$)	HPL Surfaces (\$)
<b>Modular countertops / shelves, 8" H</b>	<i>Removable shelves. 1 tone only.</i>				
	72 x 12 x 8 1/2	1800 x 300 x 214	M_NNN-MC7208DV	1,274	1,541
	66 x 12 x 8 1/2	1650 x 300 x 214	M_NNN-MC6608DV	1,216	1,451
	60 x 12 x 8 1/2	1500 x 300 x 214	M_NNN-MC6008DV	1,146	1,382
	54 x 12 x 8 1/2	1350 x 300 x 214	M_NNN-MC5408DV	1,096	1,315
	48 x 12 x 8 1/2	1200 x 300 x 214	M_NNN-MC4808DV	1,048	1,259
	42 x 12 x 8 1/2	1050 x 300 x 214	M_NNN-MC4208DV	989	1,184
	36 x 12 x 8 1/2	900 x 300 x 214	M_NNN-MC3608DV	938	1,132
	1" (25 mm) surfaces: Clearance of 7 3/8" (188 mm) under the countertop. <b>Specify the surface type (1, 2). Edge N.</b>				

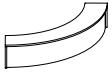

72": 3 pigeonholes.  
66" to 60": 2 pigeonholes.  
54" to 36": 1 pigeonhole.

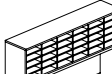
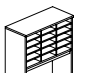
	W x D x H (in)	W x D x H (mm)	Code	All Laminate (\$)	HPL Surfaces (\$)
<b>Modular countertops / shelves, 8" H (con't)</b>	72 x 12 x 8 1/2	1800 x 300 x 214	M__NN-MC7208DV	1,399	1,686
	66 x 12 x 8 1/2	1650 x 300 x 214	M__NN-MC6608DV	1,333	1,600
	60 x 12 x 8 1/2	1500 x 300 x 214	M__NN-MC6008DV	1,268	1,510
	54 x 12 x 8 1/2	1350 x 300 x 214	M__NN-MC5408DV	1,207	1,439
	48 x 12 x 8 1/2	1200 x 300 x 214	M__NN-MC4808DV	1,146	1,382
	42 x 12 x 8 1/2	1050 x 300 x 214	M__NN-MC4208DV	1,089	1,306
	36 x 12 x 8 1/2	900 x 300 x 214	M__NN-MC3608DV	1,033	1,249
	1 1/2" (38 mm) surfaces: Clearance of 6 7/8" (176 mm) under the countertop. <b>Specify the surface type (5, 6). Specify the edge (N, 1, 2).</b>				

	W x D x H (in)	W x D x H (mm)	Code	All Laminate (\$)	HPL Surfaces (\$)
<b>Modular countertops, 14" H</b>	<i>Countertops for rectangular desks. Can accommodate a tackboard, refer to page 107.</i>				
	72 x 12 x 13 1/2	1800 x 300 x 344	M_NNN-MC7214	645	772
	60 x 12 x 13 1/2	1500 x 300 x 344	M_NNN-MC6014	614	747
	48 x 12 x 13 1/2	1200 x 300 x 344	M_NNN-MC4814	586	696
	36 x 12 x 13 1/2	900 x 300 x 344	M_NNN-MC3614	553	671
	1" (25 mm) surfaces: Clearance of 12 1/2" (318 mm) under the countertop. <b>Specify the surface type (1, 2). Edge N.</b>				

	W x D x H (in)	W x D x H (mm)	Code	All Laminate (\$)	HPL Surfaces (\$)
<b>Modular countertops, 14" H</b>	<i>Countertops for rectangular desks. Can accommodate a tackboard, refer to page 107.</i>				
	72 x 12 x 13 1/2	1800 x 300 x 344	M__NN-MC7214	704	856
	60 x 12 x 13 1/2	1500 x 300 x 344	M__NN-MC6014	671	804
	48 x 12 x 13 1/2	1200 x 300 x 344	M__NN-MC4814	645	772
	36 x 12 x 13 1/2	900 x 300 x 344	M__NN-MC3614	614	747
	1 1/2" (38 mm) surfaces: Clearance of 12" (306 mm) under the countertop. <b>Specify the surface type (5, 6). Specify the edge (N, 1, 2).</b>				

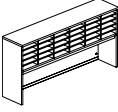

	W x D x H (in)	W x D x H (mm)	Code	All Laminate (\$)	HPL Surfaces (\$)
<b>Curved modular countertops, 90°</b>	<i>For 90° curved desks.</i>				
	54 x 54 x 13 1/2	1350 x 1350 x 344	M_NNN-MCRD90	3,136	3,744
	1" (25 mm) surfaces: Clearance of 12 1/2" (318 mm) under the countertop. <b>Specify the surface type (1, 2). Edge N.</b>				
	54 x 54 x 13 1/2	1350 x 1350 x 344	M__NN-MCRD90	3,478	4,164
	Surfaces 1 1/2" (38 mm): Clearance of 12" (306 mm) under the countertop. <b>Specify the surface type (5, 6). Specify the edge (N, 1, 2).</b>				

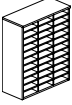
	W x D x H (in)	W x D x H (mm)	Code	All Laminate (\$)	HPL Surfaces (\$)
<b>Curved modular countertops, 60°</b>	<i>For 60° curved desks.</i>				
	42 x 47 x 13 1/2	1049 x 1168 x 344	M_NNN-MCRD60	2,984	3,578
	1" (25 mm) surfaces: Clearance of 12 1/2" (318 mm) under the countertop. <b>Specify the surface type (1, 2). Edge N.</b>				
	42 x 47 x 13 1/2	1049 x 1168 x 344	M__NN-MCRD60	3,311	3,973
	1 1/2" (38 mm) surfaces: Clearance of 12" (306 mm) under the countertop. <b>Specify the surface type (5, 6). Specify the edge (N, 1, 2).</b>				


	W x D x H (in)	W x D x H (mm)	Code	All Laminate (\$)	HPL Surfaces (\$)
<b>Hutches with pigeonholes, 44" H</b>	<i>Clearance: 20 1/2". Removable shelves. Grommet. Full-width wire access. Can accommodate a tackboard, refer to page 107.</i>				
	72 x 16 x 44	1800 x 400 x 1099	M1NN_EDV7244	2,942	-
	36 x 16 x 44	900 x 400 x 1099	M1NN_EDV3644	2,214	-
	<b>Edge N. Specify the accent color (A, S). To be used with 1" surfaces.</b>				
	72 x 16 x 44	1800 x 400 x 1099	M5_N_EDV7244	3,243	-
	36 x 16 x 44	900 x 400 x 1099	M5_N_EDV3644	2,438	-
	<b>Specify the edge (N, 1, 2). Specify the accent color (A, S). To be used with 1 1/2" surfaces.</b>				

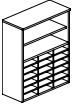
72": 30 pigeonholes.  
36": 15 pigeonholes.





	W x D x H (in)	W x D x H (mm)	Code	All Laminate (\$)	HPL Surfaces (\$)
<b>Hutches with pigeonholes, 36" H</b>	<i>Clearance 17" (432 mm). Removable shelves. Grommet. Full-width wire access. Can accommodate a tackboard, refer to page 107.</i>				
	72 x 16 x 36	1800 x 400 x 900	M1NN_-EDV7236	2,757	–
	36 x 16 x 36	900 x 400 x 900	M1NN_-EDV3636	2,028	–
	<b>Edge N. Specify the accent color (A, S). To be used with 1" surfaces.</b>				
	72 x 16 x 36	1800 x 400 x 900	M5_N_-EDV7236	3,061	–
	36 x 16 x 36	900 x 400 x 900	M5_N_-EDV3636	2,254	–
	<b>Specify the edge (N, 1, 2). Specify the accent color (A, S). To be used with 1½" surfaces.</b>				

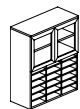
<b>Vertical pigeonholes, 44" H</b>	<i>33 pigeonholes with removable shelves.</i>				
	36 x 16 x 44	900 x 400 x 1099	M1NNN-DV3644	2,559	–
	<b>Edge N. To be used with 1" surfaces.</b>				
	36 x 16 x 44	900 x 400 x 1099	M5_NN-DV3644	2,814	–
	<b>Specify the edge (N, 1, 2). To be used with 1½" surfaces.</b>				

<b>Vertical pigeonholes, 36" H</b>	<i>24 pigeonholes with removable shelves.</i>				
	36 x 16 x 36	900 x 400 x 900	M1NNN-DV3636	2,415	–
	<b>Edge N. To be used with 1" surfaces.</b>				
	36 x 16 x 36	900 x 400 x 900	M5_NN-DV3636	2,680	–
	<b>Specify the edge (N, 1, 2). To be used with 1½" surfaces.</b>				


<b>Open bookcase hutches with pigeonholes, 44" H</b>	<i>1 adjustable shelf. 18 pigeonholes with removable shelves.</i>				
	36 x 16 x 44	900 x 400 x 1099	M1NNN-EBDV3644	2,214	–
	<b>Edge N. To be used with 1" surfaces.</b>				
	36 x 16 x 44	900 x 400 x 1099	M5_NN-EBDV3644	2,422	–
	<b>Specify the edge (N, 1, 2). To be used with 1½" surfaces.</b>				

<b>Open bookcase hutches with pigeonholes, 36" H</b>	<i>12 pigeonholes with removable shelves.</i>				
	36 x 16 x 36	900 x 400 x 900	M1NNN-EBDV3636	2,068	–
	<b>Edge N. To be used with 1" surfaces.</b>				
	36 x 16 x 36	900 x 400 x 900	M5_NN-EBDV3636	2,287	–
	<b>Specify the edge (N, 1, 2). To be used with 1½" surfaces.</b>				

<b>Bookcase hutches with doors and pigeonholes, 44" H</b>	<i>1 adjustable shelf. 18 pigeonholes with removable shelves.</i>				
	36 x 16 x 44	900 x 400 x 1099	M1NNN-EBDV3644P	2,591	–
	<b>Edge N. To be used with 1" surfaces.</b>				
	36 x 16 x 44	900 x 400 x 1099	M5_NN-EBDV3644P	2,849	–
	<b>Specify the edge (N, 1, 2). To be used with 1½" surfaces.</b>				

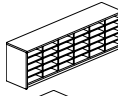




Door insert options, change P Laminate for:  
T Translucent, add \$418; X Matrix, add \$753

<b>Bookcase hutches with doors and pigeonholes, 36" H</b>	<i>12 pigeonholes with removable shelves.</i>				
	36 x 16 x 36	900 x 400 x 900	M1NNN-EBDV3636P	2,456	–
	<b>Edge N. To be used with 1" surfaces.</b>				
	36 x 16 x 36	900 x 400 x 900	M5_NN-EBDV3636P	2,719	–
	<b>Specify the edge (N, 1, 2). To be used with 1½" surfaces.</b>				




Door insert options, change P Laminate for:  
T Translucent, add \$418; X Matrix, add \$753

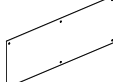
	W x D x H (in)	W x D x H (mm)	Code	All Laminate (\$)	HPL Surfaces (\$)
<b>Wall-mounted hutches with pigeonholes</b>	<i>Removable shelves. Can accommodate a tackboard, refer to page 107.</i>				
	72 x 16 x 22½	1800 x 400 x 567	M1NNN-EMDV7222	3,175	–
	36 x 16 x 22½	900 x 400 x 567	M1NNN-EMDV3622	2,591	–
	<b>Edge N.</b>				
	72 x 16 x 22½	1800 x 400 x 567	M5_NN-EMDV7222	3,493	–
	36 x 16 x 22½	900 x 400 x 567	M5_NN-EMDV3622	2,825	–
	<b>Specify the edge (N, 1, 2).</b>				
	72": 30 pigeonholes. 36": 15 pigeonholes.				

<b>Lateral file units with pigeonholes</b>	<i>1 file drawer with suspension bar. Lock. 9 pigeonholes with removable shelves.</i>				
	36 x 24 x 29¾	900 x 600 x 757	M_N_-_-2436DVLV	2,298	2,757
	36 x 20 x 29¾	900 x 500 x 757	M_N_-_-2036DVLV	2,190	2,624
	<b>Specify the surface type (1, 2). Edge N. Specify handle code (A, C, K, W, Z). Specify the accent color (A, S).</b>				

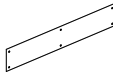
	36 x 24 x 29¾	900 x 600 x 744	M_-_-_-2436DVLV	2,530	3,043
	36 x 20 x 29¾	900 x 500 x 744	M_-_-_-2036DVLV	2,407	2,891

**Specify the surface type (5, 6). Specify the edge (N, 1, 2). Specify handle code (A, C, K, W, Z). Specify the accent color (A, S).**

<b>Modular pedestal with pigeonholes</b>	<i>3 pigeonholes with removable shelves. 1 file drawer with suspension bar. Lock. Must be installed under a work surface. 1 tone only.</i>				
	15 x 18 x 28	388 x 466 x 721	MNN_-_-P1518DVFL	1,274	–
	<b>Specify handle code (A, C, K, W, Z). Specify the accent color (A, S).</b>				

<b>Front screens, 27" H</b>	<i>Translucent acrylic screen with silver metal supports. For 43" H reception desks.</i>				
	81 x ¼ x 27½/16	2047 x 6 x 694	MNNNN-SC8127T	1,192	–
	69 x ¼ x 27½/16	1747 x 6 x 694	MNNNN-SC6927T	1,083	–
	57 x ¼ x 27½/16	1447 x 6 x 694	MNNNN-SC5727T	905	–

Screen option, change  
T Translucent to: X Matrix, add \$503.

<b>Front screens, 14" H</b>	<i>Translucent acrylic screen with silver metal supports. For 29" H reception desks.</i>				
	81 x ¼ x 13 ¾/4	2047 x 6 x 350	MNNNN-SC8114T	614	–
	69 x ¼ x 13 ¾/4	1747 x 6 x 350	MNNNN-SC6914T	567	–
	57 x ¼ x 13 ¾/4	1447 x 6 x 350	MNNNN-SC5714T	476	–

Screen option, change  
T Translucent to: X Matrix, add \$336.

<b>Tackboard</b>	<i>Mounts to 43" H reception desks. The price shown is applicable for United Chair® Grade 1 fabrics. For other grades add: Grade 2: 10%, Grade 3: 15%, Grade 4: 20%, Grade 5: 25%. Specify the fabric code after the product code.</i>				
	48 x ½ x 8 ¼/4	1200 x 13 x 210	MNNNN-TK4809	629	–

All United Chair® standard fabrics (except vinyls and leathers) are available.

**Specify the fabric code after the product code.**

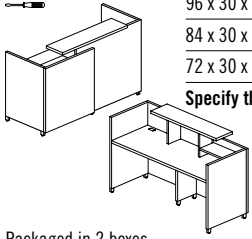
# RECEPTION FURNITURE – QUAD



## CODIFICATION

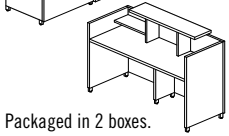
Series	Options	
	Thickness	Accent color
Q	5 Thermofused laminate 1½" top	A Anthracite Grey
	6 High-pressure laminate 1½" top	S Silver
	N N/A	N N/A

	W x D x H (in)	W x D x H (mm)	Code	All Laminate (\$)	HPL Surfaces (\$)
<b>Left reception desks with transaction shelf, 43" H</b>	<i>Full-height modesty panel with 1½" thick juxtaposed panel and 1" thick straight panel. 2 grommets. Clearance of 12¼" (311 mm) under the transaction shelf. Can accommodate 1 QNN_-P1518UFL or QNN_-P1518FFL modular pedestal.</i>				
	96 x 30 x 43½/16	2400 x 750 x 1100	Q_N_-GS3096S	3,543	4,265
	84 x 30 x 43½/16	2100 x 750 x 1100	Q_N_-GS3084S	3,378	4,050
	72 x 30 x 43½/16	1800 x 750 x 1100	Q_N_-GS3072S	3,203	3,845
<b>Specify the surface type (5, 6). Specify the accent color (A, S).</b>					



Packaged in 2 boxes.

	W x D x H (in)	W x D x H (mm)	Code	All Laminate (\$)	HPL Surfaces (\$)
<b>Right reception desks with transaction shelf, 43" H</b>	<i>Full-height modesty panel with 1½" thick juxtaposed panel and 1" thick straight panel. 2 grommets. Clearance of 12¼" (311 mm) under the transaction shelf. Can accommodate 1 QNN_-P1518UFL or QNN_-P1518FFL modular pedestal.</i>				
	96 x 30 x 43½/16	2400 x 750 x 1100	Q_N_-S3096GS	3,543	4,265
	84 x 30 x 43½/16	2100 x 750 x 1100	Q_N_-S3084GS	3,378	4,050
	72 x 30 x 43½/16	1800 x 750 x 1100	Q_N_-S3072GS	3,203	3,845
<b>Specify the surface type (5, 6). Specify the accent color (A, S).</b>					

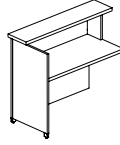


Packaged in 2 boxes.

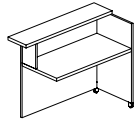
	W x D x H (in)	W x D x H (mm)	Code	All Laminate (\$)	HPL Surfaces (\$)
<b>Front screens, 32" H</b>	<i>Translucent acrylic screen with silver metal supports. For 43" H reception desks.</i>				
	40 x ¼ x 31½/2	1000 x 6 x 800	QNNN-SC4032T	766	—
	34 x ¼ x 31½/2	850 x 6 x 800	QNNN-SC3432T	642	—
	28 x ¼ x 31½/2	700 x 6 x 800	QNNN-SC2832T	513	—



	W x D x H (in)	W x D x H (mm)	Code	All Laminate (\$)	HPL Surfaces (\$)
<b>Return-shells with transaction shelf – left</b>	<i>Full-height modesty panel. Clearance of 12¼" (311 mm) under the transaction shelf. Can accommodate a pedestal.</i>				
	48 x 24 x 43½/16	1200 x 600 x 1100	Q_N_-GS244843R	1,635	1,957
	42 x 24 x 43½/16	1050 x 600 x 1100	Q_N_-GS244243R	1,550	1,857
<b>Specify the surface type (5, 6). Specify the accent color (A, S).</b>					



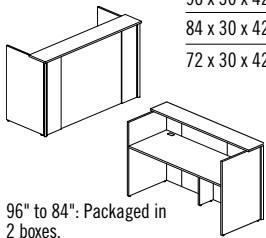
	W x D x H (in)	W x D x H (mm)	Code	All Laminate (\$)	HPL Surfaces (\$)
<b>Return-shells with transaction shelf – right</b>	<i>Full-height modesty panel. Clearance of 12¼" (311 mm) under the transaction shelf. Can accommodate a pedestal.</i>				
	48 x 24 x 43½/16	1200 x 600 x 1100	Q_N_-GR244843S	1,635	1,957
	42 x 24 x 43½/16	1050 x 600 x 1100	Q_N_-GR244243S	1,550	1,857
<b>Specify the surface type (5, 6). Specify the accent color (A, S).</b>					



# RECEPTION FURNITURE – CONCEPT 3

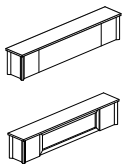


	W x D x H (in)	W x D x H (mm)	Code	All Laminate (\$)	HPL Surfaces (\$)
<b>Reception desks with transaction shelf, 43" H</b>	<i>Full-height modesty panel. 2 grommets. Clearance of 12½" (318 mm) under the transaction shelf. Can accommodate 1 C3-UF18, C3-UF24 or C3-FF24 pedestal.</i>				
	96 x 30 x 42½/2	2400 x 750 x 1079	C3-GS3096S	2,757	—
	84 x 30 x 42½/2	2100 x 750 x 1079	C3-GS3084S	2,624	—
	72 x 30 x 42½/2	1800 x 750 x 1079	C3-GS3072S	2,497	—

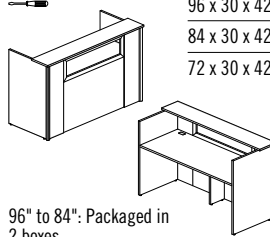


96" to 84": Packaged in 2 boxes.

	W x D x H (in)	W x D x H (mm)	Code	All Laminate (\$)	HPL Surfaces (\$)
<b>Modular countertops, 14" H</b>	<i>Can be used on all standard 72" (1800 mm) Lacasse desks. Clearance of 12½" (318 mm) under the countertop.</i>				
	72 x 12 x 13½/2	1800 x 300 x 344	C3-MC7214	1,648	—
	66 x 12 x 13½/2	1650 x 300 x 344	C3-MC6614	1,566	—
Translucent insert with aluminum frame option, specify at the end of the code: T Translucent, add \$334.					

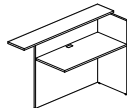


	W x D x H (in)	W x D x H (mm)	Code	All Laminate (\$)	HPL Surfaces (\$)
<b>Translucent front reception desks with transaction shelf, 43" H</b>	<i>Full-height modesty panel includes translucent insert with aluminum frame. 2 grommets. Clearance of 12½" (318 mm) under the transaction shelf. Can accommodate 1 C3-UF18, C3-UF24 or C3-FF24 pedestal.</i>				
	96 x 30 x 42½/2	2400 x 750 x 1079	C3-GS3096ST	3,151	—
	84 x 30 x 42½/2	2100 x 750 x 1079	C3-GS3084ST	3,016	—
	72 x 30 x 42½/2	1800 x 750 x 1079	C3-GS3072ST	2,877	—



96" to 84": Packaged in 2 boxes.

	W x D x H (in)	W x D x H (mm)	Code	All Laminate (\$)	HPL Surfaces (\$)
<b>Return shells</b>	<i>Reversible. 1 grommet. Can accommodate a hanging pedestal C3-UF18.</i>				
	48 x 24 x 42½/2	1200 x 600 x 1079	C3-GR2448S	1,476	—
	42 x 24 x 42½/2	1050 x 600 x 1079	C3-GR2442S	1,399	—



	W x D x H (in)	W x D x H (mm)	Code	All Laminate (\$)	HPL Surfaces (\$)
<b>Hanging combination pedestal</b>	<i>2 box drawers, 1 file drawer with suspension bar. Pencil tray. Lock. Must be installed under a work surface. 1 tone only.</i>				
	15 x 18 x 26	388 x 448 x 628	C3-UF18	1,207	—



= ASSEMBLY REQUIRED

= NOT PART OF THE QUICKSHIP PROGRAM