



Get Your Bespoke Office Design Today

We'll Get You The Right Office Furniture

Call Now (856)-368-9085

Call Now To Order (856) 368-9085

50% OFF Sale On Now

Nationwide Delivery and Installation

Office Doctor Discount Office Furniture

www.OfficeDr.com 856-368-9085

Groupe Lacasse Half Price Sale On Now


Take Half Off the List Prices in this PDF

Call 856-368-9085 Now

Free Layout & Design Service

Stad Series





STAD > Price Book > USA > February 2025



OFFICE
FURNITURE
SOLUTIONS

TABLE OF CONTENTS

SPECIFICATIONS	3	STAD PRICE LIST	23
STAD OFFICE FURNITURE SYSTEM.....	3	WORK SURFACES FOR PLATFORMS.....	23
MODULARITY - DIMENSIONS.....	4	DOUBLE WORK SURFACES FOR PLATFORMS.....	25
CHARACTERISTICS OF THE STAD COLLECTION.....	4	RETURN-SURFACES FOR PLATFORMS.....	26
WORK SURFACES.....	5	SURFACES FOR FREESTANDING TABLES.....	27
BRIDGE-RETURNS, SURFACE-RETURNS, EXECUTIVE RETURNS.....	6	LEG KITS FOR WORK SURFACES.....	28
SURFACES FOR FREESTANDING TABLES AND OCCASIONAL TABLES.....	6	SURFACES FOR OCCASIONAL TABLES.....	28
LEG KITS.....	6	LEG KITS FOR OCCASIONAL TABLE SURFACES.....	29
ELECTRIC HEIGHT ADJUSTABLE TABLES.....	7-8	FREESTANDING HEIGHT ADJUSTABLE TABLES.....	29
FREESTANDING HIGH TABLES.....	8	HEIGHT ADJUSTABLE TABLES FOR PLATFORMS.....	29
PLATFORMS.....	9	FREESTANDING CAFÉ HEIGHT TABLES.....	30
STORAGE MODULES.....	9	JUNCTIONS FOR 2 TO 4 CABINETS.....	31
JUNCTIONS.....	10	JUNCTIONS FOR 1 CABINET.....	33
MULTIMEDIA FURNITURE.....	10	PLATFORMS.....	34
SCREENS.....	11	SHARED STORAGE MODULES.....	35
SEATS AND COUNTERS.....	11	INDIVIDUAL STORAGE MODULES.....	35
ACCESSORIES.....	12	MOBILE PEDESTALS.....	37
WIRE MANAGEMENT.....	13	CUSHIONS.....	37
ELECTRIFICATION.....	13	CREENZA MODULES.....	37
SPECIFICATION RULES.....	14-18	LOCKER AND WARDROBE MODULES.....	38
COMPATIBILITY TABLE OF MODESTY PANELS AND PRIVACY SCREENS.....	19-20	MULTIMEDIA FURNITURE.....	38
CODIFICATION EXAMPLES.....	21	ACCESSORIES.....	39
SPECIFICATION OF OPTIONS AND FINISHES.....	22	SCREENS AND MODESTY PANELS FOR WORK SURFACES.....	39
		SEATS AND COUNTERS.....	40
		ELECTRIFICATION AND WIRE MANAGEMENT SYSTEM.....	41
		SUGGESTIONS	42-47
		TECHNICAL PERFORMANCES	48
		CONVERSION TABLE	48

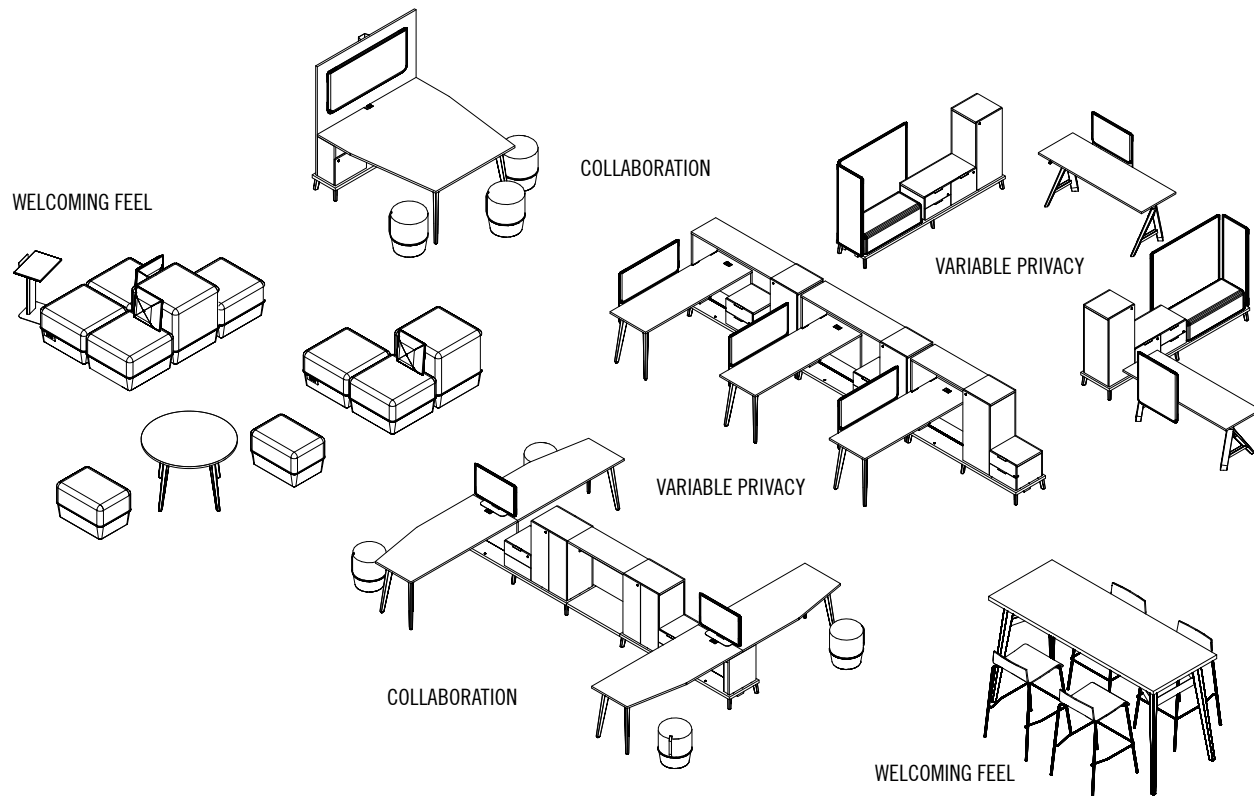
SPECIFICATIONS

STAD OFFICE FURNITURE SYSTEM

STAD is an office furniture system that features a raised platform supporting work surfaces, storage modules, screens and raceways. Easy to specify, this collection can be continuously organized due to the angles of its collaborative surfaces and uneven seats. It seamlessly combines textures due to various materials offered (laminate, metal, wood, fabric, etc.).

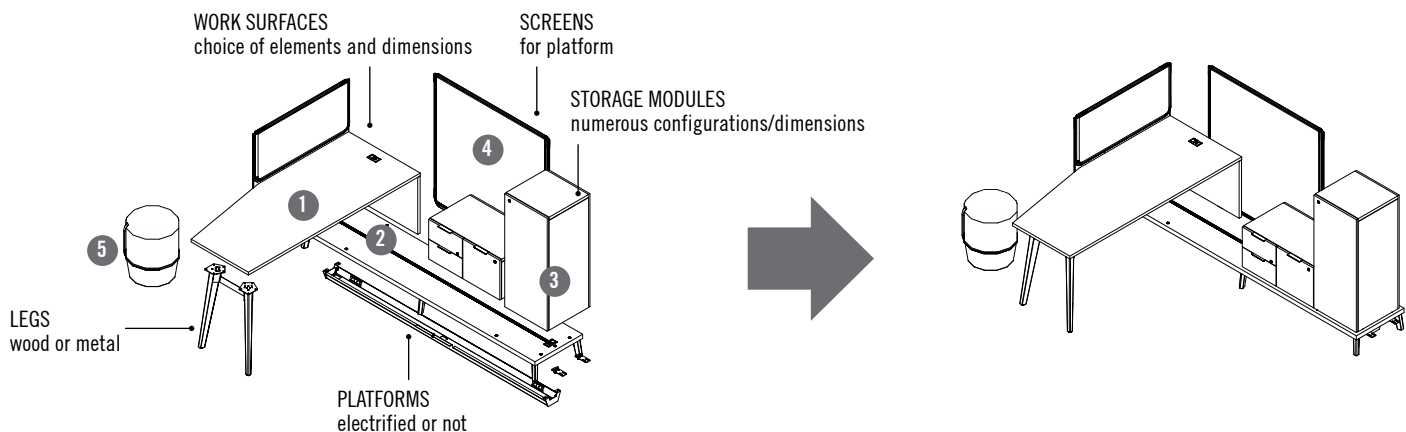
STAD offers solutions based on collaboration, a welcoming feel and variable privacy at the office.

The name STAD means "city" in Dutch and just like in a city, an office space consists of a balance between mixed or distinct work spaces, rest areas, etc.).



How to specify a STAD workstation:

- 1- Choose a work surface and a set of legs (rectangular, collaborative, etc.).
- 2- Choose a platform dimension: 50", 62", 74" or 98" (1250, 1550, 1850 or 2450 mm) and the electrical components (raceways, cables, etc.).
- 3- Choose storage modules according to the needs and to the space available on the platform.
- 4- Add surface screens and/or a screen for a platform.
- 5- Complete the workstation with a chair from United Chair® and a pouf to welcome a visitor.

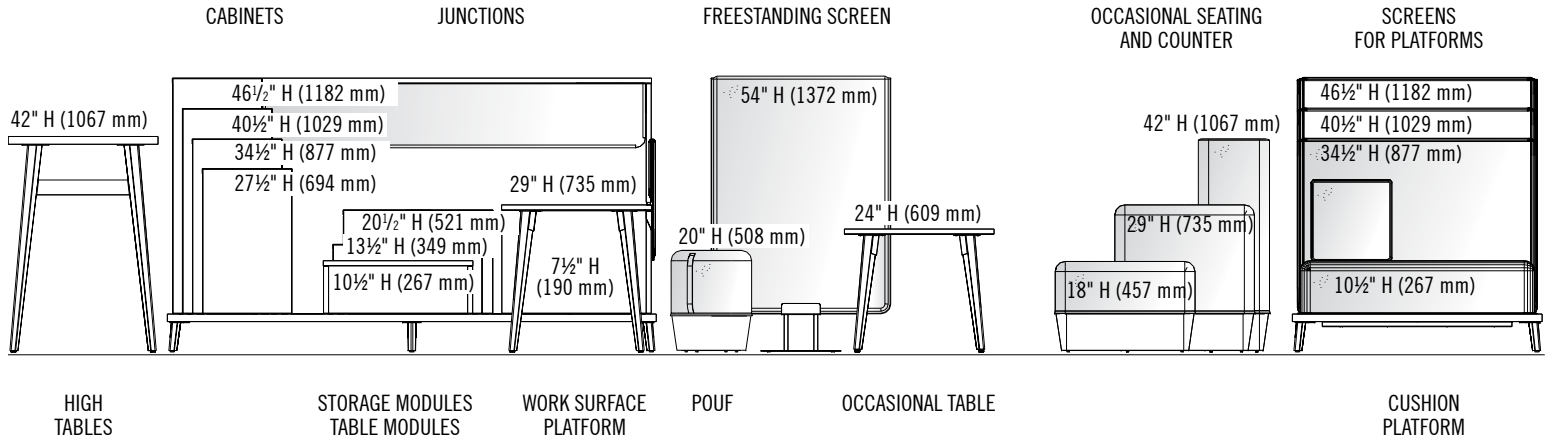


SPECIFICATIONS

MODULARITY - DIMENSIONS

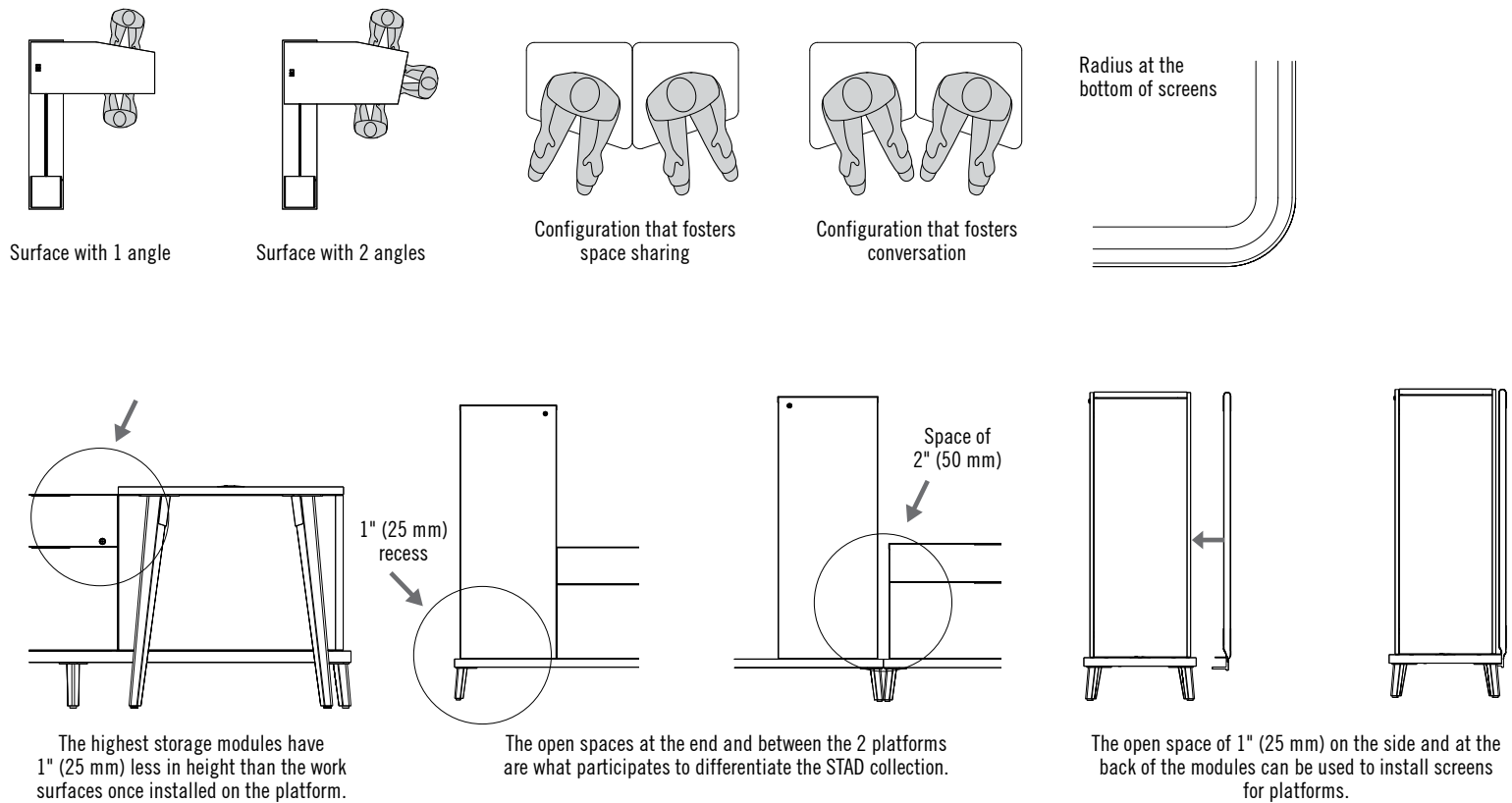
The different STAD components can be aligned at various heights and create visual coherence in the workstations due to their versatility.

Here is an overview of the main heights:



CHARACTERISTICS OF THE STAD COLLECTION

The angles of collaborative surfaces and seats offer better ergonomics and foster interaction among users.



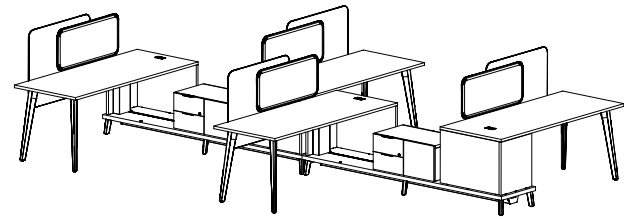
WORK SURFACES

The work surfaces are available in various shapes and sizes and are installed at the end of a platform. With such positioning, the installation of an electric system is possible and wire management to raceways under the platform is easier.

- Top 1" (25 mm) or 1½" (38 mm) thick.
- Choice of thermofused laminate or high-pressure laminate.
- 1 rectangular grommet at the end, silver finish.

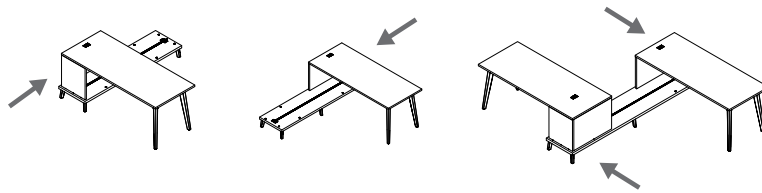
Available with a thermofused module or a technology module installed on the platform and a choice of wood or metal legs of 28" H (711 mm).

* Leg kits must be ordered separately.



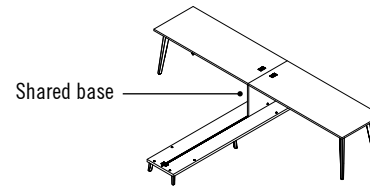
Single work surfaces

The single work surfaces are installed on the left or right side of a platform or can be placed on both sides.



Double work surfaces

The double work surfaces share the same platform with a shared T-shaped base.



Laminate or technology module

The laminate module and the technology module are installed at the end of the platforms. The platforms have metallic inserts to accommodate them. Metal-to-metal connections guarantee the solidity of the installation. The modules can each accommodate a shelf for a laptop (DNNNN-TABLAP) or a set of electric outlets (DNNNS-4DUPC_).

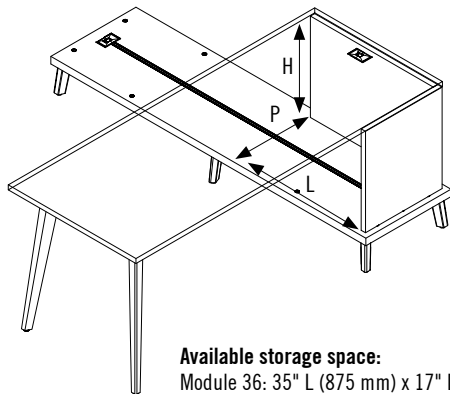
LAMINATE MODULE

- L-shaped configuration, reversible for single rectangular surfaces or T-shaped configuration for double surfaces.
- Panels 1" (25 mm) thick.
- Spacers of 1/8" (3 mm) at the top and bottom.

TECHNOLOGY MODULE

- Panels 1" (25 mm) thick.
- Door 5/8" (16 mm) thick with a smooth edgebanding.
- Spacers of 1/8" (3 mm) at the top and bottom.

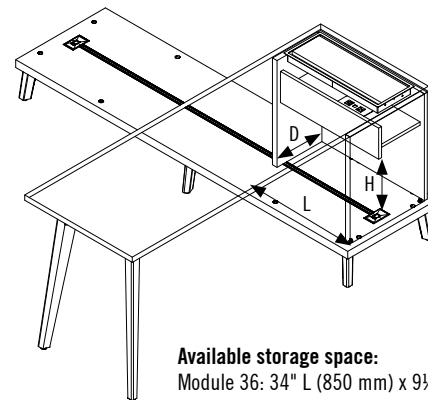
LAMINATE MODULE



Available storage space:

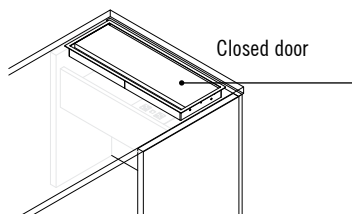
- Module 36: 35" L (875 mm) x 17" D (425 mm) x 20½" H (520 mm)
- Module 30: 29" L (725 mm) x 17" D (425 mm) x 20½" H (520 mm)
- Module 24: 23" L (575 mm) x 17" D (425 mm) x 20½" H (520 mm)

TECHNOLOGY MODULE



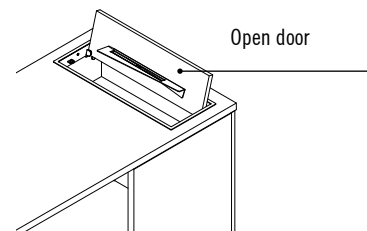
Available storage space:

- Module 36: 34" L (850 mm) x 9½" D (241 mm) x 12" H (520 mm)
- Module 30: 28" L (700 mm) x 9½" D (241 mm) x 12" H (520 mm)
- Module 24: 22" L (550 mm) x 9½" D (241 mm) x 12" H (520 mm)



Closed door

Pivoting door gives access to an electric/communication module. The module contains 2 electric outlets and 2 USB outlets.



Open door

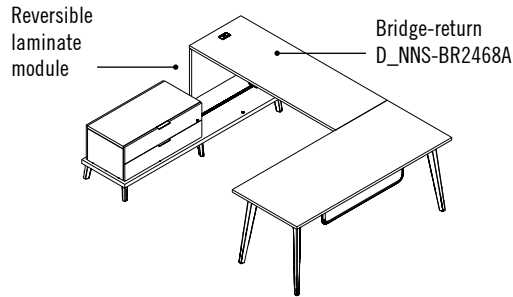
Ledge accommodates small personal electronic devices (tablet, phone, etc.).

SPECIFICATIONS

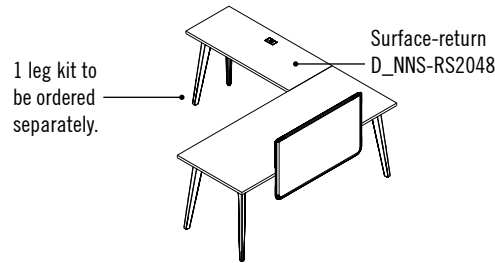
BRIDGE-RETURNS, SURFACE-RETURNS, EXECUTIVE RETURNS

- Top 1" (25 mm) or 1½" (38 mm) thick.
- Thermofused laminate or high-pressure laminate.
- 1 rectangular grommet at the end, silver finish.

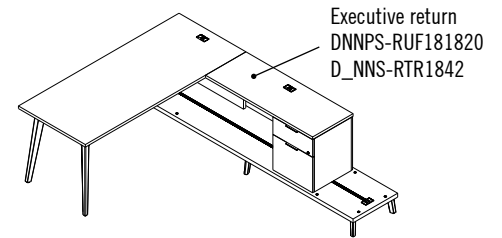
Layout examples:



Bridge-returns are installed at the end of a platform.



Surface-returns are installed on a freestanding table.



Executive returns are installed to a surface and a platform.

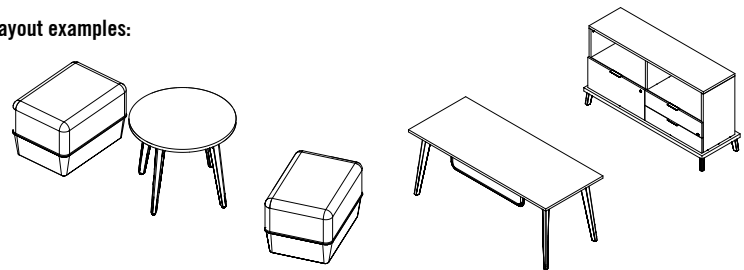
SURFACES FOR FREESTANDING TABLES AND OCCASIONAL TABLES

Surfaces for freestanding tables can be used as part of a workstation or as a table for meetings. The tops for occasional tables can complete a collaborative layout with 18" H (457 mm) seatings.

* Leg kits must be ordered separately.

- Various shapes and dimensions.
- Top 1" (25 mm) or 1½" (38 mm) thick with a smooth edgebanding.
- Choice of thermofused laminate or high-pressure laminate.

Layout examples:



LEG KITS

Legs are installed under work surfaces and tops with metal-to-metal connections. In the price book, the various models valid for each type of surfaces are indicated.

STAD leg - Wood

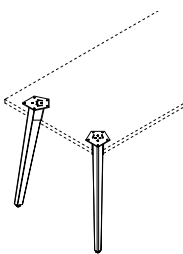
28" H (711 mm) or 23" H (585 mm).

- Solid cherrywood angled leg.
- 2 wood color choices: Wild Cherry (W20) or Terra Cherry (W21).

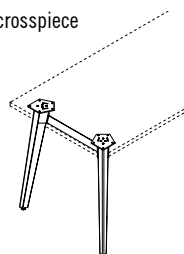
The natural beauty of wood translates into variations of wood grain and markings that make each leg a unique piece.

- Steel connector with choice of 3 finishes: Black (K), Silver (S) or White (W).
- Available with steel connector and crosspiece (non structural) for 28" H (711 mm) legs only.
- Levelers with height adjustment of 1½" H (38 mm).

Connectors




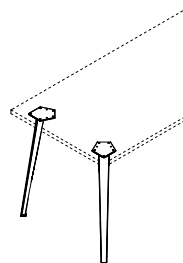
Connectors with crosspiece



STAD leg - Metal

28" H (711 mm) or 23" H (585 mm).

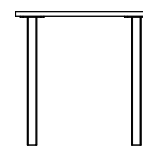
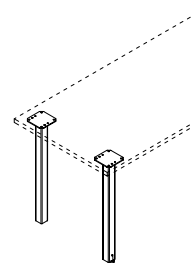
- Angled leg in die cast aluminum.
- Choice of 3 finishes: Black (K), Silver (S) or White (W).
- Levelers with height adjustment of 1½" H (38 mm).



Square leg - Metal

28" H (711 mm) only.

- Square steel tube leg 2" x 2" (51 x 51 mm).
- Choice of 1 finish: Silver (S).
- Levelers with height adjustment of 1½" H (38 mm).



ELECTRIC HEIGHT ADJUSTABLE TABLES

Electric height adjustable tables are very easy to use. They encourage active work (sitting/standing) and can be adjusted for users with different heights sharing the same workstation. Various base styles are offered.

Electric height adjustment

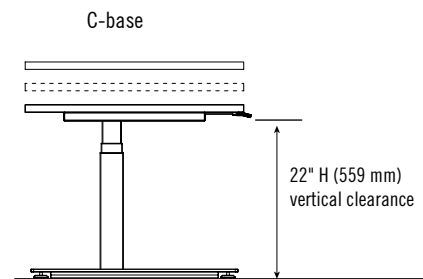
- Control keypad is installed beneath the work surface.
- Operating speed: 1¼" (32 mm) height adjustment per second.
- Sound level: 48 dB.
- Lift capacity of 2 columns: 264 lbs (120 kg)
- Lift capacity of 3 columns: 330 lbs (150 kg).
- Recommended functional load capacity: 125 lbs (56 kg).
- Failure to respect the loads can cause the table/desk to malfunction.
- 120" L (3048 mm) cable with plug for wall outlet.
- Meets CSA and UL standards.



Digital control keypad with memory

Different base styles:

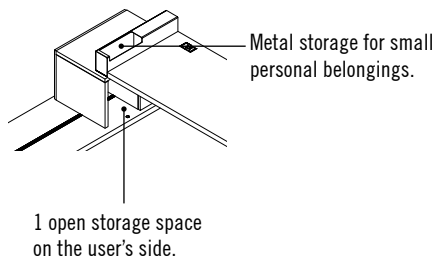
	Integrated base (metal/laminate)	C-base (metal)
TOP 1" (25 mm)		
Lowest position	24" (607 mm)	24" (607 mm)
Highest position	49½" (1257 mm)	49½" (1257 mm)
TOP 1½" (38 mm)		
Lowest position	24½" (620 mm)	24½" (620 mm)
Highest position	50" (1270 mm)	50" (1270 mm)



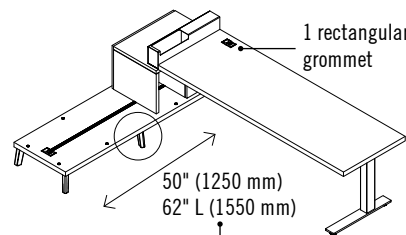
Electric height adjustable tables - integrated base

Electric height adjustable tables with integrated base are installed on the left or right side of a platform. They have a metal C-base and a laminate base that conceal the second column of the height setting mechanism of the side of the platform.

- Lengths with base of 70" to 88" (1757 to 2207 mm), by increments of 6" (150 mm), - single-sided surfaces.
- Lengths with base of 123" to 159" (3064 to 3964 mm), - double-sided surfaces
- Depths of 24" and 30" (600 and 750 mm).
- Top 1" (25 mm) or 1½" (38 mm) thick with a smooth edgebanding.
- Choice of thermofused laminate or high-pressure laminate.

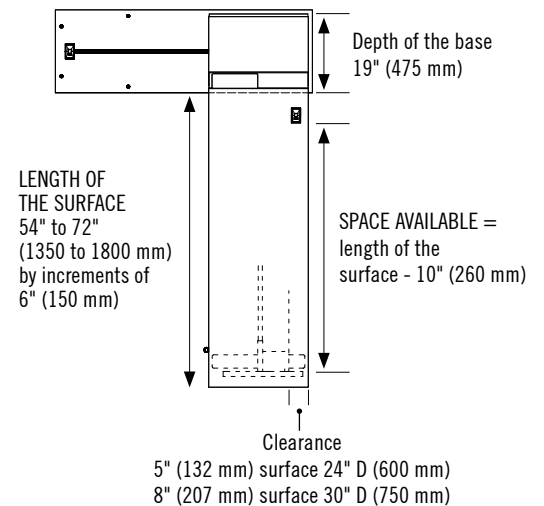


SINGLE-SIDED SURFACE



If installed on a 50" (1250 mm) or 62" (1550 mm) large platform: a leg kit must be ordered separately.

Measure space available at the front of the surface



ELECTRIC HEIGHT ADJUSTABLE TABLES (cont'd)

Electric height adjustable tables - freestanding

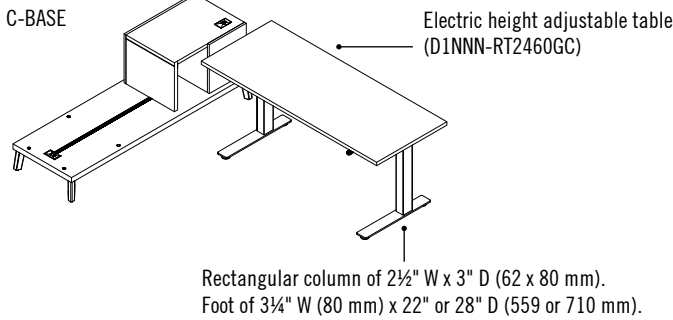
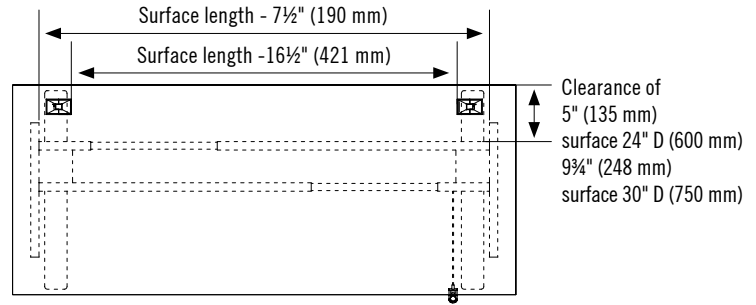
The freestanding tables with electric height adjustment are available with different base types and to connect them to the platform system, a storage module is available.

- Lengths of 54" to 72" (1350 to 1800 mm), in increments of 6" (150 mm).
- Depths of 24" and 30" (600 and 750 mm).
- Top 1" (25 mm) or 1½" (38 mm) thick.
- Choice of thermofused laminate or high-pressure laminate.
- Option of 2 rectangular grommets at the end, silver finish.
- Choice of 3 metal finishes: Black (K), Silver (S) or White (W).
- Levelers with height adjustment of ¾" (20 mm).

OPEN STORAGE MODULES - 13½" H (349 mm)

- 1 electric height adjustable table can be connected to the electric system of the platform.
- Open storage space.
- A set of electrical outlets can be installed (DNNNS-4DUPC_).

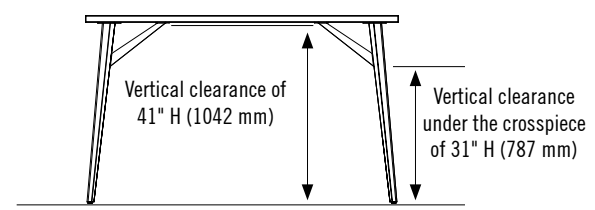
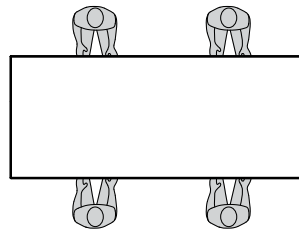
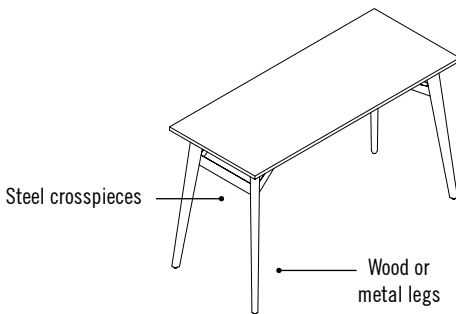
Measure the open space at the front of the work surface



FREESTANDING HIGH TABLES

Rectangular high tables are used in shared lounge areas and collaborative spaces. They can be used to work while standing at both ends or while sitting on stools at the center.

- Widths of 60" to 78" (1500 to 1950 mm), by increments of 6" (150 mm).
- Depths of 24", 30" and 36" (600, 750, 900 mm).
- Top 1" (25 mm) or 1½" (38 mm) thick.
- Choice of thermofused laminate or high-pressure laminate.
- Available with 2 choices of legs: wood with steel crosspieces or all metal.

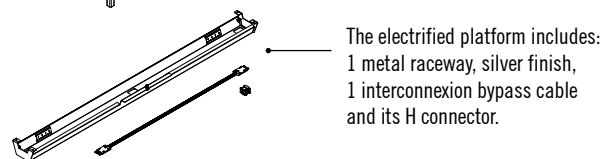
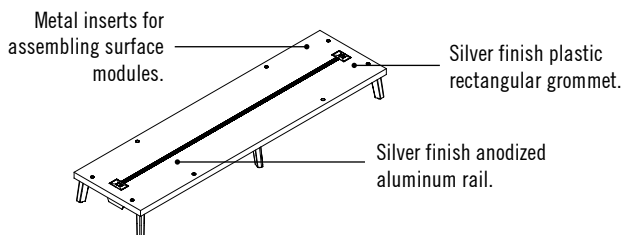
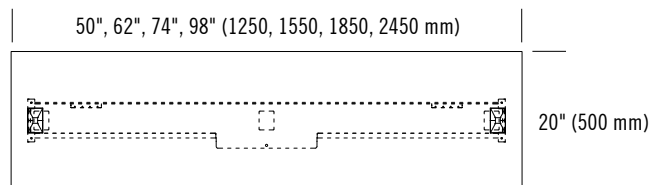


PLATFORMS

The STAD platforms can accommodate work surfaces, storage modules, screens and can be specified with a raceway for wire management and electric cables.

- Available in 4 lengths: 50", 62", 74" and 98" (1250, 1550, 1850 and 2450 mm).
- Depth of 20" (500 mm) and height of 7½" (190 mm).
- Panel 1½" (38 mm) thick.
- Choice of thermofused laminate or high-pressure laminate.
- 98" L (2450 mm) and 74" L (1850 mm) platform: 6 legs.
- 62" L (1550 mm) and 50" (1250 mm) platform: 4 legs.
- The rail allows the positioning and assembly of the components.
- Included with each platform: 2 flush plates.

DIMENSIONS:



SPACE AVAILABLE UNDER THE PLATFORM:



STORAGE MODULES

The storage modules, cabinets, personal storage towers, hutches, lockers and wardrobes cannot be used as freestanding units and must be installed on platforms. The modules used with a 62" L (1550 mm) platform need a 6" (152 mm) leg kit (BTL206_). To be ordered separately.

Construction

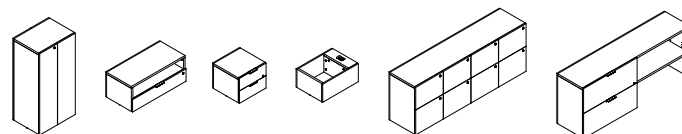
- 1" (25 mm) thick exterior side panels.
- 5/8" (16 mm) thick back and front panels and doors.
- Choice of thermofused laminate or high-pressure laminate for the top.
- 1/8" (3 mm) spacers at the top and bottom.
- "Push-to-open/close" door (without handles). 135° hinges with no spring.
- Extruded handle in silver anodized aluminum on the drawers.
- Drawer with full extension ball bearing suspensions: 100 lbs (45 kg) load capacity.
- File drawer with ball bearing suspensions: 100 lbs (45 kg) load capacity.
- Lateral file drawer with full extension ball bearing suspensions: 150 lbs (68 kg) load capacity.
- Silver finish locks.

Storage modules, personal storage towers and cabinets

- Individual or shared storage modules.
- Various module configurations (drawers, door, bookcase, etc.).
- 4 widths available: 18", 24", 30" and 36" (450, 600, 750 and 900 mm) according to the models.
- 17" and 18" (430 and 450 mm) depths according to the models.
- 10½", 13½", 20½", 27½" (267, 349, 521, 694 mm) heights for the storage.
- 27½", 34½", 40½", 46½" (694, 877, 1029, 1182 mm) heights for the cabinets.
- Spacers of 1/8" (3 mm) at the top and bottom allow different elements to be installed (side shelving, hooks, etc.).
- A cushion can be installed on the top of storage modules (DCU_ _ _ _).

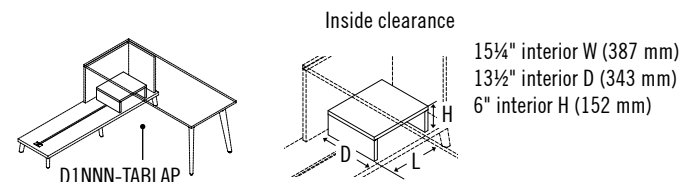
Credenza modules, lockers and wardrobes

- 2 widths available: 60" and 72" (1500 and 1800 mm).
- 18" (450 mm), 17" (430 mm) depths.
- 27½" (694 mm) heights for credenzas and cases.
- 40½" and 46½" (1029 and 1182 mm) heights for lockers.



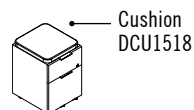
Laptop shelf

- Can be installed on most work surfaces with a thermofused laminate or technology module.
- Must be used with 1 platform.



Mobile pedestal

- Fits under a work surface.
- Can accommodate a cushion.



Mobile pedestal with shelf

- Fits under a work surface.
- 1 fixed metal shelf at the front. Silver finish.
- 1 open space at the front and the back for small personal items.

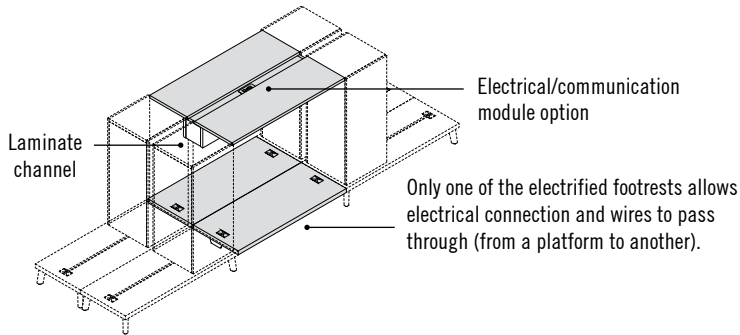


JUNCTIONS

The junctions link two workstations and improve collaboration by offering meeting surfaces.

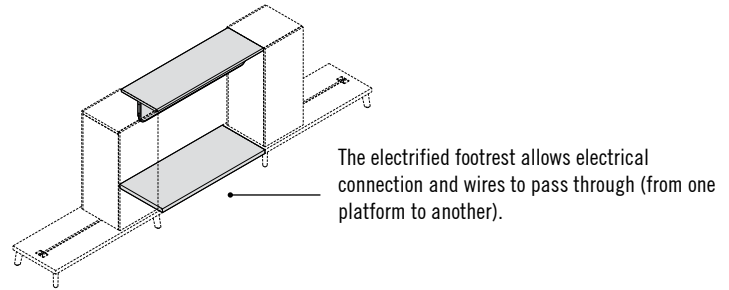
Junctions for 4 cabinets

- Are installed on 4 cabinets of the same height.
- Use with 27½", 34½" H (694, 877 mm) cabinets.
- Top: 1" (25 mm). Choice of thermofused laminate or high-pressure laminate.
- Laminate horizontal channel for wire management.
- Footrest: 1½" (38 mm).
- The electrified version includes 1 raceway and 1 interconnexion bypass cable.
- The option with 1 electrical/communication module includes grommets on the footrest.
- A vertical fabric grommet to hide wires is available. To be ordered separately.



Junctions for 2 cabinets

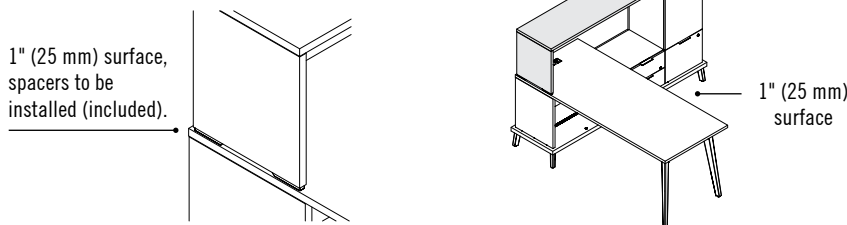
- Must be used with 2 cabinets of the same height.
- Use with 27½", 34½" H (694, 877 mm) cabinets.
- Top: 1" (25 mm). Choice of thermofused laminate or high-pressure laminate.
- Footrest: 1½" (38 mm).
- The electrified version includes 1 raceway and 1 interconnexion bypass cable.
- Height of backs: 8" and 13" H (211, 324 mm).
- Choice of backs: laminate, acrylic or fabric*.
- * The back in fabric must be ordered separately.



Junctions for 1 cabinet

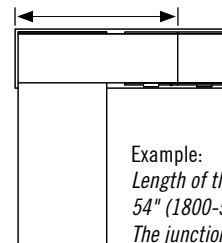
- Must be used with a cabinet and positioned on a surface (height of 29" H (735 mm)).
- Use with 34½", 40½", 46½" H (877, 1029, 1182 mm) cabinets.
- Top: 1" (25 mm). Choice of thermofused laminate or high-pressure laminate.
- Height of backs: 8" and 13" H (211, 324 mm) according to the junction chosen.
- Choice of backs: laminate, acrylic or fabric*.

* The back in fabric must be ordered separately.



How to measure the length of the junction

$$\text{LENGTH OF JUNCTION} = (\text{Length of the platform} - 2" (50 \text{ mm})) - \text{width of cabinet}$$



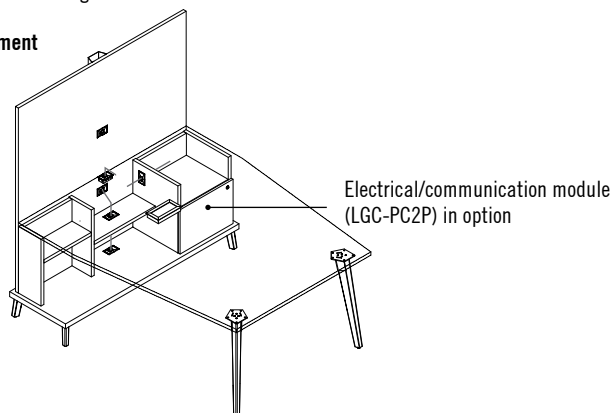
Example:
 Length of the platform (74"-2") - 18" =
 54" (1800-50-450 = 1350 mm).
 The junction must have 54" (1350 mm).

MULTIMEDIA FURNITURE

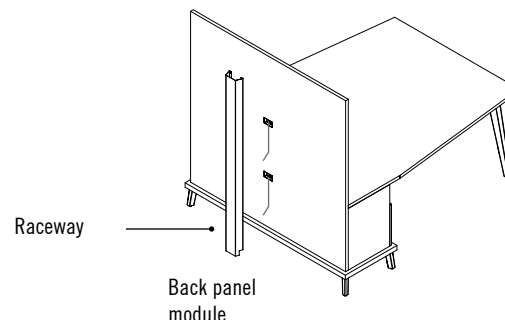

Multimedia storage furniture is available with open space compartments, bookcases that have a door and utility drawer that have a lock.

- The back panel can accommodate a flat screen. The flat screen must be installed on the flat screen monitor support (LGC-SUPFLATSC) sold separately and available in the price book.
- The passage of cables is made from the top to the bottom, left to right, and front to back due to the numerous grommets.

Wire management



Layout examples:



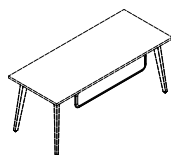
SCREENS

Screens help divide space in a fixed or variable way depending on the level of privacy required while adding a warm touch to a workstation. They can fit under work surfaces, on freestanding tables, on electric height adjustable tables or on platforms. They can also be freestanding.

- Panel composite of wood fibers and foam covered in fabric.
- Fabric choice: see the current Lacasse upholstery guide. Vinyl and leather cannot be specified for screens.
- Available in 1 or 2 tones. See details in the price book.
- Different sizes available according to the model. See details in the price list.
- The screens can be used as tackboards.
- Metal supports included, silver finish.

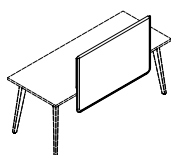
Modesty panels

- 5/8" (16 mm) thick.
- Panel of 10" H (254 mm).
- Space for wires to pass through.



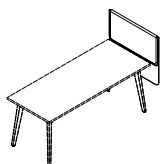
Privacy/modesty screens

- Are installed on a surface.
- Is both a privacy and a modesty screen.
- 1 1/4" (32 mm) thick.
- Can accommodate a white board.



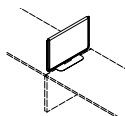
Lateral privacy screens

- Installed at the end of a surface.
- 1 1/4" (32 mm) thick.
- Exceeds by 6" (150 mm).



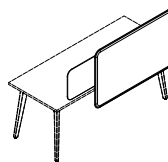
Freestanding surface screens

- Can be placed on a work surface.
- Easy to move.
- 1 1/4" (32 mm) thick.
- Can accommodate a white board.
- Metal base. Choices of 3 finishes: Black (K), Silver (S) or White (W).



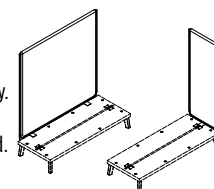
Collaborative sliding screens

- Can be installed on a surface.
- Sliding opening/closing for variable privacy.
- Thickness of 1 1/4" (32 mm) when closed and 5/8" (16 mm) when open.




Platform screens

- Can be installed on all sides of the platforms to create privacy.
- 1 1/4" (32 mm) thick.
- Can accommodate a white board.



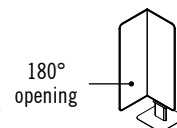
Privacy lateral screen

- Freestanding with metal base.
- Metal base. Choices of 3 finishes: Black (K), Silver (S) or White (W).
- 1 1/4" (32 mm) thick.
- Can accommodate a white board.



Privacy collaborative screen

- 180 degrees fantail opening/closing for variable privacy.
- Unfolded part is 18" (450 mm) wide.



SEATS AND COUNTERS

Construction

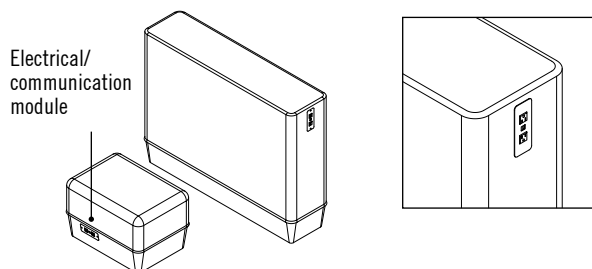
- Combination of foams on a light plywood upholstered structure.
- Fabric choice: see the current upholstery guide.
- Vinyl base with glides.

Electrical/communication module (option)

The electrical/communication module is positioned on the right side on the seat base and on the side(s) of the counters. Some seats and counters have a choice of quantity and positioning, refer to the indications of the price book.

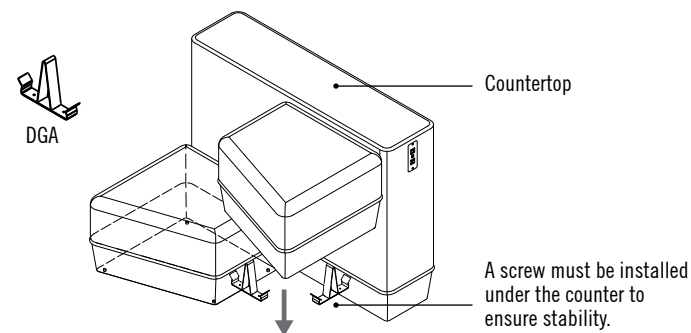
The module has:

- 2 120 V liquid proof electrical outlets.
- 2 2.1A USB outlets.
- 108" (2743 mm) cable with cord. ETL certified.




Groupings

The seats can be used alone or grouped according to the applications. The mountings for seats and counters (DGA) allow 2 seats or 1 seat and 1 countertop to be linked and be unified. The metal hardware is silver finished and is sold individually.



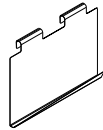
Modularity overview



ACCESSORIES

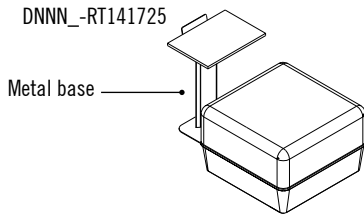
White board for screens

- High-gloss white finish for use with dry-erase markers.
- Magnetic. 1 pencil tray.
- Format: 23" W x 17½" H (584 x 445 mm).
- Can be placed on privacy screens, divider screens or platform screens.



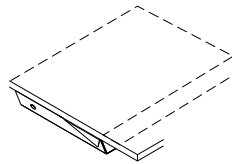
Side table

- 18½" W x 13" D (470 x 330 mm) laminate rectangular surface, 5/8" (16 mm) thick.
- Includes a support for electronic tablet.
- Fits under a seat or a platform.
- Choices of 3 finishes for the metal base: Black (K), Silver (S) or White (W).



Personal drawer

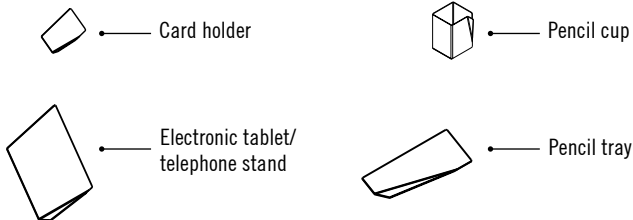
- Can be installed under a surface.
- Compatible with height adjustable tables.
- Metal drawer with lock.
- Choices of 3 finishes: Black (K), Silver (S) or White (W).
- Interior dimensions: 13" W x 9" D x 2¾" H (330 x 229 x 70 mm).



LGC-PDM15_

Desk accessories

- Can be placed on a surface.
- Metal accessories, some models with wood legs.
- Choices of 3 metal finishes: Black (K), Silver (S) or White (W).
- Choices of 2 wood colors: Wild Cherry (W20) or Terra Cherry (W21).

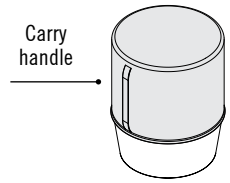


Keyboard and flat screen supports

- LGC-GBAKD26 and LGC-AKDM02 keyboard supports are compatible with 36" (900 mm) deep surfaces if they do not have wire channels for wire management (DNNNS-HWM_ _).
- LGC-GBAKD26, LGC-BBAKD26 and LGC-AKDM02 keyboard supports are not compatible with electric height adjustable tables.
- LGC-SKD26 keyboard support is compatible with electric height adjustable tables that are 30" (750 mm) deep.
- Flat screen supports and their clip- or grommet-style fastener are compatible with STAD surfaces (refer to the Accessories section in the January 2017 Lacasse Price Book).
- An array of electrical and communication accessories are available and compatible with STAD components (refer to the Accessories section in the January 2017 Lacasse Price Book).

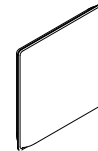
Pouf

- 20" (508 mm) height to allow for a comfortable seat under a 29" (735 mm) high surface.
- 16" (400 mm) ideal diameter to simplify its transportation while maintaining a good comfort level.
- Lateral handle (same finish as the base) and lightweight design to help its transportation.



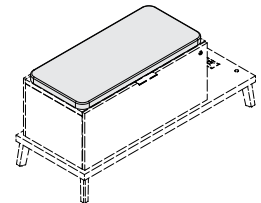
Accent cushion

- 16" x 16" (400 x 400 mm) format.
- 2 tone (front-back).
- Non removable upholstery.



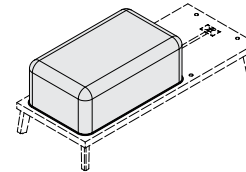
Storage module cushions

- Can be installed on a storage module.
- 1¾" (35 mm) thick.
- ¼" (6 mm) clearance all around once installed.



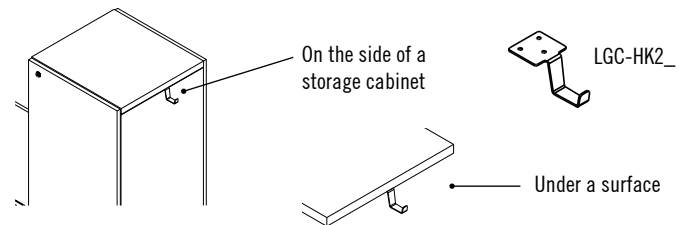
Platform cushions

- Can be installed on a platform.
- 10½" (267 mm) high.



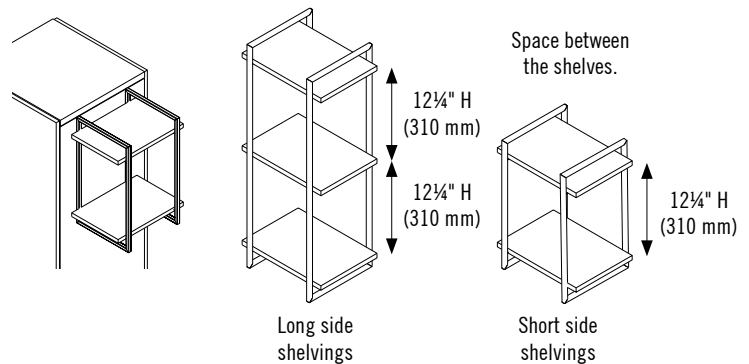
Hooks

- The hooks are installed under a surface or on the side of storage modules and cabinets.
- Made of metal, they are available with 3 choices of finishes: Black (K), Silver (S) or White (W).



Side shelvings

- Side shelvings are attached on the side of storage modules and cabinets.
- Shelves are in 5/8" (16 mm) thick laminate.
- The metal structure is available in a choice of 3 finishes: Black (K), Silver (S) or White (W).
- The credenza modules can only accommodate a short side shelvings.
- Not compatible with a junction or with a surface.



WIRE MANAGEMENT

Wire management and electrification under the surfaces, the platforms and the footrest junctions can be achieved through different components.

Wire management clips

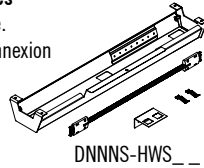
- Allow cables to be clipped under a work surface.



LGC-WMC05

Wire channels under work surfaces

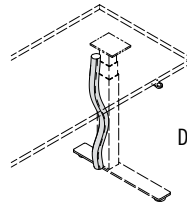
- Can be attached under a surface.
- Includes wire channel, 1 interconnexion bypass cable, 1 H connector, 1 communication plate and 2 wire management clips.
- 36" (914 mm) wire channel compatible with all the rectangular surfaces.
- 30" (750 mm) wire channel compatible with all other surfaces shapes.
- Opening/closing without the use of tools through the help of a thumbscrew.



DNNNS-HWS__

Vertical wire cover

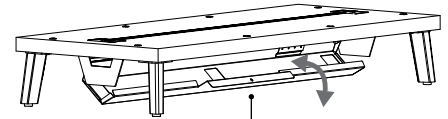
- Helps manage cabling from the surface to the floor.
- 2" (50 mm) diameter.
- With zipper.
- All United Chair® standard fabrics are applicable (except vinyls and leathers).



DVW34

Individual raceways

- Metal raceways allowing the electric system cables to pass through can be ordered separately. They can be installed under a platform or a non electrified laminate footrest.
- Opening/closing without the use of tools through the help of a thumbscrew.
- Does not include an interconnexion bypass cable.



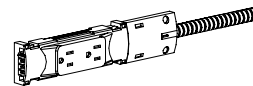
DNNNS-HWP__

Thumbscrew

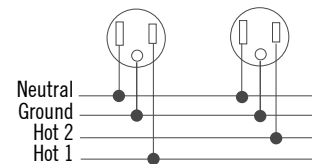
ELECTRIFICATION

Electrical system characteristics

- Fits current office needs.
- 4 wires, 2 circuits, 20 AMP each.
- Common ground.
- UL, CSA, ROHS certified.

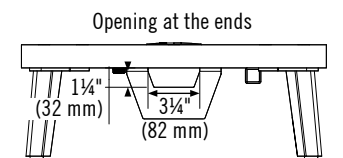
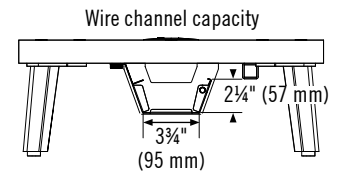
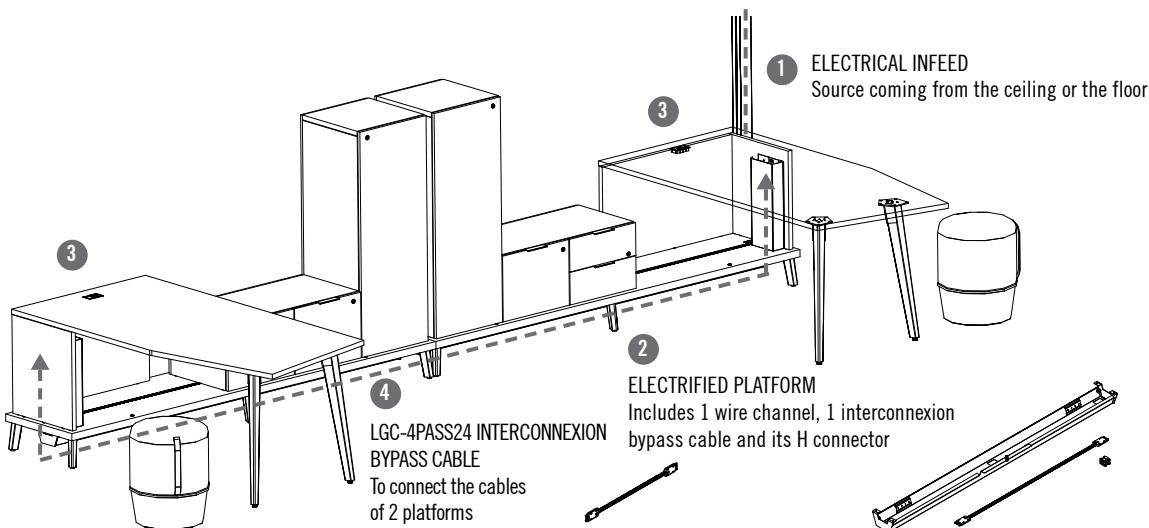


Circuit 1 Circuit 2



HOW TO SPECIFY ELECTRICITY IN A WORKSTATION

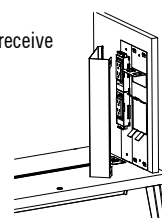
- 1- Define the electrical power source.
- 2- Determine which platforms, footrests (junctions) are electrified.
- 3- Identify the number of stations that have to accommodate an electric outlet kit and a vertical wire cover.
- 4- Calculate the number of interconnexion bypass cables needed to connect stations when platforms are back to back or end to end.



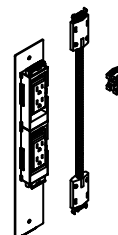
3 Electrical outlet kit

Can be installed inside a laminate or technology module or L-base. Can receive a vertical wire cover.

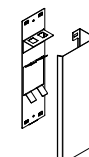
Includes 2 duplexes (4 outlets), 1 connector and 1 duplex support, 18" (457 mm) interconnexion bypass cable and 1 H connector.



DNNNS-4DUPC



DNNNS-VWM18



Vertical wire cover for the electrical outlet kit

2 generic cut outs on the communication plate for adaptors

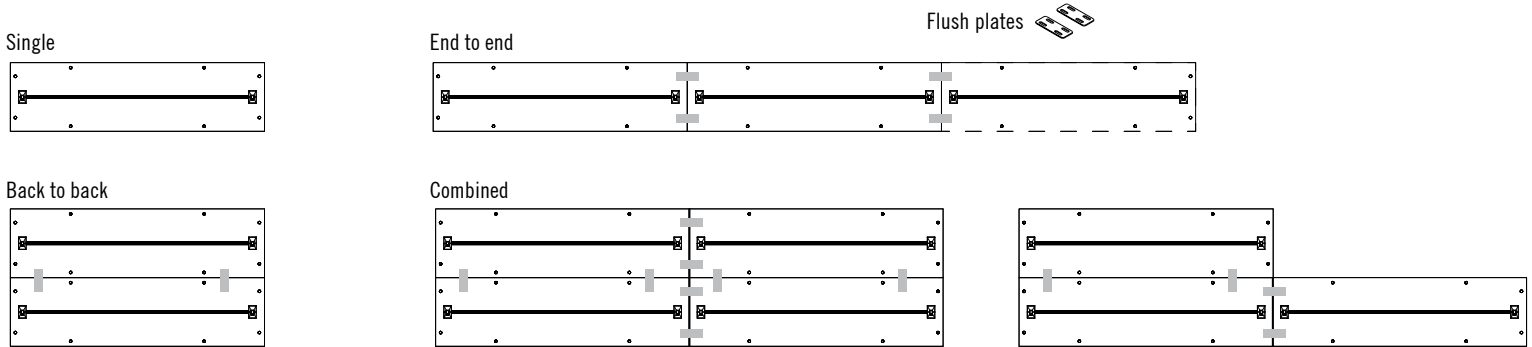


SPECIFICATION RULES

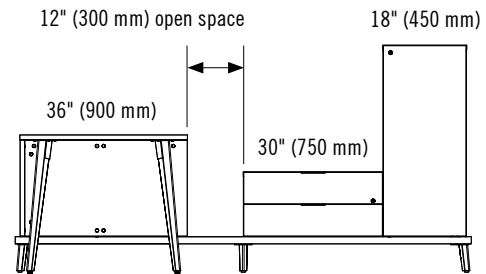
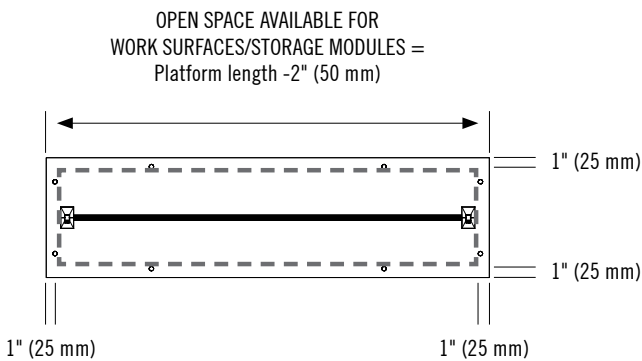
NOTE: STAD office furniture system offers a great variety of layouts and combinations. The specification rules have been implemented in order to meet current BIFMA standards. Should you require assistance or advice, feel free to contact the Groupe Lacasse Customer Care Service.

Platform configurations - flush plate positioning

- Platforms can be assembled with one another without the use of tools and with flush plates and a thumbscrew.
- Metal-to-metal connectors ensure the solidity of the installation.
- Each platform comes with 2 flush plates, some configurations may need additional plates (DNNNS-UPF2), which must be ordered separately.
- Flush plates can be adjusted to obtain the space needed to install a screen between two platforms.



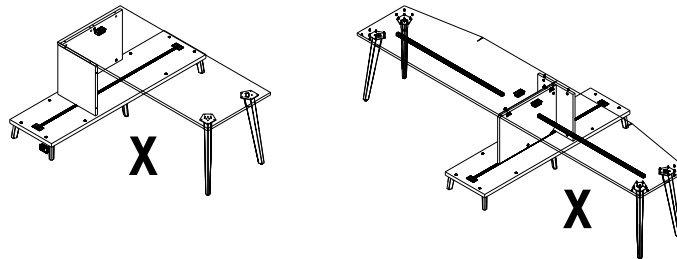
Measure the open space available for surfaces/storage modules



Example:
 $98" \text{ platform} - 2" = 96" \text{ (} 2450 \text{ mm} - 50 \text{ mm} = 2400 \text{ mm)}$.
 $96" \text{ (} 2400 \text{ mm)}$ is the space available to install a surface and/or storage modules.

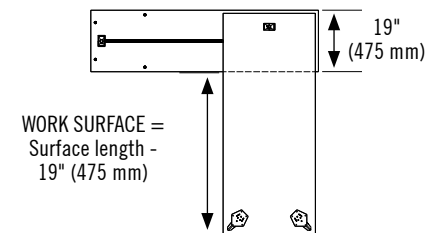
Surfaces and platforms

- The surfaces can be installed at the ends of the platform (left/right).
- The surfaces are always perpendicular to the platform.

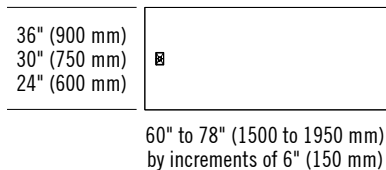


The base can only be placed at the ends.

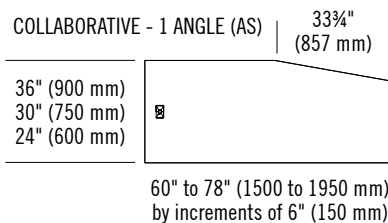
Measure the open space of the work surface



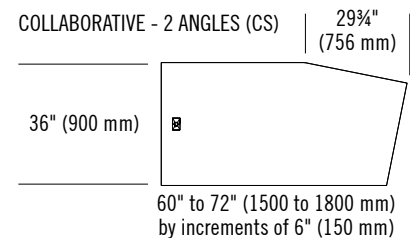
RECTANGULAR (RS)



COLLABORATIVE - 1 ANGLE (AS)



COLLABORATIVE - 2 ANGLES (CS)

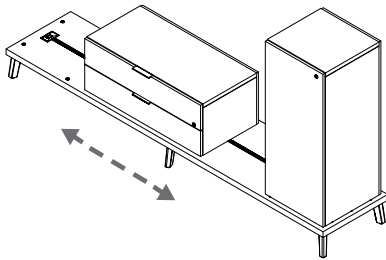


SPECIFICATION RULES (cont'd)

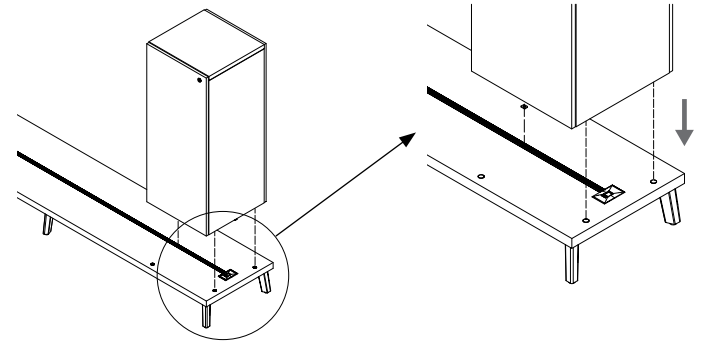
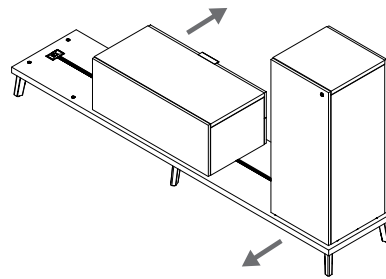
NOTE: STAD office furniture system offers a great variety of layouts and combinations. The specification rules have been implemented in order to meet current BIFMA standards. Should you require assistance or advice, feel free to contact the Groupe Lacasse Customer Care Service.

Storage module installation and positioning

- Storage modules can be installed on a platform with assembly hardware located on the outside.
- The platform rail helps position the storage modules where desired.
- A storage module placed at the ends is recessed by 1" (25 mm) at the back, the front and the side of the platform.
- Empty spaces between the module create a rhythm within the layout and personal belongings can be placed in them (bag, books, etc.).

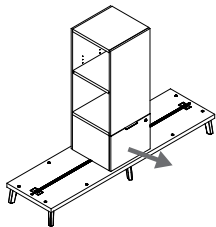


The storage modules can be attached anywhere on the rail in the desired direction.

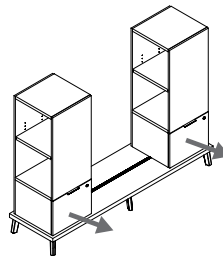


A storage cabinet or a storage module assembled at the end of a platform.

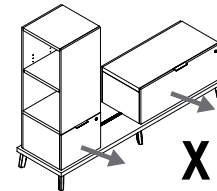
Storage cabinets, personal storage towers and platforms



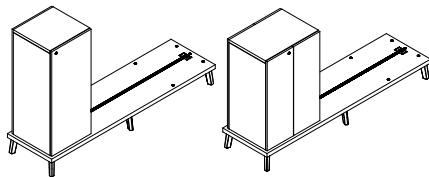
A storage cabinet with drawer(s) can be stand-alone on a platform.



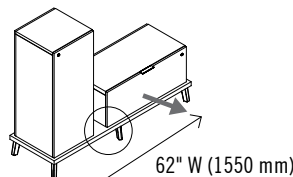
Two storage cabinets with drawer(s) opening on the same side can be installed on a platform.



A storage cabinet and a module with drawer(s) opening on the same side cannot be stand-alone on a platform.



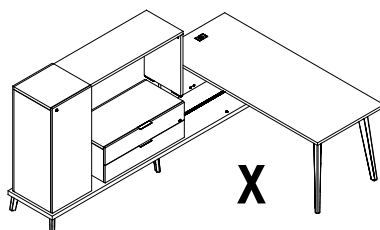
A simple or shared storage cabinet with door can be stand-alone on a platform.



An additional 6" H (152 mm) leg kit is required for many storage cabinets/modules that are installed on a 62" W (1550 mm) platform. To be ordered separately.

Junctions for 1 cabinet

- Must be used with a storage cabinet and placed on a work surface for platforms.



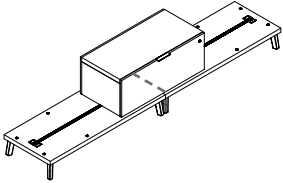
A junction cannot be placed on a storage module.

SPECIFICATION RULES (cont'd)

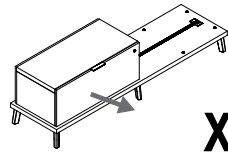
NOTE: STAD office furniture system offers a great variety of layouts and combinations. The specification rules have been implemented in order to meet current BIFMA standards. Should you require assistance or advice, feel free to contact the Groupe Lacasse Customer Care Service.

Storage modules and platforms

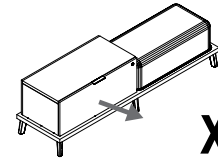
- Storage modules and cabinets can be placed all along the rail or at the ends of a single platform.



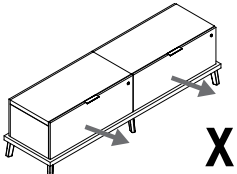
A module can be stand-alone on two integral platforms but it will have an impact on the modularity.



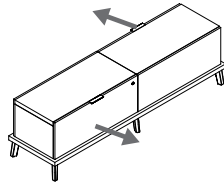
A module with drawer(s) cannot be stand-alone on a platform.



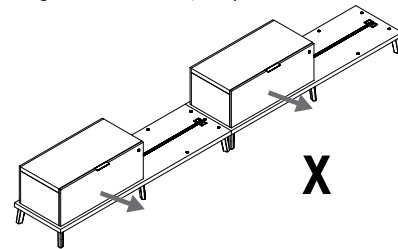
A module with drawer(s) and one or more cushion(s) cannot be stand-alone on a platform except if the total weight of the cushion(s) = 35 lbs (16 kg). Weight of the cushions, see p. 18.



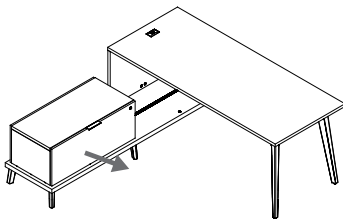
Do not combine two modules with drawer(s) whose opening is/are on the same side.



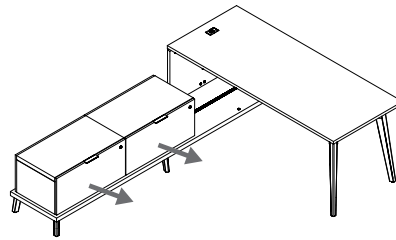
Two modules with drawer(s) can be stand-alone if their openings are on opposite sides.



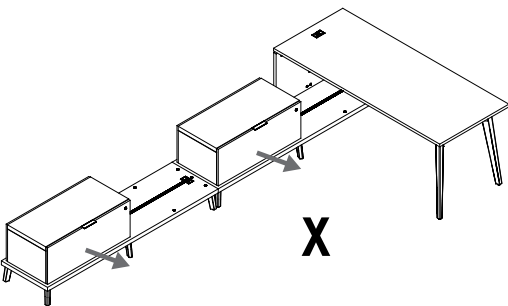
A module with drawer(s) cannot be stand-alone on a platform even if the platform is attached to another platform (flush plates UPF2).



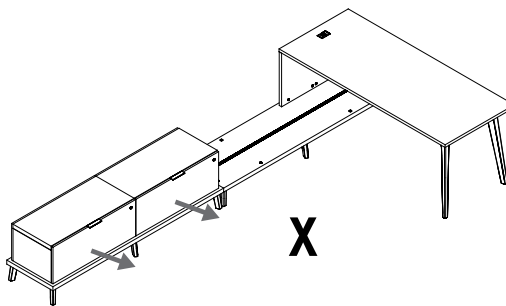
A module with drawer(s) can be stand-alone if there is a surface on the platform.



Two modules with drawer(s) can be stand-alone if there is a surface on the platform.

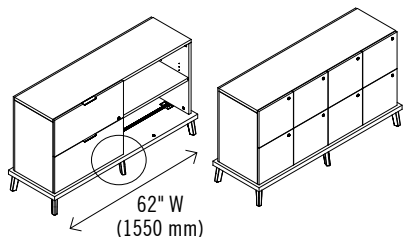


A module with drawer(s) on a platform cannot be joined to another platform even if a module and a surface are attached to it.



Two modules with drawer(s) on a platform cannot be joined to another platform even if a surface is attached to it.

Credenza modules, lockers or wardrobes and platforms



For storage modules (credenzas, lockers, wardrobes) installed on a 62" W (1550 mm) platform, a 6" (152 mm) leg kit must be ordered separately.

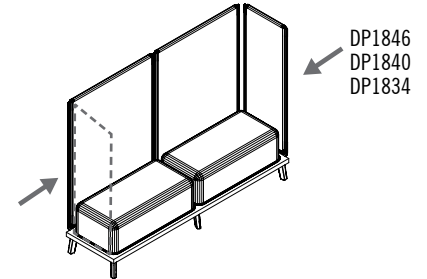
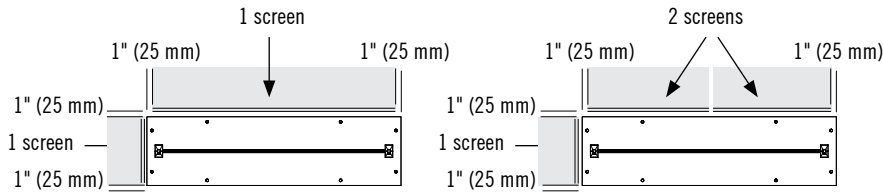
SPECIFICATION RULES (cont'd)

NOTE: STAD office furniture system offers a great variety of layouts and combinations. The specification rules have been implemented in order to meet current BIFMA standards. Should you require assistance or advice, feel free to contact the Groupe Lacasse Customer Care Service.

Screen positioning on the platforms

The platforms screens allow an open space of 1" (25 mm) on each side of the platform.

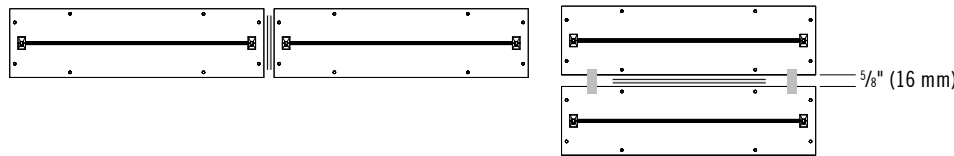
Other configurations with offset screens can be created but in some cases there can be a conflict between the screen support(s) and the central leg of the platform. Therefore, the recommendation is to use the electronic library or to contact Groupe Lacasse Customer Care Service to validate the specifications. 98" W (2450 mm) and 74" W (1850 mm) platforms: 6 legs and 62" W (1550 mm) and 50" (1250 mm) platforms: 4 legs.



DP1846
DP1840
DP1834

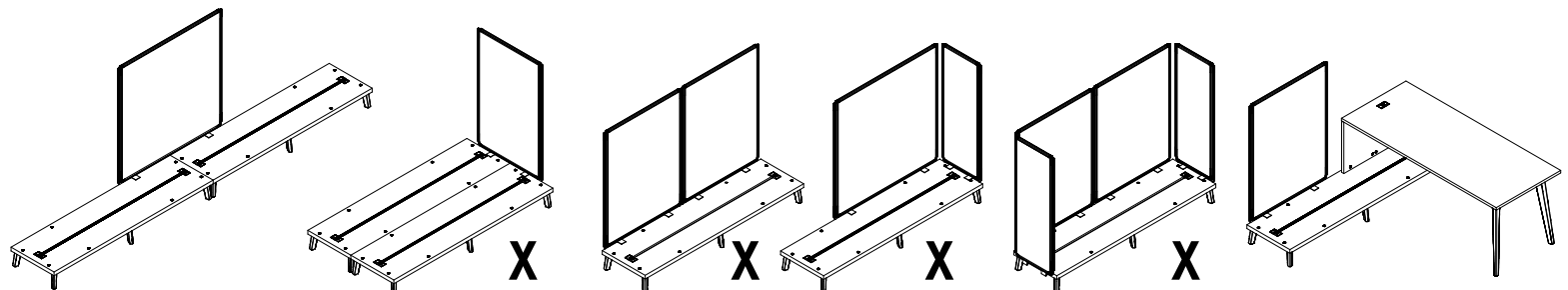
The 18" W (450 mm) screen must be installed only on the sides of a platform.

Platforms assembled with flush plates



One or more screens can be installed between two platforms due to the flush plates that can be adjusted to create space for their installation.

Screens and platforms



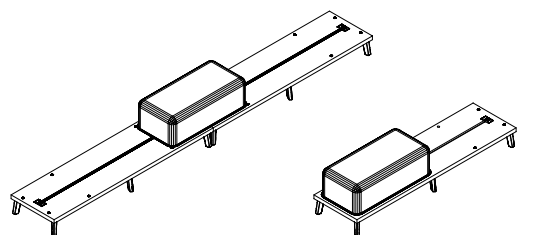
A screen can be installed on two platforms. Make sure there is no conflict with the legs.

A screen cannot be installed on the sides of two platforms except if it has a width of 36" (900 mm).

One or more screens cannot be stand-alone on a platform.

One or more screens can be stand-alone on a platform if a surface is also installed.

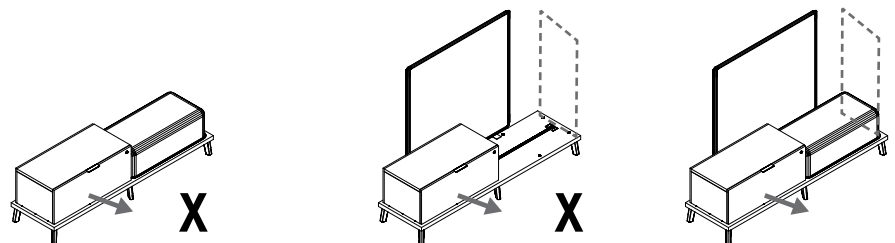
Cushions and platforms



A cushion can be installed on two platforms but it will have an impact on the modularity.

A cushion can be stand-alone on a platform.

Combinations: modules, cushions, screens and platforms



A module with drawer(s) and one or many cushion(s) cannot be stand-alone on a platform except if the total weight of the cushion(s) = 35 lbs (16 kg). Weight of the cushions, see p. 18.

A module with drawer(s) and one or two screens cannot be stand-alone on a platform.

A module with drawer(s) and one or more cushion(s) can be stand-alone on a platform with screens.

SPECIFICATION RULES (cont'd)

NOTE: STAD office furniture system offers a great variety of layouts and combinations. The specification rules have been implemented in order to meet current BIFMA standards. Should you require assistance or advice, feel free to contact the Groupe Lacasse Customer Care Service.

Combination of screens, cushions and platforms

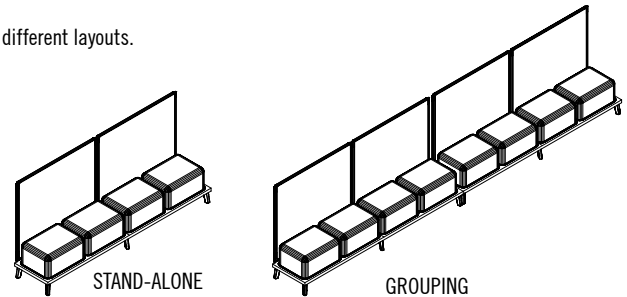
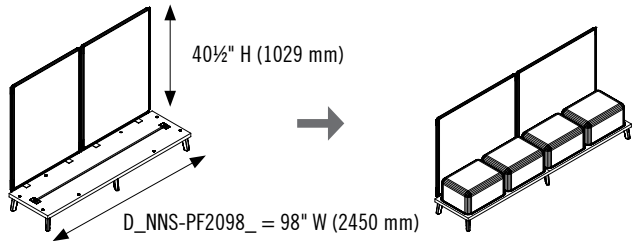
The following table shows the **minimum weight requirement** on a platform with one or multiple screens according to different layouts.

- These indications apply to single platforms or to groups of platforms assembled with flush plates.
- These indications apply to electrified or non electrified platforms.

Steps to validate the combination of components:

- 1- What is the configuration? (ex.: platform with 2 screens...)
- 2- What is the length of the platform? (ex.: D_NNS-PF2098_ = 98" W (2450 mm)).
- 3- What is the height of the highest screen on the platform? (ex.: 1 40½" H (1029 mm) screen).

EXAMPLE:



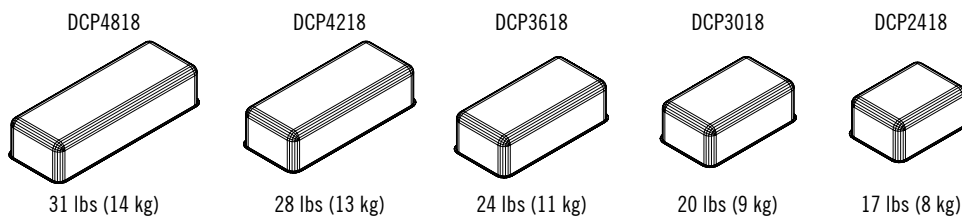
Configuration of 1 platform with 2 40½" H (1029 mm) screens at the back:
Minimum weight required = 50 lbs (23 kg).

Addition of 4 DCP2418 cushions = 17 lbs (8 kg) each = total of 68 lbs (32 kg).

Minimum weight requirement according to different combinations of screen(s) and cushion(s) on a platform

Platforms	Screens	1 18" W screen	1 screen	2 screens	2 screens	3 screens	3 screens	4 screens
		Not recommended	Any width					
D_NNS-PF2098_	46½" H (1182 mm)	X		30 lbs (14 kg)		60 lbs (27 kg)		50 lbs (27 kg)
	40½" H (1029 mm)	X		25 lbs (11 kg)		50 lbs (23 kg)		40 lbs (23 kg)
	34½" H (877 mm)	X		20 lbs (9 kg)		40 lbs (18 kg)		30 lbs (14 kg)
D_NNS-PF2074_	46½" H (1182 mm)	X		40 lbs (18 kg)		60 lbs (27 kg)		50 lbs (27 kg)
	40½" H (1029 mm)	X		35 lbs (16 kg)		50 lbs (23 kg)		40 lbs (23 kg)
	34½" H (877 mm)	X		30 lbs (14 kg)		40 lbs (18 kg)		30 lbs (14 kg)
D_NNS-PF2062_	46½" H (1182 mm)	X		50 lbs (23 kg)		60 lbs (27 kg)		50 lbs (27 kg)
	40½" H (1029 mm)	X		45 lbs (21 kg)		50 lbs (23 kg)		40 lbs (23 kg)
	34½" H (877 mm)	X		50 lbs (23 kg)		40 lbs (18 kg)		30 lbs (14 kg)
D_NNS-PF2050_	46½" H (1182 mm)	X		60 lbs (27 kg)		60 lbs (27 kg)		50 lbs (27 kg)
	40½" H (1029 mm)	X			50 lbs (23 kg)		40 lbs (23 kg)	
	34½" H (877 mm)	X			40 lbs (18 kg)		30 lbs (14 kg)	

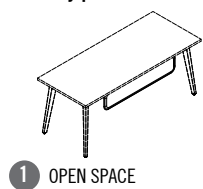
Weight of the cushions:



COUNTERWEIGHT:
The cushions are available with an optional counterweight* (CW).
* The counterweight adds 12 lbs (5.5 kg) to the cushion and is factory installed.

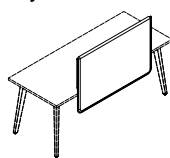
COMPATIBILITY TABLE OF MODESTY PANELS AND PRIVACY SCREENS

DMD modesty panels



1 OPEN SPACE

DSD privacy screens

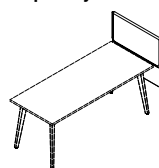


The screen must be installed 1" (25 mm) away from the edge.

For a technology module:
SCREEN LENGTH = Surface length - 10" (250 mm)

24" D (600 mm) surfaces with grommets cannot accommodate a screen on the side.

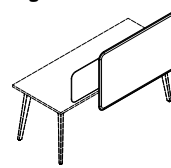
DSE lateral privacy screens



SCREEN LENGTH = Surface depth + 5" (125 mm)

24" D (600 mm) surfaces with grommets cannot accommodate a screen on the side.

DSS collaborative sliding screens



A fixed or sliding screen cannot exceed the surface.

WORK SURFACES (laminite module)

RS_A					
AS_A					
CS_A					

WORK SURFACES (technology module)

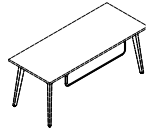
RS_T					
AS_T					
CS_T					

RETURN-SURFACES

BR_					
-----	--	--	--	--	--

COMPATIBILITY TABLE OF MODESTY PANELS AND PRIVACY SCREENS (cont'd)

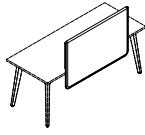
DMD _____
modesty panels



OPEN SPACE SURFACE TR =
Surface length - 20" (500 mm)
OPEN SPACE SURFACES TA / TC =
Surface length - 10" (250 mm)

2 Open space adjustable tables

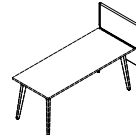
DSD _____
privacy screens



The screen must be placed
1" (25 mm) away from the edge.

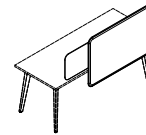
2 Open space adjustable tables

DSE _____
lateral privacy screens



SCREEN LENGTH =
Surface depth + 5" (125 mm)

DSS _____ collaborative
sliding screens



The fixed or sliding screen
cannot exceed the surface.

2 Open space adjustable tables

SURFACES FOR FREESTANDING TABLES

TR_				
TA_				
TC_				

ELECTRIC HEIGHT ADJUSTABLE TABLES

RT_SGC				
RT_GC				

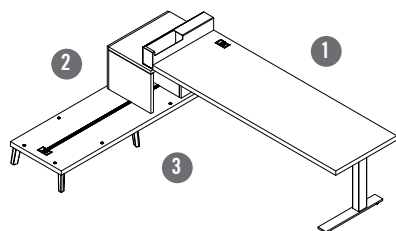
1 OPEN SPACE FOR WORK SURFACES (RS_-AS_-CS_-BR_)

<p>OPEN SPACE = Surface length - 28" (700 mm)</p>	<p>OPEN SPACE = Surface length - 52¾" (1319 mm)</p>	<p>OPEN SPACE = Surface length - 48¾" (1219 mm)</p>	<p>OPEN SPACE = Surface length - 19" (475 mm)</p>
---	---	---	---

2 OPEN SPACE FOR HEIGHT ADJUSTABLE TABLES (SGC-GAB-GAM-GC)

<p>OPEN SPACE = Surface length - 10" (250 mm)</p>	<p>Clearance 5" (127 mm) for a 24" D (600 mm) surface 8" (207 mm) for a 30" D (750 mm) surface</p> <p>OPEN SPACE A = Surface length - 7½" (190 mm) OPEN SPACE B = Surface length - 16½" (421 mm)</p>
---	--

CODIFICATION EXAMPLES



1 ELECTRIC HEIGHT ADJUSTABLE RECTANGULAR TABLE - INTEGRATED BASE

Order code: D1NNS-RT3072SGCRS

Specify the surface type (1, 2): **1** - thermofused laminate 1" (25 mm)
Specify the direction of the surface, left (L) or right (R): **R** - straight surface
Specify leg color (K, S, W): **S** - Silver

2 62" W (1550 mm) ELECTRIFIED PLATFORM - WOOD LEGS

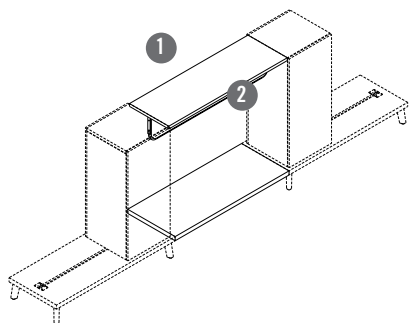
Order code: D6NNS-PFE2062BW20

Specify the surface type (5, 6): **6** - high-pressure laminate 1½" (38 mm)
Specify wood leg color (W20, W21): **W20** - Wild Cherry

3 6" (152 mm) H STAD LEG KIT - WOOD

Order code: DNNNS-BTL206W20

Specify wood leg color (W20, W21): **W20** - Wild Cherry



1 JUNCTION FOR 2 CABINETS - FABRIC BACK

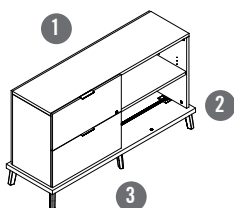
Order code: D1NFN-BDCD44

Specify the surface type (1, 2): **1** - thermofused laminate 1" (25 mm)

2 FABRIC BACK - 8" H (211 mm)

Order code: DFD4408-QA12

Indicate the fabric code after the product: **QA12** (Opus)



1 CREDENZA MODULE WITH FILE DRAWERS AND OPEN BOOKCASE - 27½" H (694 mm)

Order code: D1NPS-LF186027BE

Specify the surface type (1, 2): **1** - thermofused laminate 1" (25 mm)

2 62" W (1550 mm) ELECTRIFIED PLATFORM - METAL LEGS

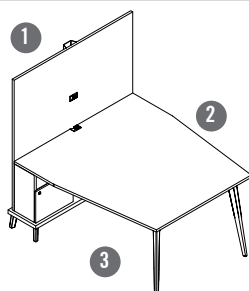
Order code: D5NNS-PFE2062MS

Specify the surface type (5, 6): **5** - thermofused laminate 1½" (38 mm)
Specify leg color (K, S, W): **S** - Silver

3 6" (152 mm) STAD LEG KIT - METAL

Order code: DNNNS-MTL206

Specify leg color (K, S, W): **S** - Silver



1 MULTIMEDIA STORAGE MODULE

Order code: DNNNS-BS206264AVBW20

Specify wood leg color (W20, W21): **W20**

2 MEETING SURFACE

Order code: D1NNS-TAD7260AVPC

Specify the surface type (1, 2): **1** - thermofused laminate 1" (25 mm)
Electrical/communication module option, add PC at the end of the code: **PC**

3 28" (711 mm) STAD LEGS KIT - WOOD


Order code: DNNNW-BTL228W20

Specify accent color (K, S, W): **W** - White
Specify wood leg color (W20, W21): **W20** - Wild Cherry


SPECIFICATION OF OPTIONS AND FINISHES

Edgebanding

N Edge - 1" (25 mm)



N Edge - 1½" (38 mm)




Smooth edge, 1/16" (1,5 mm) thick.
The edgebanding matches the **finish specified**.

Codification

Series	Thickness	Options															
		Edgebanding	Options	Accent	Dash	Product	Options										
D	1 Thermofused laminate 1" (25 mm)	N Smooth edge	P Extruded handle	N NA	-		L Left										
	2 High-pressure laminate 1" (25 mm)							N Laminate back	K Black			R Right					
	5 Thermofused laminate 1½" (38 mm)												T Translucent back	S Silver			G2 Double grommet
	6 High-pressure laminate 1½" (38 mm)																

Grommets


Silver plastic




The opening of the grommet can accommodate a LGC-PCQ1USB1P electric module.

Handles, platform rail

Extruded silver finish anodized aluminum.




Back panels (Junctions)



N - Laminate



T - Translucent acrylic

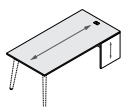


F - Fabric

Fabric

Various fabric choices are available.
Refer to the current Lacasse upholstery selection guide.



WORK SURFACES FOR PLATFORMS
Rectangular surfaces, laminate module - 36" D


Reversible laminate module. 1 grommet. Must be installed on 1 platform. Can accommodate 1 shelf for a laptop (D1NINN-TABLAP), refer to page 37. Can accommodate 1 electric outlet kit (DNNS-4DUPC_), refer to page 41. Compatible with most screens, modesty panels and electrical accessories.

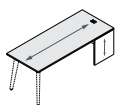
To be ordered separately: 1 leg kit BTL228_, BTL22836_, MTL228 or QTL2, refer to page 28.

W x D x H (in)	W x D x H (mm)	Code	All Laminate (\$)	HPL Surfaces (\$)
78 x 36 x 21½	1950 x 900 x 547	D_NNS-RS3678A	797	998
72 x 36 x 21½	1800 x 900 x 547	D_NNS-RS3672A	775	970
66 x 36 x 21½	1650 x 900 x 547	D_NNS-RS3666A	759	932
60 x 36 x 21½	1500 x 900 x 547	D_NNS-RS3660A	746	900

Specify the surface type (1, 2).

78 x 36 x 22	1950 x 900 x 560	D_NNS-RS3678A	894	1,093
72 x 36 x 22	1800 x 900 x 560	D_NNS-RS3672A	864	1,057
66 x 36 x 22	1650 x 900 x 560	D_NNS-RS3666A	841	1,011
60 x 36 x 22	1500 x 900 x 560	D_NNS-RS3660A	821	976

Specify the surface type (5, 6).

Rectangular surfaces, laminate module - 30" D


Reversible laminate module. 1 grommet. Must be installed on 1 platform. Can accommodate 1 shelf for a laptop (D1NINN-TABLAP), refer to page 37. Can accommodate 1 electric outlet kit (DNNS-4DUPC_), refer to page 41. Compatible with most screens, modesty panels and electrical accessories.

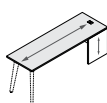
To be ordered separately: 1 leg kit BTL228_, BTL22830_, MTL228 or QTL2, refer to page 28.

W x D x H (in)	W x D x H (mm)	Code	All Laminate (\$)	HPL Surfaces (\$)
78 x 30 x 21½	1950 x 750 x 547	D_NNS-RS3078A	752	924
72 x 30 x 21½	1800 x 750 x 547	D_NNS-RS3072A	738	894
66 x 30 x 21½	1650 x 750 x 547	D_NNS-RS3066A	723	864
60 x 30 x 21½	1500 x 750 x 547	D_NNS-RS3060A	707	835

Specify the surface type (1, 2).

78 x 30 x 22	1950 x 750 x 560	D_NNS-RS3078A	828	1,006
72 x 30 x 22	1800 x 750 x 560	D_NNS-RS3072A	810	970
66 x 30 x 22	1650 x 750 x 560	D_NNS-RS3066A	789	932
60 x 30 x 22	1500 x 750 x 560	D_NNS-RS3060A	766	900

Specify the surface type (5, 6).

Rectangular surfaces, laminate module - 24" D


Reversible laminate module. 1 grommet. Must be installed on 1 platform. Can accommodate 1 shelf for a laptop (D1NINN-TABLAP), refer to page 37. Can accommodate 1 electric outlet kit (DNNS-4DUPC_), refer to page 41. Compatible with most screens, modesty panels and electrical accessories.

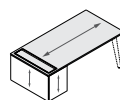
To be ordered separately: 1 leg kit BTL228_, BTL22824_, MTL228 or QTL2, refer to page 28.

W x D x H (in)	W x D x H (mm)	Code	All Laminate (\$)	HPL Surfaces (\$)
78 x 24 x 21½	1950 x 600 x 547	D_NNS-RS2478A	679	810
72 x 24 x 21½	1800 x 600 x 547	D_NNS-RS2472A	664	789
66 x 24 x 21½	1650 x 600 x 547	D_NNS-RS2466A	647	766
60 x 24 x 21½	1500 x 600 x 547	D_NNS-RS2460A	642	746

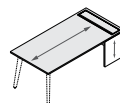
Specify the surface type (1, 2).

78 x 24 x 22	1950 x 600 x 560	D_NNS-RS2478A	738	880
72 x 24 x 22	1800 x 600 x 560	D_NNS-RS2472A	723	848
66 x 24 x 22	1650 x 600 x 560	D_NNS-RS2466A	707	821
60 x 24 x 22	1500 x 600 x 560	D_NNS-RS2460A	685	797

Specify the surface type (5, 6).

Rectangular surfaces, technology module - 36" D


Left (L)



Right (R)

Technology module with swivel-tilt door to access the electrical/communication module. Must be installed on 1 platform. Ledge accommodates small personal electronic devices. The module has 2 liquid proof 120 V electric outlets, 2 2.1A USB outlets, a 108" (2743 mm) cable with cord and ETL certified. Can accommodate 1 shelf for a laptop (D1NINN-TABLAP), refer to page 37. Can accommodate 1 electric outlet kit (DNNS-4DUPC_), refer to page 41. Compatible with most screens, modesty panels and electrical accessories. Some restrictions apply for screens.

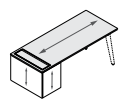
To be ordered separately: 1 leg kit BTL228_, BTL22836_, MTL228 or QTL2, refer to page 28.

W x D x H (in)	W x D x H (mm)	Code	All Laminate (\$)	HPL Surfaces (\$)
78 x 36 x 21½	1950 x 900 x 547	D_NNS-RS3678T_	2,248	2,459
72 x 36 x 21½	1800 x 900 x 547	D_NNS-RS3672T_	2,228	2,421
66 x 36 x 21½	1650 x 900 x 547	D_NNS-RS3666T_	2,214	2,384
60 x 36 x 21½	1500 x 900 x 547	D_NNS-RS3660T_	2,191	2,346

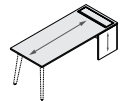
Specify the surface type (1, 2). Specify left (L) or right (R).

78 x 36 x 22	1950 x 900 x 560	D_NNS-RS3678T_	2,346	2,554
72 x 36 x 22	1800 x 900 x 560	D_NNS-RS3672T_	2,316	2,510
66 x 36 x 22	1650 x 900 x 560	D_NNS-RS3666T_	2,293	2,466
60 x 36 x 22	1500 x 900 x 560	D_NNS-RS3660T_	2,266	2,421

Specify the surface type (5, 6). Specify left (L) or right (R).

Rectangular surfaces, technology module - 30" D


Left (L)



Right (R)

Technology module with swivel-tilt door to access the electrical/communication module. Must be installed on 1 platform. Ledge accommodates small personal electronic devices. The module has 2 liquid proof 120 V electric outlets, 2 2.1A USB outlets, a 108" (2743 mm) cable with cord and ETL certified. Can accommodate 1 shelf for a laptop (D1NINN-TABLAP), refer to page 37. Can accommodate 1 electric outlet kit (DNNS-4DUPC_), refer to page 41. Compatible with most screens, modesty panels and electrical accessories. Some restrictions apply for screens.

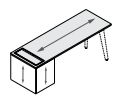
To be ordered separately: 1 leg kit BTL228_, BTL22830_, MTL228 or QTL2, refer to page 28.

W x D x H (in)	W x D x H (mm)	Code	All Laminate (\$)	HPL Surfaces (\$)
78 x 30 x 21½	1950 x 750 x 547	D_NNS-RS3078T_	2,191	2,361
72 x 30 x 21½	1800 x 750 x 547	D_NNS-RS3072T_	2,167	2,331
66 x 30 x 21½	1650 x 750 x 547	D_NNS-RS3066T_	2,153	2,293
60 x 30 x 21½	1500 x 750 x 547	D_NNS-RS3060T_	2,130	2,266

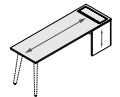
Specify the surface type (1, 2). Specify left (L) or right (R).

78 x 30 x 22	1950 x 750 x 560	D_NNS-RS3078T_	2,272	2,443
72 x 30 x 22	1800 x 750 x 560	D_NNS-RS3072T_	2,242	2,407
66 x 30 x 22	1650 x 750 x 560	D_NNS-RS3066T_	2,219	2,361
60 x 30 x 22	1500 x 750 x 560	D_NNS-RS3060T_	2,191	2,324

Specify the surface type (5, 6). Specify left (L) or right (R).

Rectangular surfaces, technology module - 24" D


Left (L)



Right (R)

Technology module with swivel-tilt door to access the electrical/communication module. Must be installed on 1 platform. Ledge accommodates small personal electronic devices. The module has 2 liquid proof 120 V electric outlets, 2 2.1A USB outlets, a 108" (2743 mm) cable with cord and ETL certified. Can accommodate 1 shelf for a laptop (D1NINN-TABLAP), refer to page 37. Can accommodate 1 electric outlet kit (DNNS-4DUPC_), refer to page 41. Compatible with most screens, modesty panels and electrical accessories. Some restrictions apply for screens.

To be ordered separately: 1 leg kit BTL228_, BTL22824_, MTL228 or QTL2, refer to page 28.

W x D x H (in)	W x D x H (mm)	Code	All Laminate (\$)	HPL Surfaces (\$)
78 x 24 x 21½	1950 x 600 x 547	D_NNS-RS2478T_	2,130	2,266
72 x 24 x 21½	1800 x 600 x 547	D_NNS-RS2472T_	2,122	2,248
66 x 24 x 21½	1650 x 600 x 547	D_NNS-RS2466T_	2,107	2,228
60 x 24 x 21½	1500 x 600 x 547	D_NNS-RS2460T_	2,101	2,203

Specify the surface type (1, 2). Specify left (L) or right (R).

78 x 24 x 22	1950 x 600 x 560	D_NNS-RS2478T_	2,196	2,331
72 x 24 x 22	1800 x 600 x 560	D_NNS-RS2472T_	2,181	2,309
66 x 24 x 22	1650 x 600 x 560	D_NNS-RS2466T_	2,167	2,279
60 x 24 x 22	1500 x 600 x 560	D_NNS-RS2460T_	2,153	2,255

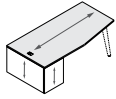
Specify the surface type (5, 6). Specify left (L) or right (R).

2-TONE LAMINATE APPLICATION: SHADED AREA CORRESPONDS TO THE FIRST CODE TO BE SPECIFIED. SECOND LAMINATE CODE WILL BE APPLIED TO THE REST OF THE PRODUCT.

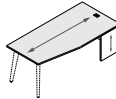
= ASSEMBLY REQUIRED



Collaborative surfaces, laminate module - 36" D



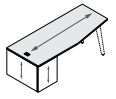
Left (L)



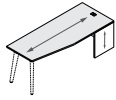
Right (R)

W x D x H (in)	W x D x H (mm)	Code	All Laminate (\$)	HPL Surfaces (\$)
<i>Meeting space. 1 grommet. Must be installed on 1 platform. Can accommodate 1 shelf for a laptop (D1NNN-TABLAP), refer to page 37. Can accommodate 1 electric outlet kit (DNNNS-4DUPC_), refer to page 41. Compatible with most screens, modesty panels and electrical accessories.</i>				
To be ordered separately: 1 leg kit BTL228_, BTL22830_, MTL228 or QTL2, refer to page 28.				
78 x 36 x 21½	1950 x 900 x 547	D_NNS-AS3678A_	880	1,082
72 x 36 x 21½	1800 x 900 x 547	D_NNS-AS3672A_	857	1,050
66 x 36 x 21½	1650 x 900 x 547	D_NNS-AS3666A_	841	1,011
60 x 36 x 21½	1500 x 900 x 547	D_NNS-AS3660A_	821	982
Specify the surface type (1, 2). Specify left (L) or right (R).				
78 x 36 x 22	1950 x 900 x 560	D_NNS-AS3678A_	976	1,177
72 x 36 x 22	1800 x 900 x 560	D_NNS-AS3672A_	946	1,140
66 x 36 x 22	1650 x 900 x 560	D_NNS-AS3666A_	924	1,093
60 x 36 x 22	1500 x 900 x 560	D_NNS-AS3660A_	894	1,057
Specify the surface type (5, 6). Specify left (L) or right (R).				

Collaborative surfaces, laminate module - 30" D



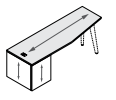
Left (L)



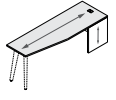
Right (R)

W x D x H (in)	W x D x H (mm)	Code	All Laminate (\$)	HPL Surfaces (\$)
<i>Meeting space. 1 grommet. Must be installed on 1 platform. Can accommodate 1 shelf for a laptop (D1NNN-TABLAP), refer to page 37. Can accommodate 1 electric outlet kit (DNNNS-4DUPC_), refer to page 41. Compatible with most screens, modesty panels and electrical accessories.</i>				
To be ordered separately: 1 leg kit BTL228_, BTL22824_, MTL228 or QTL2, refer to page 28.				
78 x 30 x 21½	1950 x 750 x 547	D_NNS-AS3078A_	835	1,006
72 x 30 x 21½	1800 x 750 x 547	D_NNS-AS3072A_	821	976
66 x 30 x 21½	1650 x 750 x 547	D_NNS-AS3066A_	804	946
60 x 30 x 21½	1500 x 750 x 547	D_NNS-AS3060A_	789	916
Specify the surface type (1, 2). Specify left (L) or right (R).				
78 x 30 x 22	1950 x 750 x 560	D_NNS-AS3078A_	909	1,082
72 x 30 x 22	1800 x 750 x 560	D_NNS-AS3072A_	894	1,050
66 x 30 x 22	1650 x 750 x 560	D_NNS-AS3066A_	872	1,011
60 x 30 x 22	1500 x 750 x 560	D_NNS-AS3060A_	848	982
Specify the surface type (5, 6). Specify left (L) or right (R).				

Collaborative surfaces, laminate module - 24" D



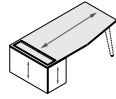
Left (L)



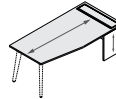
Right (R)

W x D x H (in)	W x D x H (mm)	Code	All Laminate (\$)	HPL Surfaces (\$)
<i>Meeting space. 1 grommet. Must be installed on 1 platform. Can accommodate 1 shelf for a laptop (D1NNN-TABLAP), refer to page 37. Can accommodate 1 electric outlet kit (DNNNS-4DUPC_), refer to page 41. Compatible with most screens, modesty panels and electrical accessories.</i>				
To be ordered separately: 1 leg kit BTL228_, BTL22820_, MTL228 or QTL2, refer to page 28.				
78 x 24 x 21½	1950 x 600 x 547	D_NNS-AS2478A_	783	924
72 x 24 x 21½	1800 x 600 x 547	D_NNS-AS2472A_	775	900
66 x 24 x 21½	1650 x 600 x 547	D_NNS-AS2466A_	759	880
60 x 24 x 21½	1500 x 600 x 547	D_NNS-AS2460A_	746	848
Specify the surface type (1, 2). Specify left (L) or right (R).				
78 x 24 x 22	1950 x 600 x 560	D_NNS-AS2478A_	848	982
72 x 24 x 22	1800 x 600 x 560	D_NNS-AS2472A_	835	961
66 x 24 x 22	1650 x 600 x 560	D_NNS-AS2466A_	810	932
60 x 24 x 22	1500 x 600 x 560	D_NNS-AS2460A_	797	900
Specify the surface type (5, 6). Specify left (L) or right (R).				

Collaborative surfaces, technology module - 36" D



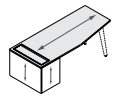
Left (L)



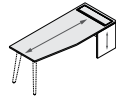
Right (R)

W x D x H (in)	W x D x H (mm)	Code	All Laminate (\$)	HPL Surfaces (\$)
<i>Meeting space. Technology module with swivel-tilt door to access the electrical/communication module. Must be installed on 1 platform. Ledge accommodates small personal electronic devices. The module has 2 liquid proof 120 V electric outlets, 2 2.1A USB outlets, a 108" (2743 mm) cable with cord and ETL certified. Can accommodate 1 shelf for a laptop (D1NNN-TABLAP), refer to page 37. Can accommodate 1 electric outlet kit (DNNNS-4DUPC_), refer to page 41. Compatible with most screens, modesty panels and electrical accessories. Some restrictions apply for screens.</i>				
To be ordered separately: 1 leg kit BTL228_, BTL22830_, MTL228 or QTL2, refer to page 28.				
78 x 36 x 21½	1950 x 900 x 547	D_NNS-AS3678T_	2,331	2,539
72 x 36 x 21½	1800 x 900 x 547	D_NNS-AS3672T_	2,309	2,500
66 x 36 x 21½	1650 x 900 x 547	D_NNS-AS3666T_	2,293	2,466
60 x 36 x 21½	1500 x 900 x 547	D_NNS-AS3660T_	2,272	2,428
Specify the surface type (1, 2). Specify left (L) or right (R).				
78 x 36 x 22	1950 x 900 x 560	D_NNS-AS3678T_	2,428	2,637
72 x 36 x 22	1800 x 900 x 560	D_NNS-AS3672T_	2,397	2,593
66 x 36 x 22	1650 x 900 x 560	D_NNS-AS3666T_	2,375	2,546
60 x 36 x 22	1500 x 900 x 560	D_NNS-AS3660T_	2,346	2,500
Specify the surface type (5, 6). Specify left (L) or right (R).				

Collaborative surfaces, technology module - 30" D



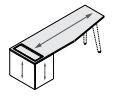
Left (L)



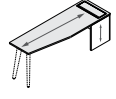
Right (R)

W x D x H (in)	W x D x H (mm)	Code	All Laminate (\$)	HPL Surfaces (\$)
<i>Meeting space. Technology module with swivel-tilt door to access the electrical/communication module. Must be installed on 1 platform. Ledge accommodates small personal electronic devices. The module has 2 liquid proof 120 V electric outlets, 2 2.1A USB outlets, a 108" (2743 mm) cable with cord and ETL certified. Can accommodate 1 shelf for a laptop (D1NNN-TABLAP), refer to page 37. Can accommodate 1 electric outlet kit (DNNNS-4DUPC_), refer to page 41. Compatible with most screens, modesty panels and electrical accessories. Some restrictions apply for screens.</i>				
To be ordered separately: 1 leg kit BTL228_, BTL22824_, MTL228 or QTL2, refer to page 28.				
78 x 30 x 21½	1950 x 750 x 547	D_NNS-AS3078T_	2,272	2,450
72 x 30 x 21½	1800 x 750 x 547	D_NNS-AS3072T_	2,255	2,421
66 x 30 x 21½	1650 x 750 x 547	D_NNS-AS3066T_	2,242	2,390
60 x 30 x 21½	1500 x 750 x 547	D_NNS-AS3060T_	2,228	2,361
Specify the surface type (1, 2). Specify left (L) or right (R).				
78 x 30 x 22	1950 x 750 x 560	D_NNS-AS3078T_	2,272	2,450
72 x 30 x 22	1800 x 750 x 560	D_NNS-AS3072T_	2,255	2,421
66 x 30 x 22	1650 x 750 x 560	D_NNS-AS3066T_	2,242	2,390
60 x 30 x 22	1500 x 750 x 560	D_NNS-AS3060T_	2,228	2,361
Specify the surface type (5, 6). Specify left (L) or right (R).				

Collaborative surfaces, technology module - 24" D



Left (L)



Right (R)

W x D x H (in)	W x D x H (mm)	Code	All Laminate (\$)	HPL Surfaces (\$)
<i>Meeting space. Technology module with swivel-tilt door to access the electrical/communication module. Must be installed on 1 platform. Ledge accommodates small personal electronic devices. The module has 2 liquid proof 120 V electric outlets, 2 2.1A USB outlets, a 108" (2743 mm) cable with cord and ETL certified. Can accommodate 1 shelf for a laptop (D1NNN-TABLAP), refer to page 37. Can accommodate 1 electric outlet kit (DNNNS-4DUPC_), refer to page 41. Compatible with most screens, modesty panels and electrical accessories. Some restrictions apply for screens.</i>				
To be ordered separately: 1 leg kit BTL228_, BTL22820_, MTL228 or QTL2, refer to page 28.				
78 x 24 x 21½	1950 x 600 x 547	D_NNS-AS2478T_	2,228	2,361
72 x 24 x 21½	1800 x 600 x 547	D_NNS-AS2472T_	2,219	2,346
66 x 24 x 21½	1650 x 600 x 547	D_NNS-AS2466T_	2,203	2,324
60 x 24 x 21½	1500 x 600 x 547	D_NNS-AS2460T_	2,196	2,302
Specify the surface type (1, 2). Specify left (L) or right (R).				
78 x 24 x 22	1950 x 600 x 560	D_NNS-AS2478T_	2,293	2,428
72 x 24 x 22	1800 x 600 x 560	D_NNS-AS2472T_	2,279	2,407
66 x 24 x 22	1650 x 600 x 560	D_NNS-AS2466T_	2,266	2,375
60 x 24 x 22	1500 x 600 x 560	D_NNS-AS2460T_	2,248	2,354
Specify the surface type (5, 6). Specify left (L) or right (R).				

2-TONE LAMINATE APPLICATION: SHADED AREA CORRESPONDS TO THE FIRST CODE TO BE SPECIFIED. SECOND LAMINATE CODE WILL BE APPLIED TO THE REST OF THE PRODUCT.



	W x D x H (in)	W x D x H (mm)	Code	All Laminate (\$)	HPL Surfaces (\$)
Collaborative surfaces, laminate module - 36" D	<i>Meeting spaces. 1 grommet. Must be installed on 1 platform. Can accommodate 1 shelf for a laptop (D1NNN-TABLAP), refer to page 37. Can accommodate 1 electric outlet kit (DNNNS-4DUPC_), refer to page 41. Compatible with most screens, modesty panels and electrical accessories.</i>				
	72 x 36 x 21½	1800 x 900 x 547	D_NNS-CS3672A_	857	1,050
Left (L)	66 x 36 x 21½	1650 x 900 x 547	D_NNS-CS3666A_	841	1,011
	60 x 36 x 21½	1500 x 900 x 547	D_NNS-CS3660A_	821	982
Right (R)	Specify the surface type (1, 2). Specify left (L) or right (R).				
	72 x 36 x 22	1800 x 900 x 560	D_NNS-CS3672A_	946	1,140
	66 x 36 x 22	1650 x 900 x 560	D_NNS-CS3666A_	924	1,093
	60 x 36 x 22	1500 x 900 x 560	D_NNS-CS3660A_	894	1,057
	Specify the surface type (5, 6). Specify left (L) or right (R).				

	W x D x H (in)	W x D x H (mm)	Code	All Laminate (\$)	HPL Surfaces (\$)
Collaborative surfaces, technology module - 36" D	<i>Meeting spaces. Technology module with swivel-tilt door to access the electrical/communication module. Must be installed on 1 platform. Ledge accommodates small personal electronic devices. The module has 2 liquid proof 120 V electric outlets, 2 2.1A USB outlets, a 108" (2743 mm) cable with cord and ETL certified. Can accommodate 1 shelf for a laptop (D1NNN-TABLAP), refer to page 37. Can accommodate 1 electric outlet kit (DNNNS-4DUPC_), refer to page 41. Compatible with most screens, modesty panels and electrical accessories. Some restrictions apply for screens.</i>				
	72 x 36 x 21½	1800 x 900 x 547	D_NNS-CS3672T_	2,309	2,500
Left (L)	66 x 36 x 21½	1650 x 900 x 547	D_NNS-CS3666T_	2,293	2,466
	60 x 36 x 21½	1500 x 900 x 547	D_NNS-CS3660T_	2,272	2,428
Right (R)	Specify the surface type (1, 2). Specify left (L) or right (R).				
	72 x 36 x 22	1800 x 900 x 560	D_NNS-CS3672T_	2,397	2,593
	66 x 36 x 22	1650 x 900 x 560	D_NNS-CS3666T_	2,375	2,546
	60 x 36 x 22	1500 x 900 x 560	D_NNS-CS3660T_	2,346	2,500
	Specify the surface type (5, 6). Specify left (L) or right (R).				

DOUBLE WORK SURFACES FOR PLATFORMS

	W x D x H (in)	W x D x H (mm)	Code	All Laminate (\$)	HPL Surfaces (\$)
Double rectangular surfaces, laminate module - 36" D	<i>1 grommet per surface. Must be installed on 1 platform. Can accommodate 2 electric outlet kits (DNNNS-4DUPC_), refer to page 41. Compatible with most screens, modesty panels and electrical accessories.</i>				
	156 x 36 x 21½	3900 x 900 x 547	D_NNS-RSD36156A	1,505	1,915
	144 x 36 x 21½	3600 x 900 x 547	D_NNS-RSD36144A	1,467	1,846
	132 x 36 x 21½	3300 x 900 x 547	D_NNS-RSD36132A	1,430	1,779
	120 x 36 x 21½	3000 x 900 x 547	D_NNS-RSD36120A	1,395	1,714
	Specify the surface type (1, 2).				
	156 x 36 x 22	3900 x 900 x 560	D_NNS-RSD36156A	1,698	2,107
	144 x 36 x 22	3600 x 900 x 560	D_NNS-RSD36144A	1,646	2,027
	132 x 36 x 22	3300 x 900 x 560	D_NNS-RSD36132A	1,592	1,944
	120 x 36 x 22	3000 x 900 x 560	D_NNS-RSD36120A	1,541	1,864
	Specify the surface type (5, 6).				

	W x D x H (in)	W x D x H (mm)	Code	All Laminate (\$)	HPL Surfaces (\$)
Double rectangular surfaces, laminate module - 30" D	<i>1 grommet per surface. Must be installed on 1 platform. Can accommodate 2 electric outlet kits (DNNNS-4DUPC_), refer to page 41. Compatible with most screens, modesty panels and electrical accessories.</i>				
	156 x 30 x 21½	3900 x 750 x 547	D_NNS-RSD30156A	1,423	1,766
	144 x 30 x 21½	3600 x 750 x 547	D_NNS-RSD30144A	1,378	1,698
	132 x 30 x 21½	3300 x 750 x 547	D_NNS-RSD30132A	1,341	1,631
	120 x 30 x 21½	3000 x 750 x 547	D_NNS-RSD30120A	1,297	1,564
	Specify the surface type (1, 2). Edge (N). Accent (S).				
	156 x 30 x 22	3900 x 750 x 560	D_NNS-RSD30156A	1,587	1,928
	144 x 30 x 22	3600 x 750 x 560	D_NNS-RSD30144A	1,527	1,846
	132 x 30 x 22	3300 x 750 x 560	D_NNS-RSD30132A	1,476	1,766
	120 x 30 x 22	3000 x 750 x 560	D_NNS-RSD30120A	1,423	1,685
	Specify the surface type (5, 6). Edge (N). Accent (S).				

	W x D x H (in)	W x D x H (mm)	Code	All Laminate (\$)	HPL Surfaces (\$)
Double rectangular surfaces, laminate module - 24" D	<i>1 grommet per surface. Must be installed on 1 platform. Can accommodate 2 electric outlet kits (DNNNS-4DUPC_), refer to page 41. Compatible with most screens, modesty panels and electrical accessories.</i>				
	156 x 24 x 21½	3900 x 600 x 547	D_NNS-RSD24156A	1,319	1,587
	144 x 24 x 21½	3600 x 600 x 547	D_NNS-RSD24144A	1,289	1,541
	132 x 24 x 21½	3300 x 600 x 547	D_NNS-RSD24132A	1,259	1,489
	120 x 24 x 21½	3000 x 600 x 547	D_NNS-RSD24120A	1,227	1,437
	Specify the surface type (1, 2).				
	156 x 24 x 22	3900 x 600 x 560	D_NNS-RSD24156A	1,446	1,722
	144 x 24 x 22	3600 x 600 x 560	D_NNS-RSD24144A	1,408	1,661
	132 x 24 x 22	3300 x 600 x 560	D_NNS-RSD24132A	1,361	1,601
	120 x 24 x 22	3000 x 600 x 560	D_NNS-RSD24120A	1,326	1,541
	Specify the surface type (5, 6).				

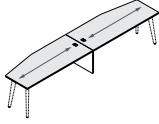
	W x D x H (in)	W x D x H (mm)	Code	All Laminate (\$)	HPL Surfaces (\$)
Double collaborative surfaces, laminate module - 36" D	<i>Meeting spaces. 1 grommet per surface. Must be installed on 1 platform. Can accommodate 2 electric outlet kits (DNNNS-4DUPC_), refer to page 41. Compatible with most screens, modesty panels and electrical accessories.</i>				
	156 x 36 x 21½	3900 x 900 x 547	D_NNS-ASD36156A	1,685	2,092
	144 x 36 x 21½	3600 x 900 x 547	D_NNS-ASD36144A	1,646	2,027
	132 x 36 x 21½	3300 x 900 x 547	D_NNS-ASD36132A	1,608	1,951
	120 x 36 x 21½	3000 x 900 x 547	D_NNS-ASD36120A	1,571	1,884
	Specify the surface type (1, 2).				
	156 x 36 x 22	3900 x 900 x 560	D_NNS-ASD36156A	1,877	2,286
	144 x 36 x 22	3600 x 900 x 560	D_NNS-ASD36144A	1,826	2,203
	132 x 36 x 22	3300 x 900 x 560	D_NNS-ASD36132A	1,774	2,116
	120 x 36 x 22	3000 x 900 x 560	D_NNS-ASD36120A	1,722	2,032
	Specify the surface type (5, 6).				

2-TONE LAMINATE APPLICATION: SHADED AREA CORRESPONDS TO THE FIRST CODE TO BE SPECIFIED. SECOND LAMINATE CODE WILL BE APPLIED TO THE REST OF THE PRODUCT.

= ASSEMBLY REQUIRED



Double collaborative surfaces, laminate module - 30" D



Meeting spaces. 1 grommet per surface. Must be installed on 1 platform. Can accommodate 2 electric outlet kits (DNNNS-4DUPC_), refer to page 41. Compatible with most screens, modesty panels and electrical accessories.
To be ordered separately: 2 leg kits BTL228_, BTL22824_, MTL228 or QTL2, refer to page 28.

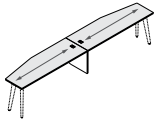
W x D x H (in)	W x D x H (mm)	Code	All Laminate (\$)	HPL Surfaces (\$)
156 x 30 x 21½	3900 x 750 x 547	D_NNS-ASD30156A	1,608	1,951
144 x 30 x 21½	3600 x 750 x 547	D_NNS-ASD30144A	1,571	1,891
132 x 30 x 21½	3300 x 750 x 547	D_NNS-ASD30132A	1,541	1,832
120 x 30 x 21½	3000 x 750 x 547	D_NNS-ASD30120A	1,505	1,774

Specify the surface type (1, 2).

156 x 30 x 22	3900 x 750 x 560	D_NNS-ASD30156A	1,766	2,107
144 x 30 x 22	3600 x 750 x 560	D_NNS-ASD30144A	1,722	2,039
132 x 30 x 22	3300 x 750 x 560	D_NNS-ASD30132A	1,675	1,967
120 x 30 x 22	3000 x 750 x 560	D_NNS-ASD30120A	1,631	1,891

Specify the surface type (5, 6).

Double collaborative surfaces, laminate module - 24" D



Meeting spaces. 1 grommet per surface. Must be installed on 1 platform. Can accommodate 2 electric outlet kits (DNNNS-4DUPC_), refer to page 41. Compatible with most screens, modesty panels and electrical accessories.
To be ordered separately: 2 leg kits BTL228_, BTL22820_, MTL228 or QTL2, refer to page 28.

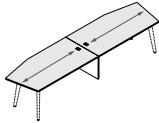
W x D x H (in)	W x D x H (mm)	Code	All Laminate (\$)	HPL Surfaces (\$)
156 x 24 x 21½	3900 x 600 x 547	D_NNS-ASD24156A	1,520	1,795
144 x 24 x 21½	3600 x 600 x 547	D_NNS-ASD24144A	1,497	1,750
132 x 24 x 21½	3300 x 600 x 547	D_NNS-ASD24132A	1,467	1,698
120 x 24 x 21½	3000 x 600 x 547	D_NNS-ASD24120A	1,437	1,646

Specify the surface type (1, 2).

156 x 24 x 22	3900 x 600 x 560	D_NNS-ASD24156A	1,652	1,928
144 x 24 x 22	3600 x 600 x 560	D_NNS-ASD24144A	1,617	1,870
132 x 24 x 22	3300 x 600 x 560	D_NNS-ASD24132A	1,571	1,809
120 x 24 x 22	3000 x 600 x 560	D_NNS-ASD24120A	1,534	1,742

Specify the surface type (5, 6).

Double collaborative surfaces, laminate module - 36" D



Meeting spaces. 1 grommet per surface. Must be installed on 1 platform. Can accommodate 2 electric outlet kits (DNNNS-4DUPC_), refer to page 41. Compatible with most screens, modesty panels and electrical accessories.
To be ordered separately: 2 leg kits BTL228_, BTL22830_, MTL228 or QTL2, refer to page 28.

W x D x H (in)	W x D x H (mm)	Code	All Laminate (\$)	HPL Surfaces (\$)
144 x 36 x 21½	3600 x 900 x 547	D_NNS-CSD36144A	1,646	2,027
132 x 36 x 21½	3300 x 900 x 547	D_NNS-CSD36132A	1,608	1,951
120 x 36 x 21½	3000 x 900 x 547	D_NNS-CSD36120A	1,571	1,884

Specify the surface type (1, 2).

144 x 36 x 22	3600 x 900 x 560	D_NNS-CSD36144A	1,826	2,203
132 x 36 x 22	3300 x 900 x 560	D_NNS-CSD36132A	1,774	2,116
120 x 36 x 22	3000 x 900 x 560	D_NNS-CSD36120A	1,722	2,032

Specify the surface type (5, 6).

RETURN-SURFACES FOR PLATFORMS

Bridge-returns, laminate module - 24" D



Reversible laminate module. 1 grommet. Must be used with 1 platform and be installed to a primary surface. Can accommodate 1 shelf for a laptop (D1NNN-TABLAP), refer to page 37. Can accommodate 1 electric outlet kit (DNNNS-4DUPC_), refer to page 41. Compatible with most screens, modesty panels and electrical accessories.

W x D x H (in)	W x D x H (mm)	Code	All Laminate (\$)	HPL Surfaces (\$)
68 x 24 x 21½	1700 x 600 x 547	D_NNS-BR2468A	617	723
62 x 24 x 21½	1550 x 600 x 547	D_NNS-BR2462A	594	699
56 x 24 x 21½	1400 x 600 x 547	D_NNS-BR2456A	580	679

Specify the surface type (1, 2).

68 x 24 x 22	1700 x 600 x 560	D_NNS-BR2468A	664	783
62 x 24 x 22	1550 x 600 x 560	D_NNS-BR2462A	642	752
56 x 24 x 22	1400 x 600 x 560	D_NNS-BR2456A	627	723

Specify the surface type (5, 6).

Bridge-returns, laminate module - 20" D



Reversible laminate module. 1 grommet. Must be used with 1 platform and be installed to a primary surface. Can accommodate 1 electric outlet kit (DNNNS-4DUPC_), refer to page 41. Compatible with most screens, modesty panels and electrical accessories.

W x D x H (in)	W x D x H (mm)	Code	All Laminate (\$)	HPL Surfaces (\$)
68 x 20 x 21½	1700 x 500 x 547	D_NNS-BR2068A	594	693
62 x 20 x 21½	1550 x 500 x 547	D_NNS-BR2062A	580	671
56 x 20 x 21½	1400 x 500 x 547	D_NNS-BR2056A	575	655

Specify the surface type (1, 2).

68 x 20 x 22	1700 x 500 x 560	D_NNS-BR2068A	642	594
62 x 20 x 22	1550 x 500 x 560	D_NNS-BR2062A	627	642
56 x 20 x 22	1400 x 500 x 560	D_NNS-BR2056A	610	693

Specify the surface type (5, 6).

Return-surfaces - 24" D



Reversible. Must be attached to 1 freestanding table. 1 grommet. Compatible with most screens, modesty panels and electrical accessories.
To be ordered separately: 1 leg kit BTL228_, BTL22824_, MTL228 or QTL2, refer to page 28.

W x D x H (in)	W x D x H (mm)	Code	All Laminate (\$)	HPL Surfaces (\$)
48 x 24 x 1	1200 x 600 x 25	D_NNS-RS2448	261	350
42 x 24 x 1	1050 x 600 x 25	D_NNS-RS2442	246	320
36 x 24 x 1	900 x 600 x 25	D_NNS-RS2436	240	298

Specify the surface type (1, 2).

48 x 24 x 1½	1200 x 600 x 38	D_NNS-RS2448	298	388
42 x 24 x 1½	1050 x 600 x 38	D_NNS-RS2442	285	358
36 x 24 x 1½	900 x 600 x 38	D_NNS-RS2436	267	328

Specify the surface type (5, 6).

Return-surfaces - 20" D



Reversible. Must be attached to 1 freestanding table. 1 grommet. Compatible with most screens, modesty panels and electrical accessories.
To be ordered separately: 1 leg kit BTL228_, BTL22820_, MTL228 or QTL2, refer to page 28.

W x D x H (in)	W x D x H (mm)	Code	All Laminate (\$)	HPL Surfaces (\$)
48 x 20 x 1	1200 x 500 x 25	D_NNS-RS2048	246	320
42 x 20 x 1	1050 x 500 x 25	D_NNS-RS2042	231	298
36 x 20 x 1	900 x 500 x 25	D_NNS-RS2036	224	276

Specify the surface type (1, 2).


48 x 20 x 1½	1200 x 500 x 38	D_NNS-RS2048	276	350
42 x 20 x 1½	1050 x 500 x 38	D_NNS-RS2042	261	328
36 x 20 x 1½	900 x 500 x 38	D_NNS-RS2036	246	305

Specify the surface type (5, 6).


2-TONE LAMINATE APPLICATION: SHADED AREA CORRESPONDS TO THE FIRST CODE TO BE SPECIFIED. SECOND LAMINATE CODE WILL BE APPLIED TO THE REST OF THE PRODUCT.


= ASSEMBLY REQUIRED

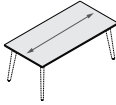
USA - FEBRUARY 2025

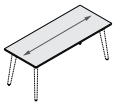
W x D x H (in)	W x D x H (mm)	Code	All Laminate (\$)	HPL Surfaces (\$)
Executive returns				
				
<i>Reversible executive return. To be ordered separately: 1 pedestal and 1 top. Must be used with a platform. Pedestal with 1 box drawer. Pencil tray. 1 file drawer with suspension bar. Lock. Rectangular top. Grommet.</i>				
<i>Top for executive return.</i>				
48 x 18 x 1	1200 x 450 x 25	D_NNS-RTR1848	231	298
42 x 18 x 1	1050 x 450 x 25	D_NNS-RTR1842	224	276
36 x 18 x 1	900 x 450 x 25	D_NNS-RTR1836	210	261
Specify the surface type (1, 2).				
48 x 18 x 1½	1200 x 450 x 38	D_NNS-RTR1848	261	328
42 x 18 x 1½	1050 x 450 x 38	D_NNS-RTR1842	246	305
36 x 18 x 1½	900 x 450 x 38	D_NNS-RTR1836	231	285
Specify the surface type (5, 6). Edge (N). Accent (S).				
<i>Pedestal for executive return.</i>				
18 x 18 x 20½	450 x 450 x 521	DNNPS-RUF181820	848	-


SURFACES FOR FREESTANDING TABLES

Round surfaces				
				
<i>To be ordered separately: 2 leg kits BTL228_, MTL228 or QTL2, refer to page 28.</i>				
60 x 60 x 1	1500 x 1500 x 25	D_NNN-R60	655	924
54 x 54 x 1	1350 x 1350 x 25	D_NNN-R54	610	835
48 x 48 x 1	1200 x 1200 x 25	D_NNN-R48	557	746
42 x 42 x 1	1050 x 1050 x 25	D_NNN-R42	513	655
36 x 36 x 1	900 x 900 x 25	D_NNN-R36	462	557
Specify the surface type (1, 2).				
60 x 60 x 1½	1500 x 1500 x 38	D_NNN-R60	783	1,050
54 x 54 x 1½	1350 x 1350 x 38	D_NNN-R54	714	938
48 x 48 x 1½	1200 x 1200 x 38	D_NNN-R48	647	828
42 x 42 x 1½	1050 x 1050 x 38	D_NNN-R42	580	714
36 x 36 x 1½	900 x 900 x 38	D_NNN-R36	505	604
Specify the surface type (5, 6).				

Square surfaces				
				
<i>To be ordered separately: 2 leg kits BTL228_, MTL228 or QTL2, refer to page 28.</i>				
60 x 60 x 1	1500 x 1500 x 25	D_NNN-SQ60	530	789
54 x 54 x 1	1350 x 1350 x 25	D_NNN-SQ54	477	699
48 x 48 x 1	1200 x 1200 x 25	D_NNN-SQ48	433	610
42 x 42 x 1	1050 x 1050 x 25	D_NNN-SQ42	388	521
36 x 36 x 1	900 x 900 x 25	D_NNN-SQ36	342	433
Specify the surface type (1, 2).				
60 x 60 x 1½	1500 x 1500 x 38	D_NNN-SQ60	647	916
54 x 54 x 1½	1350 x 1350 x 38	D_NNN-SQ54	580	804
48 x 48 x 1½	1200 x 1200 x 38	D_NNN-SQ48	513	699
42 x 42 x 1½	1050 x 1050 x 38	D_NNN-SQ42	454	589
36 x 36 x 1½	900 x 900 x 38	D_NNN-SQ36	388	477
Specify the surface type (5, 6).				

W x D x H (in)	W x D x H (mm)	Code	All Laminate (\$)	HPL Surfaces (\$)
Rectangular surfaces - 36" D				
				
<i>Compatible with most screens, modesty panels and electrical accessories. To be ordered separately: 2 leg kits BTL228_, BTL22836_, MTL228 or QTL2, refer to page 28.</i>				
78 x 36 x 1	1950 x 900 x 25	D_NNN-TR3678	551	759
72 x 36 x 1	1800 x 900 x 25	D_NNN-TR3672	499	693
66 x 36 x 1	1650 x 900 x 25	D_NNN-TR3666	454	627
60 x 36 x 1	1500 x 900 x 25	D_NNN-TR3660	401	557
Specify the surface type (1, 2).				
78 x 36 x 1½	1950 x 900 x 38	D_NNN-TR3678	647	857
72 x 36 x 1½	1800 x 900 x 38	D_NNN-TR3672	589	783
66 x 36 x 1½	1650 x 900 x 38	D_NNN-TR3666	537	707
60 x 36 x 1½	1500 x 900 x 38	D_NNN-TR3660	477	633
Specify the surface type (5, 6).				

Rectangular surfaces - 30" D				
				
<i>Compatible with most screens, modesty panels and electrical accessories. To be ordered separately: 2 leg kits BTL228_, BTL22830_, MTL228 or QTL2, refer to page 28.</i>				
78 x 30 x 1	1950 x 750 x 25	D_NNN-TR3078	513	685
72 x 30 x 1	1800 x 750 x 25	D_NNN-TR3072	462	627
66 x 30 x 1	1650 x 750 x 25	D_NNN-TR3066	417	566
60 x 30 x 1	1500 x 750 x 25	D_NNN-TR3060	373	505
Specify the surface type (1, 2).				
78 x 30 x 1½	1950 x 750 x 38	D_NNN-TR3078	589	759
72 x 30 x 1½	1800 x 750 x 38	D_NNN-TR3072	537	693
66 x 30 x 1½	1650 x 750 x 38	D_NNN-TR3066	483	627
60 x 30 x 1½	1500 x 750 x 38	D_NNN-TR3060	433	566
Specify the surface type (5, 6).				

Rectangular surfaces - 24" D				
				
<i>Compatible with most screens, modesty panels and electrical accessories. To be ordered separately: 2 leg kits BTL228_, BTL22824_, MTL228 or QTL2, refer to page 28.</i>				
78 x 24 x 1	1950 x 600 x 25	D_NNN-TR2478	469	610
72 x 24 x 1	1800 x 600 x 25	D_NNN-TR2472	425	551
66 x 24 x 1	1650 x 600 x 25	D_NNN-TR2466	381	493
60 x 24 x 1	1500 x 600 x 25	D_NNN-TR2460	328	433
Specify the surface type (1, 2).				
78 x 24 x 1½	1950 x 600 x 38	D_NNN-TR2478	537	671
72 x 24 x 1½	1800 x 600 x 38	D_NNN-TR2472	483	610
66 x 24 x 1½	1650 x 600 x 38	D_NNN-TR2466	433	545
60 x 24 x 1½	1500 x 600 x 38	D_NNN-TR2460	381	483
Specify the surface type (5, 6).				

2-TONE LAMINATE APPLICATION: SHADED AREA CORRESPONDS TO THE FIRST CODE TO BE SPECIFIED. SECOND LAMINATE CODE WILL BE APPLIED TO THE REST OF THE PRODUCT.

 = ASSEMBLY REQUIRED



Collaborative surfaces with 1 angle - 36" D

*Compatible with most screens, modesty panels and electrical accessories.
To be ordered separately: 2 leg kits BTL228_ , MTL228, QTL2, refer to page 28 or 1 leg kit BTL22836_ and 1 kit BTL22830_ , refer to page 28.*

W x D x H (in)	W x D x H (mm)	Code	All Laminate (\$)	HPL Surfaces (\$)
78 x 36 x 1	1950 x 900 x 25	D_NNN-TA3678_	655	864
72 x 36 x 1	1800 x 900 x 25	D_NNN-TA3672_	610	797
66 x 36 x 1	1650 x 900 x 25	D_NNN-TA3666_	557	730
60 x 36 x 1	1500 x 900 x 25	D_NNN-TA3660_	505	664

Left (L)

Right (R)

Specify the surface type (1, 2). Specify left (L) or right (R).

78 x 36 x 1½	1950 x 900 x 38	D_NNN-TA3678_	752	970
72 x 36 x 1½	1800 x 900 x 38	D_NNN-TA3672_	610	797
66 x 36 x 1½	1650 x 900 x 38	D_NNN-TA3666_	557	730
60 x 36 x 1½	1500 x 900 x 38	D_NNN-TA3660_	505	664

Specify the surface type (5, 6). Specify left (L) or right (R).

Collaborative surfaces with 1 angle - 30" D

*Compatible with most screens, modesty panels and electrical accessories.
To be ordered separately: 2 leg kits BTL228_ , MTL228, QTL2, refer to page 28 or 1 leg kit BTL22830_ and 1 kit BTL22824_ , refer to page 28.*

W x D x H (in)	W x D x H (mm)	Code	All Laminate (\$)	HPL Surfaces (\$)
78 x 30 x 1	1950 x 750 x 25	D_NNN-TA3078_	617	789
72 x 30 x 1	1800 x 750 x 25	D_NNN-TA3072_	566	723
66 x 30 x 1	1650 x 750 x 25	D_NNN-TA3066_	513	664
60 x 30 x 1	1500 x 750 x 25	D_NNN-TA3060_	462	594

Left (L)

Right (R)

Specify the surface type (1, 2). Specify left (L) or right (R).

78 x 30 x 1½	1950 x 750 x 38	D_NNN-TA3078_	699	872
72 x 30 x 1½	1800 x 750 x 38	D_NNN-TA3072_	642	804
66 x 30 x 1½	1650 x 750 x 38	D_NNN-TA3066_	580	730
60 x 30 x 1½	1500 x 750 x 38	D_NNN-TA3060_	521	655

Specify the surface type (5, 6). Edge (N). Accent (S). Specify left (L) or right (R).

Collaborative surfaces with 1 angle - 24" D

*Compatible with most screens, modesty panels and electrical accessories.
To be ordered separately: 2 leg kits BTL228_ , MTL228, QTL2, refer to page 28 or 1 leg kit BTL22824_ and 1 kit BTL22820_ , refer to page 28.*

W x D x H (in)	W x D x H (mm)	Code	All Laminate (\$)	HPL Surfaces (\$)
78 x 24 x 1	1950 x 600 x 25	D_NNN-TA2478_	580	714
72 x 24 x 1	1800 x 600 x 25	D_NNN-TA2472_	530	655
66 x 24 x 1	1650 x 600 x 25	D_NNN-TA2466_	483	594
60 x 24 x 1	1500 x 600 x 25	D_NNN-TA2460_	433	545

Left (L)

Right (R)

Specify the surface type (1, 2). Specify left (L) or right (R).

78 x 24 x 1½	1950 x 600 x 38	D_NNN-TA2478_	642	783
72 x 24 x 1½	1800 x 600 x 38	D_NNN-TA2472_	589	714
66 x 24 x 1½	1650 x 600 x 38	D_NNN-TA2466_	537	655
60 x 24 x 1½	1500 x 600 x 38	D_NNN-TA2460_	483	589

Specify the surface type (5, 6). Specify left (L) or right (R).

Collaborative surfaces with 2 angles - 36" D

*Compatible with most screens, modesty panels and electrical accessories.
To be ordered separately: 2 leg kits BTL228_ , MTL228, QTL2, refer to page 28 or 1 leg kit BTL22836_ and 1 kit BTL22830_ , refer to page 28.*

W x D x H (in)	W x D x H (mm)	Code	All Laminate (\$)	HPL Surfaces (\$)
78 x 36 x 1	1950 x 900 x 25	D_NNN-TC3678_	655	864
72 x 36 x 1	1800 x 900 x 25	D_NNN-TC3672_	610	797
66 x 36 x 1	1650 x 900 x 25	D_NNN-TC3666_	557	730
60 x 36 x 1	1500 x 900 x 25	D_NNN-TC3660_	505	664

Left (L)

Right (R)

Specify the surface type (1, 2). Specify left (L) or right (R).

78 x 36 x 1½	1950 x 900 x 38	D_NNN-TC3678_	752	970
72 x 36 x 1½	1800 x 900 x 38	D_NNN-TC3672_	699	887
66 x 36 x 1½	1650 x 900 x 38	D_NNN-TC3666_	642	810
60 x 36 x 1½	1500 x 900 x 38	D_NNN-TC3660_	580	738

Specify the surface type (5, 6). Specify left (L) or right (R).

LEG KITS FOR WORK SURFACES

STAD wood legs - 28" H *Kit of 2 wood legs with steel attachment.*

W x D x H (in)	W x D x H (mm)	Code	All Laminate (\$)	HPL Surfaces (\$)
3¼ x 2⅞ x 28	84 x 60 x 711	DNNN_-BTL228_		909

Specify accent color (K, S, W). Specify wood leg color (W20, W21).

STAD wood legs with crosspiece - 28" H *Kit of 2 wood legs with crosspiece and steel attachment. Choose the dimension of the set depending on the depth of the surface.*

W x D x H (in)	W x D x H (mm)	Code	All Laminate (\$)	HPL Surfaces (\$)
36 x 2⅞ x 28	900 x 60 x 711	DNNN_-BTL22836_		961
30 x 2⅞ x 28	750 x 60 x 711	DNNN_-BTL22830_		953
24 x 2⅞ x 28	600 x 60 x 711	DNNN_-BTL22824_		946
20 x 2⅞ x 28	500 x 60 x 711	DNNN_-BTL22820_		938

Specify accent color (K, S, W). Specify wood leg color (W20, W21).

STAD metal legs - 28" H *Kit of 2 aluminum legs.*

W x D x H (in)	W x D x H (mm)	Code	All Laminate (\$)	HPL Surfaces (\$)
3¼ x 2⅞ x 28	84 x 60 x 711	DNNN_-MTL228		364

Specify leg color (K, S, W).

Square metal legs - 28" H *Kit of 2 steel legs. Silver.*

W x D x H (in)	W x D x H (mm)	Code	All Laminate (\$)	HPL Surfaces (\$)
2 x 2 x 28	51 x 51 x 711	DNNNS-QTL2		335

SURFACES FOR OCCASIONAL TABLES

Round surfaces *To be ordered separately: 1 leg kit BTL423_ or MTL423, refer to page 29.*

W x D x H (in)	W x D x H (mm)	Code	All Laminate (\$)	HPL Surfaces (\$)
30 x 30 x 1	750 x 750 x 25	D_NNN-RB30	395	462
24 x 24 x 1	600 x 600 x 25	D_NNN-RB24	373	408

Specify the surface type (1, 2).

30 x 30 x 1½	750 x 750 x 38	D_NNN-RB30	433	499
24 x 24 x 1½	600 x 600 x 38	D_NNN-RB24	388	433

Specify the surface type (5, 6).

Square surfaces *To be ordered separately: 1 leg kit BTL423_ or MTL423, refer to page 29.*

W x D x H (in)	W x D x H (mm)	Code	All Laminate (\$)	HPL Surfaces (\$)
30 x 30 x 1	750 x 750 x 25	D_NNN-SQB30	267	336
24 x 24 x 1	600 x 600 x 25	D_NNN-SQB24	231	285

Specify the surface type (1, 2).

30 x 30 x 1½	750 x 750 x 38	D_NNN-SQB30	298	364
24 x 24 x 1½	600 x 600 x 38	D_NNN-SQB24	253	298

Specify the surface type (5, 6).

Rectangular surfaces *To be ordered separately: 1 leg kit BTL423_ or MTL423, refer to page 29.*

W x D x H (in)	W x D x H (mm)	Code	All Laminate (\$)	HPL Surfaces (\$)
48 x 24 x 1	1200 x 600 x 25	D_NNN-TRB2448	276	358

Specify the surface type (1, 2).

48 x 24 x 1½	1200 x 600 x 38	D_NNN-TRB2448	313	401
--------------	-----------------	---------------	-----	-----

Specify the surface type (5, 6).

Side table *⅝" (16 mm) thick thermofused laminate rectangular top. 1 electronic tablet support included. Metal base.*

W x D x H (in)	W x D x H (mm)	Code	All Laminate (\$)	HPL Surfaces (\$)
18½ x 13 x 26	470 x 330 x 664	DNNN_-RT141725	738	-

Edge (N). Specify the color of the base (K, S, W).

2-TONE LAMINATE APPLICATION: SHADED AREA CORRESPONDS TO THE FIRST CODE TO BE SPECIFIED. SECOND LAMINATE CODE WILL BE APPLIED TO THE REST OF THE PRODUCT.

➤ = ASSEMBLY REQUIRED

W x D x H (in)	W x D x H (mm)	Code	All Laminate (\$)	HPL Surfaces (\$)
----------------	----------------	------	-------------------	-------------------

LEG KITS FOR OCCASIONAL TABLE SURFACES

STAD wood legs - 23" H *Kit of 4 wood legs with steel attachment. Must be installed under 1 occasional table top.*

3 1/4 x 2 3/8 x 23	84 x 60 x 585	D_NNN_-BTL423		1,617
--------------------	---------------	----------------------	--	--------------

Specify accent color (K, S, W). Specify wood leg color (W20, W21).



STAD metal legs - 23" H *Kit of 4 aluminum legs. Must be installed under 1 occasional table top.*

3 1/4 x 2 3/8 x 23	84 x 60 x 585	D_NNN_-MTL423		714
--------------------	---------------	----------------------	--	------------

Specify leg color (K, S, W).


FREESTANDING HEIGHT ADJUSTABLE TABLES

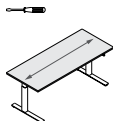
Electric height adjustable rectangular tables, metal C-base - 30" D

Metal C-base. 10' (3040 mm) cable with cord. Compatible with screens, modesty panels.

1" (25 mm) thick top:
Lowest position is 24" (607 mm) and highest position is 49 1/2" (1257 mm).

72 x 30 x 24 - 49 1/2	1800 x 750 x 607-1257	D_NNN-RT3072GC	2,720	2,948
66 x 30 x 24 - 49 1/2	1650 x 750 x 607-1257	D_NNN-RT3066GC	2,702	2,913
60 x 30 x 24 - 49 1/2	1500 x 750 x 607-1257	D_NNN-RT3060GC	2,688	2,884
54 x 30 x 24 - 49 1/2	1350 x 750 x 607-1257	D_NNN-RT3054GC	2,674	2,852

Specify the surface type (1, 2). Specify leg color (K, S, W).



2-grommet option, add G2 at the end of the code and \$164.

1 1/2" (38 mm) thick top:
Lowest position is 24 1/2" (620 mm) and highest position is 50" (1270 mm).

72 x 30 x 24 1/2 - 50	1800 x 750 x 620-1270	D_NNN-RT3072GC	2,790	3,024
66 x 30 x 24 1/2 - 50	1650 x 750 x 620-1270	D_NNN-RT3066GC	2,773	2,978
60 x 30 x 24 1/2 - 50	1500 x 750 x 620-1270	D_NNN-RT3060GC	2,756	2,941
54 x 30 x 24 1/2 - 50	1350 x 750 x 620-1270	D_NNN-RT3054GC	2,733	2,904

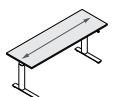
Specify the surface type (5, 6). Specify leg color (K, S, W).

Electric height adjustable rectangular tables, metal C-base - 24" D

Metal C-base. 10' (3040 mm) cable with cord. Compatible with screens, modesty panels.

1" (25 mm) thick top:
Lowest position is 24" (607 mm) and highest position is 49 1/2" (1257 mm).

72 x 24 x 24 - 49 1/2	1800 x 600 x 607-1257	D_NNN-RT2472GC	2,688	2,875
66 x 24 x 24 - 49 1/2	1650 x 600 x 607-1257	D_NNN-RT2466GC	2,674	2,844
60 x 24 x 24 - 49 1/2	1500 x 600 x 607-1257	D_NNN-RT2460GC	2,669	2,814
54 x 24 x 24 - 49 1/2	1350 x 600 x 607-1257	D_NNN-RT2454GC	2,650	2,790



2-grommet option, add G2 at the end of the code and \$164.

1 1/2" (38 mm) thick top:
Lowest position is 24 1/2" (620 mm) and highest position is 50" (1270 mm).

72 x 24 x 24 1/2 - 50	1800 x 600 x 620-1270	D_NNN-RT2472GC	2,749	2,936
66 x 24 x 24 1/2 - 50	1650 x 600 x 620-1270	D_NNN-RT2466GC	2,733	2,896
60 x 24 x 24 1/2 - 50	1500 x 600 x 620-1270	D_NNN-RT2460GC	2,720	2,866
54 x 24 x 24 1/2 - 50	1350 x 600 x 620-1270	D_NNN-RT2454GC	2,697	2,836

Specify the surface type (5, 6). Specify leg color (K, S, W).

Open storage modules, for freestanding height adjustable tables - 13 1/2" H

1 tone only. 1 open storage space and 1 closed storage space with removable panel and 1 grommet. Can accommodate the electrical connection of 1 electric height adjustable table. Must be installed on 1 platform. Can accommodate 1 electric outlet kit (DNNNS-4DUPC_), refer to page 41. 1 communication plate included.

30 x 18 x 13	750 x 450 x 349	D_NNS-BI183013	566	610
24 x 18 x 13	600 x 450 x 349	D_NNS-BI182413	537	580



Left (L)



Right (R)

Specify the surface type (1, 2). Accent (S). Specify left (L) or right (R).

W x D x H (in)	W x D x H (mm)	Code	All Laminate (\$)	HPL Surfaces (\$)
----------------	----------------	------	-------------------	-------------------

Shared open storage modules, for freestanding height adjustable tables - 13 1/2" H

1 tone only. 1 open storage space and 1 closed storage space with removable panel and 1 grommet on each side. Can accommodate the electrical connection of 2 electric height adjustable tables. Must be installed on 1 platform. Can accommodate 1 or 2 electric outlet kits (DNNNS-4DUPC_), (DNNNS-4DUPC_), refer to page 41. 2 communication plates included.

30 x 18 x 13	750 x 450 x 349	D_NNS-DBI183013	642	685
24 x 18 x 13	600 x 450 x 349	D_NNS-DBI182413	604	647



Specify the surface type (1, 2).

HEIGHT ADJUSTABLE TABLES FOR PLATFORMS

Electric height adjustable rectangular tables, integrated base - 30" D

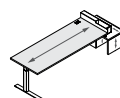
Metal C-base and integrated laminate base with 1 open storage space and 1 closed storage space with removable panel. Grommets on the laminate and surface module. Metal compartment for small personal items. 10' (3040 mm) cable with cord. Compatible with screens, modesty panels. Must be installed on 1 platform. Can accommodate 1 electric outlet kit (DNNNS-4DUPC_), refer to page 41. 1 communication plate included.



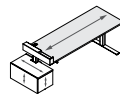
1" (25 mm) thick top:
Lowest position is 24" (607 mm) and highest position is 49 1/2" (1257 mm).

To be ordered separately: If the table is installed on 1 50" (1250 mm) or 62" W (1550 mm) platform, an extra 6" H (152 mm) leg kit is required, refer to page 30.

88 x 30 x 24 - 49 1/2	2207 x 750 x 607-1257	D_NNS-RT3072SGC	3,746	3,976
82 x 30 x 24 - 49 1/2	2057 x 750 x 607-1257	D_NNS-RT3066SGC	3,737	3,948
76 x 30 x 24 - 49 1/2	1907 x 750 x 607-1257	D_NNS-RT3060SGC	3,724	3,918
70 x 30 x 24 - 49 1/2	1757 x 750 x 607-1257	D_NNS-RT3054SGC	3,709	3,881



Left (L)



Right (R)

Specify the surface type (1, 2). Specify leg color (K, S, W). Specify left (L) or right (R).

1 1/2" (38 mm) thick top:
Lowest position is 24 1/2" (620 mm) and highest position is 50" (1270 mm).

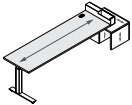
88 x 30 x 24 1/2 - 50	2207 x 750 x 620-1270	D_NNS-RT3072SGC	3,820	4,052
82 x 30 x 24 1/2 - 50	2057 x 750 x 620-1270	D_NNS-RT3066SGC	3,806	4,013
76 x 30 x 24 1/2 - 50	1907 x 750 x 620-1270	D_NNS-RT3060SGC	3,784	3,976
70 x 30 x 24 1/2 - 50	1757 x 750 x 620-1270	D_NNS-RT3054SGC	3,768	3,940

Specify the surface type (5, 6). Specify leg color (K, S, W). Specify left (L) or right (R).

2-TONE LAMINATE APPLICATION: SHADED AREA CORRESPONDS TO THE FIRST CODE TO BE SPECIFIED. SECOND LAMINATE CODE WILL BE APPLIED TO THE REST OF THE PRODUCT.

= ASSEMBLY REQUIRED

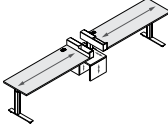


	W x D x H (in)	W x D x H (mm)	Code	All Laminate (\$)	HPL Surfaces (\$)
Electric height adjustable rectangular tables, integrated base - 24" D  Left (L)	88 x 24 x 24-49½	2207 x 600 x 607-1257	D_NNS-RT2472SGC	3,709	3,931
	82 x 24 x 24-49½	2057 x 600 x 607-1257	D_NNS-RT2466SGC	3,693	3,901
	76 x 24 x 24-49½	1907 x 600 x 607-1257	D_NNS-RT2460SGC	3,680	3,872
	70 x 24 x 24-49½	1757 x 600 x 607-1257	D_NNS-RT2454SGC	3,665	3,836

Specify the surface type (1, 2). Specify leg color (K, S, W). Specify left (L) or right (R).

*1½" (38 mm) thick top:
Lowest position is 24½" (620 mm) and highest position is 50" (1270 mm).*

88 x 24 x 24½-50	2207 x 600 x 620-1270	D_NNS-RT2472SGC	3,784	4,007
82 x 24 x 24½-50	2057 x 600 x 620-1270	D_NNS-RT2466SGC	3,761	3,971
76 x 24 x 24½-50	1907 x 600 x 620-1270	D_NNS-RT2460SGC	3,737	3,931
70 x 24 x 24½-50	1757 x 600 x 620-1270	D_NNS-RT2454SGC	3,724	3,895

Electric height adjustable double rectangular tables, integrated base - 30" D

 Left (L)

Metal C-base and integrated laminate base with 1 open storage space and 1 closed storage space with removable panel. Grommets on the laminate and surface module. Metal compartments for small personal items. 10' (3040 mm) cable with cord. Compatible with screens, modesty panels. Must be installed on 1 platform. Can accommodate 1 electric outlet kit (DNNNS-4DUPC_) on each side, refer to page 41. 2 communication plates included.

*1" (25 mm) thick top:
Lowest position is 24" (607 mm) and highest position is 49½" (1257 mm).*

To be ordered separately: If the table is installed on 1 50" (1250 mm) or 62" W (1550 mm) platform, an extra 6" H (152 mm) leg kit is required, refer to page 30.

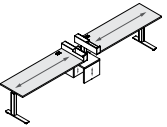
159 x 30 x 24-49½	3964 x 750 x 607-1257	D_NNS-RTD30144SGC	6,860	7,318
147 x 30 x 24-49½	3664 x 750 x 607-1257	D_NNS-RTD30132SGC	6,831	7,254
135 x 30 x 24-49½	3364 x 750 x 607-1257	D_NNS-RTD30120SGC	6,807	7,186
123 x 30 x 24-49½	3064 x 750 x 607-1257	D_NNS-RTD30108SGC	6,778	7,120

Specify the surface type (1, 2). Specify leg color (K, S, W).

*1½" (38 mm) thick top:
Lowest position is 24½" (620 mm) and highest position is 50" (1270 mm).*

159 x 30 x 24½-50	3964 x 750 x 620-1270	D_NNS-RTD30144SGC	7,009	7,469
147 x 30 x 24½-50	3664 x 750 x 620-1270	D_NNS-RTD30132SGC	6,971	7,388
135 x 30 x 24½-50	3364 x 750 x 620-1270	D_NNS-RTD30120SGC	6,927	7,312
123 x 30 x 24½-50	3064 x 750 x 620-1270	D_NNS-RTD30108SGC	6,890	7,230

Specify the surface type (5, 6). Specify leg color (K, S, W).

Electric height adjustable double rectangular tables, integrated base - 24" D

 Left (L)

Metal C-base and integrated laminate base with 1 open storage space and 1 closed storage space with removable panel on each side. Grommets on the laminate and surface module. Metal compartments for small personal items. 10' (3040 mm) cable with cord. Compatible with screens, modesty panels. Must be installed on 1 platform. Can accommodate 1 electric outlet kit (DNNNS-4DUPC_) on each side, refer to page 41. 2 communication plates included.

*1" (25 mm) thick top:
Lowest position is 24" (607 mm) and highest position is 49½" (1257 mm).*

To be ordered separately: If the table is installed on 1 50" (1250 mm) or 62" W (1550 mm) platform, an extra 6" H (152 mm) leg kit is required, refer to page 30.

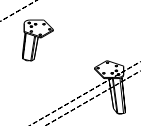
159 x 24 x 24-49½	3964 x 600 x 607-1257	D_NNS-RTD24144SGC	6,738	7,105
147 x 24 x 24-49½	3664 x 600 x 607-1257	D_NNS-RTD24132SGC	6,718	7,052
135 x 24 x 24-49½	3364 x 600 x 607-1257	D_NNS-RTD24120SGC	6,696	7,000
123 x 24 x 24-49½	3064 x 600 x 607-1257	D_NNS-RTD24108SGC	6,673	6,948

Specify the surface type (1, 2). Specify leg color (K, S, W).

*1½" (38 mm) thick top:
Lowest position is 24½" (620 mm) and highest position is 50" (1270 mm).*

159 x 24 x 24½-50	3964 x 600 x 620-1270	D_NNS-RTD24144SGC	6,860	7,225
147 x 24 x 24½-50	3664 x 600 x 620-1270	D_NNS-RTD24132SGC	6,831	7,165
135 x 24 x 24½-50	3364 x 600 x 620-1270	D_NNS-RTD24120SGC	6,791	7,105
123 x 24 x 24½-50	3064 x 600 x 620-1270	D_NNS-RTD24108SGC	6,761	7,038

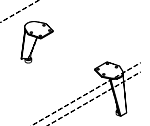
Specify the surface type (5, 6). Specify leg color (K, S, W).

Kit of additional STAD wood legs - 6" H


Kit of 2 wood legs. Can be mounted under 1 50" (1250 mm) or 62" W (1550 mm) platform.

2 x 1¾ x 6	52 x 44 x 152	DNNNS-BTL206	493
------------	---------------	--------------	-----

Specify wood leg color (W20, W21).


Kit of additional STAD metal legs - 6" H


Kit of 2 aluminum legs. Can be mounted under 1 50" (1250 mm) or 62" W (1550 mm) platform.

1⅞ x 2⅞ x 6	41 x 61 x 152	DNNN-MTL206	202
-------------	---------------	-------------	-----

Specify leg color (K, S, W).

FREESTANDING CAFÉ HEIGHT TABLES

Rectangular café height tables, STAD wood legs - 36" D


Wood legs with attachment and steel crosspieces.

78 x 36 x 42	1950 x 900 x 1067	D_NNN-RT367842B	2,866	3,167
72 x 36 x 42	1800 x 900 x 1067	D_NNN-RT367242B	2,814	3,090
66 x 36 x 42	1650 x 900 x 1067	D_NNN-RT366642B	2,773	3,024
60 x 36 x 42	1500 x 900 x 1067	D_NNN-RT366042B	2,726	2,958

Specify the surface type (1, 2). Specify accent color (K, S, W). Specify wood leg color (W20, W21).

78 x 36 x 42½	1950 x 900 x 1079	D_NNN-RT367842B	2,965	3,262
72 x 36 x 42½	1800 x 900 x 1079	D_NNN-RT367242B	2,904	3,179
66 x 36 x 42½	1650 x 900 x 1079	D_NNN-RT366642B	2,852	3,106
60 x 36 x 42½	1500 x 900 x 1079	D_NNN-RT366042B	2,801	3,031

Specify the surface type (5, 6). Specify accent color (K, S, W). Specify wood leg color (W20, W21).

2-TONE LAMINATE APPLICATION: SHADED AREA CORRESPONDS TO THE FIRST CODE TO BE SPECIFIED. SECOND LAMINATE CODE WILL BE APPLIED TO THE REST OF THE PRODUCT.

= ASSEMBLY REQUIRED

Rectangular café height tables, STAD wood legs - 30" D	W x D x H (in)	W x D x H (mm)	Code	All Laminate (\$)	HPL Surfaces (\$)
	<i>Wood legs with attachment and steel crosspieces.</i>				
	78 x 30 x 42	1950 x 750 x 1067	D_NNN-RT307842B	2,830	3,082
	72 x 30 x 42	1800 x 750 x 1067	D_NNN-RT307242B	2,785	3,016
	66 x 30 x 42	1650 x 750 x 1067	D_NNN-RT306642B	2,740	2,958
	60 x 30 x 42	1500 x 750 x 1067	D_NNN-RT306042B	2,697	2,889
Specify the surface type (1, 2). Specify accent color (K, S, W). Specify wood leg color (W20, W21).					
	78 x 30 x 42½	1950 x 750 x 1079	D_NNN-RT307842B	2,913	3,167
	72 x 30 x 42½	1800 x 750 x 1079	D_NNN-RT307242B	2,861	3,090
	66 x 30 x 42½	1650 x 750 x 1079	D_NNN-RT306642B	2,814	3,024
	60 x 30 x 42½	1500 x 750 x 1079	D_NNN-RT306042B	2,762	2,958



Rectangular café height tables, STAD wood legs - 24" D	W x D x H (in)	W x D x H (mm)	Code	All Laminate (\$)	HPL Surfaces (\$)
	<i>Wood legs with attachment and steel crosspieces.</i>				
	78 x 24 x 42	1950 x 600 x 1067	D_NNN-RT247842B	2,801	3,000
	72 x 24 x 42	1800 x 600 x 1067	D_NNN-RT247242B	2,756	2,941
	66 x 24 x 42	1650 x 600 x 1067	D_NNN-RT246642B	2,720	2,884
	60 x 24 x 42	1500 x 600 x 1067	D_NNN-RT246042B	2,674	2,830
Specify the surface type (1, 2). Specify accent color (K, S, W). Specify wood leg color (W20, W21).					
	78 x 24 x 42½	1950 x 600 x 1079	D_NNN-RT247842B	2,866	3,068
	72 x 24 x 42½	1800 x 600 x 1079	D_NNN-RT247242B	2,814	3,000
	66 x 24 x 42½	1650 x 600 x 1079	D_NNN-RT246642B	2,773	2,941
	60 x 24 x 42½	1500 x 600 x 1079	D_NNN-RT246042B	2,726	2,875



Rectangular café height tables, STAD metal legs - 36" D	W x D x H (in)	W x D x H (mm)	Code	All Laminate (\$)	HPL Surfaces (\$)
	<i>Aluminum legs and steel crosspiece.</i>				
	78 x 36 x 42	1950 x 900 x 1067	D_NNN-RT367842M	2,644	2,948
	72 x 36 x 42	1800 x 900 x 1067	D_NNN-RT367242M	2,598	2,875
	66 x 36 x 42	1650 x 900 x 1067	D_NNN-RT366642M	2,554	2,809
	60 x 36 x 42	1500 x 900 x 1067	D_NNN-RT366042M	2,510	2,740
Specify the surface type (1, 2). Specify leg color (K, S, W).					
	78 x 36 x 42½	1950 x 900 x 1079	D_NNN-RT367842M	2,749	3,046
	72 x 36 x 42½	1800 x 900 x 1079	D_NNN-RT367242M	2,688	2,965
	66 x 36 x 42½	1650 x 900 x 1079	D_NNN-RT366642M	2,637	2,889
	60 x 36 x 42½	1500 x 900 x 1079	D_NNN-RT366042M	2,584	2,814



Rectangular café height tables, STAD metal legs - 30" D	W x D x H (in)	W x D x H (mm)	Code	All Laminate (\$)	HPL Surfaces (\$)
	<i>Aluminum legs and steel crosspiece.</i>				
	78 x 30 x 42	1950 x 750 x 1067	D_NNN-RT307842M	2,615	2,866
	72 x 30 x 42	1800 x 750 x 1067	D_NNN-RT307242M	2,569	2,801
	66 x 30 x 42	1650 x 750 x 1067	D_NNN-RT306642M	2,524	2,740
	60 x 30 x 42	1500 x 750 x 1067	D_NNN-RT306042M	2,481	2,674
Specify the surface type (1, 2). Specify leg color (K, S, W).					
	78 x 30 x 42½	1950 x 750 x 1079	D_NNN-RT307842M	2,697	2,948
	72 x 30 x 42½	1800 x 750 x 1079	D_NNN-RT307242M	2,644	2,875
	66 x 30 x 42½	1650 x 750 x 1079	D_NNN-RT306642M	2,598	2,809
	60 x 30 x 42½	1500 x 750 x 1079	D_NNN-RT306042M	2,546	2,740

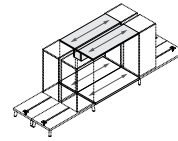


Rectangular café height tables, STAD metal legs - 24" D	W x D x H (in)	W x D x H (mm)	Code	All Laminate (\$)	HPL Surfaces (\$)
	<i>Aluminum legs and steel crosspiece.</i>				
	78 x 24 x 42	1950 x 600 x 1067	D_NNN-RT247842M	2,584	2,785
	72 x 24 x 42	1800 x 600 x 1067	D_NNN-RT247242M	2,539	2,726
	66 x 24 x 42	1650 x 600 x 1067	D_NNN-RT246642M	2,500	2,669
	60 x 24 x 42	1500 x 600 x 1067	D_NNN-RT246042M	2,459	2,615
Specify the surface type (1, 2). Specify leg color (K, S, W).					
	78 x 24 x 42½	1950 x 600 x 1079	D_NNN-RT247842M	2,650	2,844
	72 x 24 x 42½	1800 x 600 x 1079	D_NNN-RT247242M	2,598	2,785
	66 x 24 x 42½	1650 x 600 x 1079	D_NNN-RT246642M	2,554	2,726
	60 x 24 x 42½	1500 x 600 x 1079	D_NNN-RT246042M	2,510	2,659

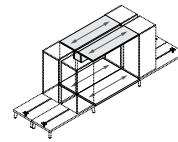


JUNCTIONS FOR 2 TO 4 CABINETS

Junctions for 4 cabinets	<i>1" (25 mm) thick top. Horizontal laminate raceway for wire management. Footrest: 1½" (38 mm). Can accommodate 1 wire channel and electrical components. Must use 4 storage cabinets of same height.</i>				
	56 x 40 x 9	1400 x 1000 x 236	D_NNS-BDCQ5609	2,196	2,533
	50 x 40 x 9	1250 x 1000 x 236	D_NNS-BDCQ5009	2,070	2,369
	44 x 40 x 9	1100 x 1000 x 236	D_NNS-BDCQ4409	1,944	2,214
	38 x 40 x 9	950 x 1000 x 236	D_NNS-BDCQ3809	1,817	2,048

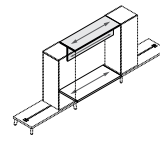


Electrified junctions for 4 cabinets	<i>1" (25 mm) thick top. Horizontal laminate raceway for wire management. Footrest: 1½" (38 mm). Must use 4 storage cabinets of same height. 1 wire channel, 1 pass cable and a H connector included.</i>				
	56 x 40 x 9	1400 x 1000 x 236	D_NNS-BDCQ5609E	2,778	3,114
	50 x 40 x 9	1250 x 1000 x 236	D_NNS-BDCQ5009E	2,615	2,913
	44 x 40 x 9	1100 x 1000 x 236	D_NNS-BDCQ4409E	2,459	2,720
	38 x 40 x 9	950 x 1000 x 236	D_NNS-BDCQ3809E	2,302	2,524

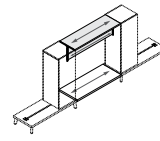


Electrical module option (LGC-PCQ1USB2P): specify PC at the end of the surface code and add \$783.

Junctions for 2 cabinets, laminate back - 14" H	<i>1" (25 mm) thick top. Must use 2 storage cabinets of same height. 13" H (325 mm) centered laminate back. Footrest: 1½" (38 mm). Can accommodate 1 wire channel and electrical components.</i>				
	56 x 20 x 14	1400 x 500 x 350	D_NNS-BDCD5614	880	1,044
	50 x 20 x 14	1250 x 500 x 350	D_NNS-BDCD5014	810	961
	44 x 20 x 14	1100 x 500 x 350	D_NNS-BDCD4414	752	887
	38 x 20 x 14	950 x 500 x 350	D_NNS-BDCD3814	693	804



Junctions for 2 cabinets, acrylic back - 14" H	<i>1" (25 mm) thick top. Must use 2 storage cabinets of same height. 13" H (325 mm) centered back in translucent acrylic. Footrest: 1½" (38 mm). Can accommodate 1 wire channel and electrical components.</i>				
	56 x 20 x 14	1400 x 500 x 350	D_NNS-BDCD5614	1,177	1,341
	50 x 20 x 14	1250 x 500 x 350	D_NNS-BDCD5014	1,110	1,259
	44 x 20 x 14	1100 x 500 x 350	D_NNS-BDCD4414	1,050	1,186
	38 x 20 x 14	950 x 500 x 350	D_NNS-BDCD3814	991	1,102



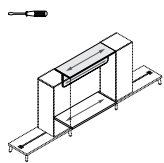
2-TONE LAMINATE APPLICATION: SHADED AREA CORRESPONDS TO THE FIRST CODE TO BE SPECIFIED. SECOND LAMINATE CODE WILL BE APPLIED TO THE REST OF THE PRODUCT.

= ASSEMBLY REQUIRED



Junctions for 2 cabinets, fabric back - 14" H

1" (25 mm) thick top. Must use 2 storage cabinets of same height. 13" H (325 mm) centered laminate back. Footrest: 1½" (38 mm). Can accommodate 1 wire channel and electrical components.



To be ordered separately: 13" H fabric back. These prices are applicable for Lacasse Grade 1 and 2 fabrics. For other Lacasse grades add: Grade 3: 15%, Grade 4: 20%, Grade 5: 25%, Grade 6: 30%, Grade 8: 35%.

Junctions for 2 cabinets

W x D x H (in)	W x D x H (mm)	Code	All Laminate (\$)	HPL Surfaces (\$)
56 x 20 x 1	1400 x 500 x 25	D_NFS-BDCD56	738	909
50 x 20 x 1	1250 x 500 x 25	D_NFS-BDCD50	685	835
44 x 20 x 1	1100 x 500 x 25	D_NFS-BDCD44	627	759
38 x 20 x 1	950 x 500 x 25	D_NFS-BDCD38	575	685

Specify the surface type (1, 2).

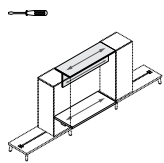
13" H fabric back - 1 tone

56 x 1¼ x 13	1400 x 32 x 324	DFD5613	684
50 x 1¼ x 13	1250 x 32 x 324	DFD5013	666
44 x 1¼ x 13	1100 x 32 x 324	DFD4413	646
38 x 1¼ x 13	950 x 32 x 324	DFD3813	628

Specify the fabric code at the end of the product code.

Electrified junctions for 2 cabinets, laminate back - 14" H

1" (25 mm) thick top. Must use 2 storage cabinets of same height. 13" H (325 mm) centered laminate back. Footrest: 1½" (38 mm). 1 wire channel, 1 pass cable and a H connector included.

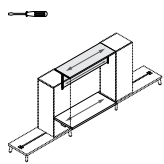


56 x 20 x 14	1400 x 500 x 350	D_NNS-BDCD5614E	1,452	1,623
50 x 20 x 14	1250 x 500 x 350	D_NNS-BDCD5014E	1,354	1,505
44 x 20 x 14	1100 x 500 x 350	D_NNS-BDCD4414E	1,268	1,395
38 x 20 x 14	950 x 500 x 350	D_NNS-BDCD3814E	1,169	1,280

Specify the surface type (1, 2).

Electrified junctions for 2 cabinets, acrylic back - 14" H

1" (25 mm) thick top. Must use 2 storage cabinets of same height. 13" H (325 mm) centered back in translucent acrylic. Footrest: 1½" (38 mm). 1 wire channel, 1 pass cable and a H connector included.



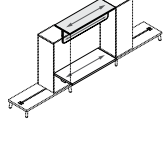
56 x 20 x 14	1400 x 500 x 350	D_NTS-BDCD5614E	1,750	1,922
50 x 20 x 14	1250 x 500 x 350	D_NTS-BDCD5014E	1,652	1,802
44 x 20 x 14	1100 x 500 x 350	D_NTS-BDCD4414E	1,564	1,692
38 x 20 x 14	950 x 500 x 350	D_NTS-BDCD3814E	1,467	1,580

Specify the surface type (1, 2).

Electrified junctions for 2 cabinets, fabric back - 14" H

1" (25 mm) thick top. Must use 2 storage cabinets of same height. Footrest: 1½" (38 mm). 1 wire channel, 1 pass cable and a H connector included.

To be ordered separately: 13" H fabric back. These prices are applicable for Lacasse Grade 1 and 2 fabrics. For other Lacasse grades add: Grade 3: 15%, Grade 4: 20%, Grade 5: 25%, Grade 6: 30%, Grade 8: 35%.



Electrified junctions for 2 cabinets

56 x 20 x 1	1400 x 500 x 25	D_NFS-BDCD56E	1,319	1,483
50 x 20 x 1	1250 x 500 x 25	D_NFS-BDCD50E	1,227	1,378
44 x 20 x 1	1100 x 500 x 25	D_NFS-BDCD44E	1,140	1,268
38 x 20 x 1	950 x 500 x 25	D_NFS-BDCD38E	1,050	1,162

Specify the surface type (1, 2).

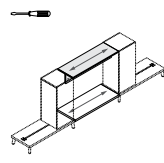
13" H fabric back - 1 tone

56 x 1¼ x 13	1400 x 32 x 324	DFD5613	684
50 x 1¼ x 13	1250 x 32 x 324	DFD5013	666
44 x 1¼ x 13	1100 x 32 x 324	DFD4413	646
38 x 1¼ x 13	950 x 32 x 324	DFD3813	628

Specify the fabric code at the end of the product code.

Junctions for 2 cabinets, laminate back - 9" H

1" (25 mm) thick top. Must use 2 storage cabinets of same height. 8" H (205 mm) centered laminate back. Footrest: 1½" (38 mm). Can accommodate 1 wire channel and electrical components.

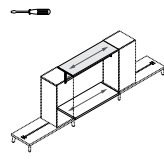


W x D x H (in)	W x D x H (mm)	Code	All Laminate (\$)	HPL Surfaces (\$)
56 x 20 x 9	1400 x 500 x 236	D_NNS-BDCD5609	864	1,029
50 x 20 x 9	1250 x 500 x 236	D_NNS-BDCD5009	804	953
44 x 20 x 9	1100 x 500 x 236	D_NNS-BDCD4409	738	872
38 x 20 x 9	950 x 500 x 236	D_NNS-BDCD3809	679	797

Specify the surface type (1, 2).

Junctions for 2 cabinets, acrylic back - 9" H

1" (25 mm) thick top. Must use 2 storage cabinets of same height. 8" H (205 mm) centered laminate back. Footrest: 1½" (38 mm). Can accommodate 1 wire channel and electrical components.



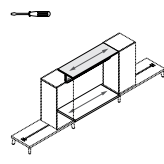
56 x 20 x 9	1400 x 500 x 236	D_NTS-BDCD5609	1,162	1,326
50 x 20 x 9	1250 x 500 x 236	D_NTS-BDCD5009	1,102	1,250
44 x 20 x 9	1100 x 500 x 236	D_NTS-BDCD4409	1,035	1,169
38 x 20 x 9	950 x 500 x 236	D_NTS-BDCD3809	976	1,093

Specify the surface type (1, 2).

Junctions for 2 cabinets, fabric back - 9" H

Junction made of 1 top with a centered back and a footrest. 1" (25 mm) thick top. Must use 2 storage cabinets of same height. Footrest with grommet: 1½" (38 mm). Can accommodate 1 wire channel and electrical components.

To be ordered separately: 8" H fabric back. These prices are applicable for Lacasse Grade 1 and 2 fabrics. For other Lacasse grades add: Grade 3: 15%, Grade 4: 20%, Grade 5: 25%, Grade 6: 30%, Grade 8: 35%.



Junctions for 2 cabinets

56 x 20 x 1	1400 x 500 x 25	D_NFS-BDCD56	738	909
50 x 20 x 1	1250 x 500 x 25	D_NFS-BDCD50	685	835
44 x 20 x 1	1100 x 500 x 25	D_NFS-BDCD44	627	759
38 x 20 x 1	950 x 500 x 25	D_NFS-BDCD38	575	685

Specify the surface type (1, 2).

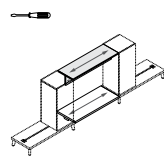
8" H fabric back - 1 tone

56 x 1¼ x 8	1400 x 32 x 211	DFD5608	650
50 x 1¼ x 8	1250 x 32 x 211	DFD5008	633
44 x 1¼ x 8	1100 x 32 x 211	DFD4408	617
38 x 1¼ x 8	950 x 32 x 211	DFD3808	603

Specify the fabric code at the end of the product code.

Electrified junctions for 2 cabinets, laminate back - 9" H

1" (25 mm) thick top. Must use 2 storage cabinets of same height. 8" H (205 mm) centered laminate back. Footrest: 1½" (38 mm). 1 wire channel, 1 pass cable and a H connector included.

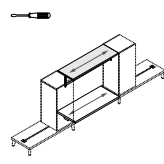


56 x 20 x 9	1400 x 500 x 236	D_NNS-BDCD5609E	1,437	1,608
50 x 20 x 9	1250 x 500 x 236	D_NNS-BDCD5009E	1,348	1,497
44 x 20 x 9	1100 x 500 x 236	D_NNS-BDCD4409E	1,250	1,384
38 x 20 x 9	950 x 500 x 236	D_NNS-BDCD3809E	1,155	1,274

Specify the surface type (1, 2).

Electrified junctions for 2 cabinets, acrylic back - 9" H

1" (25 mm) thick top. Must use 2 storage cabinets of same height. 8" H (205 mm) centered back in translucent acrylic. Footrest: 1½" (38 mm). 1 wire channel, 1 pass cable and a H connector included.



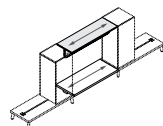
56 x 20 x 9	1400 x 500 x 236	D_NTS-BDCD5609E	1,736	1,907
50 x 20 x 9	1250 x 500 x 236	D_NTS-BDCD5009E	1,646	1,795
44 x 20 x 9	1100 x 500 x 236	D_NTS-BDCD4409E	1,550	1,685
38 x 20 x 9	950 x 500 x 236	D_NTS-BDCD3809E	1,452	1,571

Specify the surface type (1, 2).

2-TONE LAMINATE APPLICATION: SHADED AREA CORRESPONDS TO THE FIRST CODE TO BE SPECIFIED. SECOND LAMINATE CODE WILL BE APPLIED TO THE REST OF THE PRODUCT.

= ASSEMBLY REQUIRED

W x D x H (in)	W x D x H (mm)	Code	All Laminate (\$)	HPL Surfaces (\$)
----------------	----------------	------	-------------------	-------------------

Electrified junctions for 2 cabinets, fabric back - 9" H


Junction made of 1 top with a centered back and a footrest. 1" (25 mm) thick top. Must use 2 storage cabinets of same height. Footrest: 1½" (38 mm). 1 wire channel, 1 pass cable and a H connector included.

To be ordered separately: 8" H fabric back. These prices are applicable for Lacasse Grade 1 and 2 fabrics. For other Lacasse grades add: Grade 3: 15%, Grade 4: 20%, Grade 5: 25%, Grade 6: 30%, Grade 8: 35%.

Electrified junctions for 2 cabinets				
56 x 20 x 1	1400 x 500 x 25	D_NFS-BDCD56E	1,319	1,483
50 x 20 x 1	1250 x 500 x 25	D_NFS-BDCD50E	1,227	1,378
44 x 20 x 1	1100 x 500 x 25	D_NFS-BDCD44E	1,140	1,268
38 x 20 x 1	950 x 500 x 25	D_NFS-BDCD38E	1,050	1,162

Specify the surface type (1, 2).

8" H fabric back - 1 tone

56 x 1¼ x 8	1400 x 32 x 211	DFD5608		650
50 x 1¼ x 8	1250 x 32 x 211	DFD5008		633
44 x 1¼ x 8	1100 x 32 x 211	DFD4408		617
38 x 1¼ x 8	950 x 32 x 211	DFD3808		603

Specify the fabric code at the end of the product code.

JUNCTIONS FOR 1 CABINET
Junctions for 1 cabinet, laminate back - 25" H


Left (L)



Right (R)

1" (25 mm) thick top. Must be used with a 46½" (1182 mm) storage cabinet and positioned on a surface. 13" H (325 mm) laminate back.

78 x 16¼ x 25	1950 x 414 x 635	D_NNS-TBR7825	627	759
72 x 16¼ x 25	1800 x 414 x 635	D_NNS-TBR7225	617	738
66 x 16¼ x 25	1650 x 414 x 635	D_NNS-TBR6625	604	714
60 x 16¼ x 25	1500 x 414 x 635	D_NNS-TBR6025	594	693
54 x 16¼ x 25	1350 x 414 x 635	D_NNS-TBR5425	580	671
48 x 16¼ x 25	1200 x 414 x 635	D_NNS-TBR4825	566	647
42 x 16¼ x 25	1050 x 414 x 635	D_NNS-TBR4225	557	627
36 x 16¼ x 25	900 x 414 x 635	D_NNS-TBR3625	545	604
30 x 16¼ x 25	750 x 414 x 635	D_NNS-TBR3025	537	580

Specify the surface type (1, 2). Specify left (L) or right (R).

Junctions for 1 cabinet, acrylic back - 25" H


Left (L)



Right (R)

1" (25 mm) thick top. Must be used with a 46½" (1182 mm) storage cabinet and positioned on a surface. 13" H (325 mm) translucent acrylic back.

78 x 16¼ x 25	1950 x 414 x 635	D_NTS-TBR7825	924	1,057
72 x 16¼ x 25	1800 x 414 x 635	D_NTS-TBR7225	916	1,035
66 x 16¼ x 25	1650 x 414 x 635	D_NTS-TBR6625	900	1,011
60 x 16¼ x 25	1500 x 414 x 635	D_NTS-TBR6025	894	991
54 x 16¼ x 25	1350 x 414 x 635	D_NTS-TBR5425	880	970
48 x 16¼ x 25	1200 x 414 x 635	D_NTS-TBR4825	864	946
42 x 16¼ x 25	1050 x 414 x 635	D_NTS-TBR4225	857	924
36 x 16¼ x 25	900 x 414 x 635	D_NTS-TBR3625	841	900
30 x 16¼ x 25	750 x 414 x 635	D_NTS-TBR3025	835	880

Specify the surface type (1, 2). Specify left (L) or right (R).

Junctions for 1 cabinet, fabric back - 25" H


Left (L)



Right (R)

1" (25 mm) thick top. Must be used with a 46½" (1182 mm) storage cabinet and positioned on a surface.

To be ordered separately: 13" H fabric back. These prices are applicable for Lacasse Grade 1 and 2 fabrics. For other Lacasse grades add: Grade 3: 15%, Grade 4: 20%, Grade 5: 25%, Grade 6: 30%, Grade 8: 35%.

25" H junctions for 1 cabinet

78 x 16¼ x 25	1950 x 414 x 635	D_NFS-TBR7825	493	617
72 x 16¼ x 25	1800 x 414 x 635	D_NFS-TBR7225	483	604
66 x 16¼ x 25	1650 x 414 x 635	D_NFS-TBR6625	477	580
60 x 16¼ x 25	1500 x 414 x 635	D_NFS-TBR6025	469	566
54 x 16¼ x 25	1350 x 414 x 635	D_NFS-TBR5425	462	551
48 x 16¼ x 25	1200 x 414 x 635	D_NFS-TBR4825	454	537
42 x 16¼ x 25	1050 x 414 x 635	D_NFS-TBR4225	445	513
36 x 16¼ x 25	900 x 414 x 635	D_NFS-TBR3625	440	499
30 x 16¼ x 25	750 x 414 x 635	D_NFS-TBR3025	433	483

Specify the surface type (1, 2). Specify left (L) or right (R).

13" H fabric back - 1 tone

77 x 1¼ x 13	1925 x 32 x 324	DFS7713		753
71 x 1¼ x 13	1775 x 32 x 324	DFS7113		738
65 x 1¼ x 13	1600 x 32 x 324	DFS6513		719
59 x 1¼ x 13	1475 x 32 x 324	DFS5913		696
53 x 1¼ x 13	1325 x 32 x 324	DFS5313		679
47 x 1¼ x 13	1175 x 32 x 324	DFS4713		657
41 x 1¼ x 13	1025 x 32 x 324	DFS4113		640
35 x 1¼ x 13	875 x 32 x 324	DFS3513		618
29 x 1¼ x 13	725 x 32 x 324	DFS2913		602

Specify the fabric code at the end of the product code.

Junctions for 1 cabinet, laminate back - 19" H


Left (L)



Right (R)

1" (25 mm) thick top. Must be used with a 40½" (1029 mm) storage cabinet and positioned on a surface. 8" H (205 mm) laminate back.

78 x 16¼ x 19	1950 x 414 x 482	D_NNS-TBR7819	604	730
72 x 16¼ x 19	1800 x 414 x 482	D_NNS-TBR7219	594	714
66 x 16¼ x 19	1650 x 414 x 482	D_NNS-TBR6619	580	693
60 x 16¼ x 19	1500 x 414 x 482	D_NNS-TBR6019	575	671
54 x 16¼ x 19	1350 x 414 x 482	D_NNS-TBR5419	557	647
48 x 16¼ x 19	1200 x 414 x 482	D_NNS-TBR4819	551	633
42 x 16¼ x 19	1050 x 414 x 482	D_NNS-TBR4219	537	610
36 x 16¼ x 19	900 x 414 x 482	D_NNS-TBR3619	530	589
30 x 16¼ x 19	750 x 414 x 482	D_NNS-TBR3019	521	566

Specify the surface type (1, 2). Specify left (L) or right (R).

Junctions for 1 cabinet, acrylic back - 19" H


Left (L)



Right (R)

1" (25 mm) thick top. Must be used with a 40½" (1029 mm) storage cabinet and positioned on a surface. 8" H (205 mm) translucent acrylic back.

78 x 16¼ x 19	1950 x 414 x 482	D_NTS-TBR7819	900	1,029
72 x 16¼ x 19	1800 x 414 x 482	D_NTS-TBR7219	894	1,011
66 x 16¼ x 19	1650 x 414 x 482	D_NTS-TBR6619	880	991
60 x 16¼ x 19	1500 x 414 x 482	D_NTS-TBR6019	872	970
54 x 16¼ x 19	1350 x 414 x 482	D_NTS-TBR5419	857	946
48 x 16¼ x 19	1200 x 414 x 482	D_NTS-TBR4819	848	932
42 x 16¼ x 19	1050 x 414 x 482	D_NTS-TBR4219	835	909
36 x 16¼ x 19	900 x 414 x 482	D_NTS-TBR3619	828	887
30 x 16¼ x 19	750 x 414 x 482	D_NTS-TBR3019	821	864

Specify the surface type (1, 2). Specify left (L) or right (R).

2-TONE LAMINATE APPLICATION: SHADED AREA CORRESPONDS TO THE FIRST CODE TO BE SPECIFIED. SECOND LAMINATE CODE WILL BE APPLIED TO THE REST OF THE PRODUCT.

= ASSEMBLY REQUIRED



Junctions for 1 cabinet, fabric back - 19" H

1" (25 mm) thick top. Must be used with a 40 1/2" (1029 mm) storage cabinet and positioned on a surface.

To be ordered separately: 8" H fabric back. These prices are applicable for Lacasse Grade 1 and 2 fabrics. For other Lacasse grades add: Grade 3: 15%, Grade 4: 20%, Grade 5: 25%, Grade 6: 30%, Grade 8: 35%.

W x D x H (in)	W x D x H (mm)	Code	All Laminate (\$)	HPL Surfaces (\$)
19" H junctions for 1 cabinet				
78 x 16 1/4 x 19	1950 x 414 x 482	D_NFS-TBR7819	483	610
72 x 16 1/4 x 19	1800 x 414 x 482	D_NFS-TBR7219	454	575
66 x 16 1/4 x 19	1650 x 414 x 482	D_NFS-TBR6619	433	545
60 x 16 1/4 x 19	1500 x 414 x 482	D_NFS-TBR6019	408	505
54 x 16 1/4 x 19	1350 x 414 x 482	D_NFS-TBR5419	381	469
48 x 16 1/4 x 19	1200 x 414 x 482	D_NFS-TBR4819	358	433
42 x 16 1/4 x 19	1050 x 414 x 482	D_NFS-TBR4219	328	401
36 x 16 1/4 x 19	900 x 414 x 482	D_NFS-TBR3619	305	364
30 x 16 1/4 x 19	750 x 414 x 482	D_NFS-TBR3019	285	328

Specify the surface type (1, 2). Specify left (L) or right (R).

8" H fabric back - 1 tone

77 x 1 1/4 x 8	1925 x 32 x 211	DFS7708	707
71 x 1 1/4 x 8	1775 x 32 x 211	DFS7108	693
65 x 1 1/4 x 8	1600 x 32 x 211	DFS6508	677
59 x 1 1/4 x 8	1475 x 32 x 211	DFS5908	657
53 x 1 1/4 x 8	1325 x 32 x 211	DFS5308	643
47 x 1 1/4 x 8	1175 x 32 x 211	DFS4708	628
41 x 1 1/4 x 8	1025 x 32 x 211	DFS4108	610
35 x 1 1/4 x 8	875 x 32 x 211	DFS3508	599
29 x 1 1/4 x 8	725 x 32 x 211	DFS2908	580

Specify the fabric code at the end of the product code.

Junctions for 1 cabinet, laminate back - 13" H

1" (25 mm) thick top. Must be used with a 34 1/2" H (877 mm) storage cabinet and positioned on a surface. 8" H (205 mm) laminate back.

78 x 16 1/4 x 13	1950 x 414 x 330	D_NNS-TBR7813	594	723
72 x 16 1/4 x 13	1800 x 414 x 330	D_NNS-TBR7213	580	707
66 x 16 1/4 x 13	1650 x 414 x 330	D_NNS-TBR6613	575	685
60 x 16 1/4 x 13	1500 x 414 x 330	D_NNS-TBR6013	566	664
54 x 16 1/4 x 13	1350 x 414 x 330	D_NNS-TBR5413	551	642
48 x 16 1/4 x 13	1200 x 414 x 330	D_NNS-TBR4813	545	627
42 x 16 1/4 x 13	1050 x 414 x 330	D_NNS-TBR4213	530	604
36 x 16 1/4 x 13	900 x 414 x 330	D_NNS-TBR3613	521	580
30 x 16 1/4 x 13	750 x 414 x 330	D_NNS-TBR3013	513	557

Specify the surface type (1, 2). Specify left (L) or right (R).

Junctions for 1 cabinet, acrylic back - 13" H

1" (25 mm) thick top. Must be used with a 34 1/2" H (877 mm) storage cabinet and positioned on a surface. 8" H (205 mm) translucent acrylic back.

78 x 16 1/4 x 13	1950 x 414 x 330	D_NTS-TBR7813	894	1,021
72 x 16 1/4 x 13	1800 x 414 x 330	D_NTS-TBR7213	880	1,006
66 x 16 1/4 x 13	1650 x 414 x 330	D_NTS-TBR6613	872	982
60 x 16 1/4 x 13	1500 x 414 x 330	D_NTS-TBR6013	864	961
54 x 16 1/4 x 13	1350 x 414 x 330	D_NTS-TBR5413	848	938
48 x 16 1/4 x 13	1200 x 414 x 330	D_NTS-TBR4813	841	924
42 x 16 1/4 x 13	1050 x 414 x 330	D_NTS-TBR4213	828	900
36 x 16 1/4 x 13	900 x 414 x 330	D_NTS-TBR3613	821	880
30 x 16 1/4 x 13	750 x 414 x 330	D_NTS-TBR3013	810	857

Specify the surface type (1, 2). Specify left (L) or right (R).

Junctions for 1 cabinet, fabric back - 13" H

1" (25 mm) thick top. Must be used with a 34 1/2" H (877 mm) storage cabinet and positioned on a surface.

To be ordered separately: 8" H fabric back. Refer to the current Lacasse upholstery selection guide. These prices are applicable for United Chair® Grade 1 and 2 fabric. For other United Chair® grades add: Grade 3: 15%, Grade 4: 20%, Grade 5: 25%, Grade 6: 30%, Grade 8: 35%.

W x D x H (in)	W x D x H (mm)	Code	All Laminate (\$)	HPL Surfaces (\$)
13" H junctions for 1 cabinet				
78 x 16 1/4 x 13	1950 x 414 x 330	D_NFS-TBR7813	469	604
72 x 16 1/4 x 13	1800 x 414 x 330	D_NFS-TBR7213	445	566
66 x 16 1/4 x 13	1650 x 414 x 330	D_NFS-TBR6613	425	530
60 x 16 1/4 x 13	1500 x 414 x 330	D_NFS-TBR6013	395	499
54 x 16 1/4 x 13	1350 x 414 x 330	D_NFS-TBR5413	373	462
48 x 16 1/4 x 13	1200 x 414 x 330	D_NFS-TBR4813	350	425
42 x 16 1/4 x 13	1050 x 414 x 330	D_NFS-TBR4213	320	395
36 x 16 1/4 x 13	900 x 414 x 330	D_NFS-TBR3613	298	358
30 x 16 1/4 x 13	750 x 414 x 330	D_NFS-TBR3013	276	320

Specify the surface type (1, 2). Specify left (L) or right (R).

8" H fabric back - 1 tone

77 x 1 1/4 x 8	1925 x 32 x 211	DFS7708	707
71 x 1 1/4 x 8	1775 x 32 x 211	DFS7108	693
65 x 1 1/4 x 8	1600 x 32 x 211	DFS6508	677
59 x 1 1/4 x 8	1475 x 32 x 211	DFS5908	657
53 x 1 1/4 x 8	1325 x 32 x 211	DFS5308	643
47 x 1 1/4 x 8	1175 x 32 x 211	DFS4708	628
41 x 1 1/4 x 8	1025 x 32 x 211	DFS4108	610
35 x 1 1/4 x 8	875 x 32 x 211	DFS3508	599
29 x 1 1/4 x 8	725 x 32 x 211	DFS2908	580

Specify the fabric code at the end of the product code.

PLATFORMS

Platforms, STAD wood legs

Rectangular 1 1/2" (38 mm) thick. Silver anodized aluminum center rail. 2 rectangular grommets at both ends. Can accommodate work surfaces, storage modules, cushions, screens, wire channel. For certain layouts, additional flush plates may be required (DNNS-UPF2), refer to page 35.

98" x 74"	2450 x 500 x 190	D_NNS-PF2098B	1,309	-
74" x 74"	1850 x 500 x 190	D_NNS-PF2074B	1,237	1,354
62" x 74"	1550 x 500 x 190	D_NNS-PF2062B	1,169	1,259
50" x 74"	1250 x 500 x 190	D_NNS-PF2050B	1,093	1,162

Specify the surface type (5, 6). Specify wood leg color (W20, W21).

Platforms, STAD metal legs

Rectangular 1 1/2" (38 mm) thick. Silver anodized aluminum center rail. 2 rectangular grommets at both ends. Can accommodate work surfaces, storage modules, cushions, screens, wire channel. For certain layouts, additional flush plates may be required (DNNS-UPF2), refer to page 35.

98" x 74"	2450 x 500 x 190	D_NNS-PF2098M	752	-
74" x 74"	1850 x 500 x 190	D_NNS-PF2074M	738	857
62" x 74"	1550 x 500 x 190	D_NNS-PF2062M	730	821
50" x 74"	1250 x 500 x 190	D_NNS-PF2050M	723	789

Specify the surface type (5, 6). Specify leg color (K, S, W).

2-TONE LAMINATE APPLICATION: SHADED AREA CORRESPONDS TO THE FIRST CODE TO BE SPECIFIED. SECOND LAMINATE CODE WILL BE APPLIED TO THE REST OF THE PRODUCT.



ASSEMBLY REQUIRED

	W x D x H (in)	W x D x H (mm)	Code	All Laminate (\$)	HPL Surfaces (\$)
Electrified platforms, STAD wood legs 98" to 74" 62" to 50"	<i>Rectangular 1 1/2" (38 mm) thick. Silver anodized aluminum center rail. 2 rectangular grommets at both ends. Can accommodate work surfaces, storage modules, cushions, screens. 1 wire channel, 1 pass cable and a H connector included. For certain layouts, additional flush plates may be required (DNNS-UPF2), refer to page 35.</i>				
	98 x 20 x 7 1/2	2450 x 500 x 190	D_NNS-PFE2098B	1,884	-
	74 x 20 x 7 1/2	1850 x 500 x 190	D_NNS-PFE2074B	1,795	1,915
	62 x 20 x 7 1/2	1550 x 500 x 190	D_NNS-PFE2062B	1,714	1,802
	50 x 20 x 7 1/2	1250 x 500 x 190	D_NNS-PFE2050B	1,623	1,698
	Specify the surface type (5, 6). Specify wood leg color (W20, W21).				

	W x D x H (in)	W x D x H (mm)	Code	All Laminate (\$)	HPL Surfaces (\$)
Electrified platforms, STAD metal legs 98" to 74" 62" to 50"	<i>Rectangular 1 1/2" (38 mm) thick. Silver anodized aluminum center rail. 2 rectangular grommets at both ends. Can accommodate work surfaces, storage modules, cushions, screens. 1 wire channel, 1 pass cable and a H connector included. For certain layouts, additional flush plates may be required (DNNS-UPF2), refer to page 35.</i>				
	98 x 20 x 7 1/2	2450 x 500 x 190	D_NNS-PFE2098M	1,319	-
	74 x 20 x 7 1/2	1850 x 500 x 190	D_NNS-PFE2074M	1,297	1,408
	62 x 20 x 7 1/2	1550 x 500 x 190	D_NNS-PFE2062M	1,274	1,361
	50 x 20 x 7 1/2	1250 x 500 x 190	D_NNS-PFE2050M	1,250	1,319
	Specify the surface type (5, 6). Specify leg color (K, S, W).				

	W x D x H (in)	W x D x H (mm)	Code	All Laminate (\$)	HPL Surfaces (\$)
Flush plates for platforms 	<i>Kit of 2 flush plates. Links 2 platforms.</i>				
	6 x 1 1/2 x 5/8	147 x 38 x 16	DNNS-UPF2		76

SHARED STORAGE MODULES

	W x D x H (in)	W x D x H (mm)	Code	All Laminate (\$)	HPL Surfaces (\$)
Shared storage cabinets with doors 24" x 18" x 46 1/2" 24" x 18" x 40 1/2" 24" x 18" x 34 1/2" 24" x 18" x 27 1/2"	<i>1 bookcase on each side. Door opens to the left. Locks. For each bookcase: 46 1/2" H: 2 adjustable shelves. 40 1/2" H: 2 adjustable shelves. 34 1/2" H: 1 adjustable shelf. 27 1/2" H: 1 adjustable shelf. Must be used with a platform. Can accommodate 1 side shelving and 1 junction.</i>				
	24 x 18 x 46 1/2	600 x 450 x 1182	D_NNS-D182446B	1,757	1,802
	24 x 18 x 40 1/2	600 x 450 x 1029	D_NNS-D182440B	1,692	1,727
	24 x 18 x 34 1/2	600 x 450 x 877	D_NNS-D182434B	1,378	1,423
	24 x 18 x 27 1/2	600 x 450 x 694	D_NNS-D182427B	1,309	1,348
	Specify the surface type (1, 2).				

	W x D x H (in)	W x D x H (mm)	Code	All Laminate (\$)	HPL Surfaces (\$)
Shared storage cabinets with lockers 	<i>1 locker on each side. Door opens to the left. 2 clothes hooks in each locker. Must be used with a platform. Can accommodate 1 side shelving and 1 junction.</i>				
	24 x 18 x 46 1/2	600 x 450 x 1182	D_NNS-D182446BC	1,564	1,608
	24 x 18 x 40 1/2	600 x 450 x 1029	D_NNS-D182440BC	1,348	1,395
	Specify the surface type (1, 2).				

	W x D x H (in)	W x D x H (mm)	Code	All Laminate (\$)	HPL Surfaces (\$)
Shared open storage modules - 20 1/2" H 	<i>1 fixed shelf on each side. Mid-back. 1 tone only. Must be used with a platform.</i>				
	36 x 16 1/4 x 20 1/2	900 x 414 x 521	D_NNN-DBE163620	617	679
	30 x 16 1/4 x 20 1/2	750 x 414 x 521	D_NNN-DBE163020	594	642
	24 x 16 1/4 x 20 1/2	600 x 414 x 521	D_NNN-DBE162420	566	604
	18 x 16 1/4 x 20 1/2	450 x 414 x 521	D_NNN-DBE161820	545	575
	Specify the surface type (1, 2).				

	W x D x H (in)	W x D x H (mm)	Code	All Laminate (\$)	HPL Surfaces (\$)
Shared storage modules with drawers on left - 20 1/2" H 	<i>1 box drawer on each side. Pencil trays. 1 file drawer with suspension bar on each side. Locks. Must be used with a platform.</i>				
	36 x 18 x 20 1/2	900 x 450 x 521	D_NPS-DUF183620M	1,975	2,032
	30 x 18 x 20 1/2	750 x 450 x 521	D_NPS-DUF183020M	1,592	1,646
	Specify the surface type (1, 2).				

	W x D x H (in)	W x D x H (mm)	Code	All Laminate (\$)	HPL Surfaces (\$)
Shared open storage modules - 13 1/2" H 	<i>1 fixed shelf on each side. Mid-back. 1 tone only. Must be used with a platform. Can accommodate 1 cushion.</i>				
	36 x 16 1/4 x 13 1/2	900 x 414 x 349	D_NNN-DBE163613	594	655
	30 x 16 1/4 x 13 1/2	750 x 414 x 349	D_NNN-DBE163013	575	627
	24 x 16 1/4 x 13 1/2	600 x 414 x 349	D_NNN-DBE162413	557	594
	18 x 16 1/4 x 13 1/2	450 x 414 x 349	D_NNN-DBE161813	537	566
	Specify the surface type (1, 2).				

	W x D x H (in)	W x D x H (mm)	Code	All Laminate (\$)	HPL Surfaces (\$)
Shared storage modules with drawers on left - 13 1/2" H 	<i>1 file drawer with suspension bar on each side. Locks. Must be used with a platform. Can accommodate 1 cushion.</i>				
	36 x 18 x 13 1/2	900 x 450 x 349	D_NPS-DF183613M	1,280	1,341
	30 x 18 x 13 1/2	750 x 450 x 349	D_NPS-DF183013M	1,297	1,348
	Specify the surface type (1, 2).				

	W x D x H (in)	W x D x H (mm)	Code	All Laminate (\$)	HPL Surfaces (\$)
Shared storage modules with drawers on left - 13 1/2" H 	<i>2 box drawers on each side. Pencil trays. Locks. Must be used with a platform. Can accommodate 1 cushion.</i>				
	36 x 18 x 13 1/2	900 x 450 x 349	D_NPS-DU183613M	1,497	1,541
	30 x 18 x 13 1/2	750 x 450 x 349	D_NPS-DU183013M	1,458	1,489
	Specify the surface type (1, 2).				

	W x D x H (in)	W x D x H (mm)	Code	All Laminate (\$)	HPL Surfaces (\$)
Shared storage modules with drawers - 13 1/2" H 	<i>1 box drawer on each side. Pencil tray. Locks. Must be used with a platform. Can accommodate 1 cushion.</i>				
	36 x 18 x 13 1/2	900 x 450 x 349	D_NPS-DUM183613MU	1,133	1,192
	30 x 18 x 13 1/2	750 x 450 x 349	D_NPS-DUM183013MU	1,093	1,140
	24 x 18 x 13 1/2	600 x 450 x 349	D_NPS-DUM182413MU	1,057	1,093
	18 x 18 x 13 1/2	450 x 450 x 349	D_NPS-DUM181813MU	1,011	1,044
	Specify the surface type (1, 2).				

	W x D x H (in)	W x D x H (mm)	Code	All Laminate (\$)	HPL Surfaces (\$)
Shared table modules - 10 1/2" H 	<i>Centered back. 1 tone only. Must be used with a platform. Height compatible with cushions for platforms.</i>				
	36 x 16 1/4 x 10 1/2	900 x 414 x 267	D_NNN-STC163610	537	580
	30 x 16 1/4 x 10 1/2	750 x 414 x 267	D_NNN-STC163010	530	557
	24 x 16 1/4 x 10 1/2	600 x 414 x 267	D_NNN-STC162410	513	545
	Specify the surface type (1, 2).				

INDIVIDUAL STORAGE MODULES

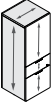
	W x D x H (in)	W x D x H (mm)	Code	All Laminate (\$)	HPL Surfaces (\$)
Storage cabinets with door Left (L) Right (R)	<i>Lock. 46 1/2" H: 2 adjustable shelves. 40 1/2" H: 2 adjustable shelves. 34 1/2" H: 1 adjustable shelf. 27 1/2" H: 1 adjustable shelf. Must be used with a platform. Can accommodate 1 side shelving and 1 junction.</i>				
	18 x 18 x 46 1/2	450 x 450 x 1182	D_NNS-181846B	887	916
	18 x 18 x 40 1/2	450 x 450 x 1029	D_NNS-181840B	872	909
	18 x 18 x 34 1/2	450 x 450 x 877	D_NNS-181834B	775	797
	18 x 18 x 27 1/2	450 x 450 x 694	D_NNS-181827B	738	759
	Specify the surface type (1, 2). Specify the opening: left (L) or right (R).				


	W x D x H (in)	W x D x H (mm)	Code	All Laminate (\$)	HPL Surfaces (\$)
Wardrobe units with bookcase Left (L) Right (R)	<i>Lock. 1 clothes hook. Bookcase on right. 2 adjustable shelves. Must be used with a platform. Can accommodate 1 side shelving and 1 junction.</i>				
	18 x 18 x 46 1/2	450 x 450 x 1182	D_NNS-181846BC	1,011	1,044
	18 x 18 x 40 1/2	450 x 450 x 1029	D_NNS-181840BC	976	1,006
	Specify the surface type (1, 2). Specify the opening: left (L) or right (R).				


2-TONE LAMINATE APPLICATION: SHADED AREA CORRESPONDS TO THE FIRST CODE TO BE SPECIFIED. SECOND LAMINATE CODE WILL BE APPLIED TO THE REST OF THE PRODUCT.


= ASSEMBLY REQUIRED





	W x D x H (in)	W x D x H (mm)	Code	All Laminate (\$)	HPL Surfaces (\$)
Storage cabinets with door and drawers 	<i>Lock on drawers. 1 box drawer. Pencil tray. 1 file drawer with suspension bar. 1 adjustable shelf. Must be used with a platform. Can accommodate 1 side shelving and 1 junction.</i>				
	18 x 18 x 46 1/2	450 x 450 x 1182	D_NPS-181846UFB_	1,497	1,527
	18 x 18 x 40 1/2	450 x 450 x 1029	D_NPS-181840UFB_	1,476	1,505
	Specify the surface type (1, 2). Specify the opening: left (L) or right (R).				


Storage cabinets with door and drawer 	<i>Lock on drawer. 1 file drawer with suspension bar. 1 adjustable shelf. Must be used with a platform. Can accommodate 1 side shelving and 1 junction.</i>				
	18 x 18 x 46 1/2	450 x 450 x 1182	D_NPS-181846FB_	1,244	1,280
	18 x 18 x 40 1/2	450 x 450 x 1029	D_NPS-181840FB_	1,222	1,259
	Specify the surface type (1, 2). Specify the opening: left (L) or right (R).				


Storage cabinets with open bookcase and drawers 	<i>Open bookcase with 1 adjustable shelf. 1 box drawer. Pencil tray. 1 file drawer with suspension bar. Lock. Must be used with a platform. Can accommodate 1 side shelving and 1 junction.</i>				
	18 x 18 x 46 1/2	450 x 450 x 1182	D_NPS-181846UFBE	1,244	1,274
	18 x 18 x 40 1/2	450 x 450 x 1029	D_NPS-181840UFBE	1,222	1,250
	Specify the surface type (1, 2).				

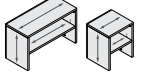
Storage cabinets with open bookcase and drawer 	<i>Open bookcase with 1 adjustable shelf. 1 file drawer with suspension bar. Lock. Must be used with a platform. Can accommodate 1 side shelving and 1 junction.</i>				
	18 x 18 x 46 1/2	450 x 450 x 1182	D_NPS-181846FBE	982	1,011
	18 x 18 x 40 1/2	450 x 450 x 1029	D_NPS-181840FBE	961	991
	Specify the surface type (1, 2).				

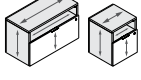
Personal storage towers with open lateral bookcase on the left 	<i>Bookcase on left with 1 adjustable shelf. 1 box drawer. Pencil tray. 1 file drawer with suspension bar. Lock. Must be used with a platform. Can accommodate 1 side shelving and 1 junction on the right side.</i>				
	18 x 18 x 46 1/2	450 x 450 x 1182	D_NPS-UFP181846	1,446	1,467
	18 x 18 x 40 1/2	450 x 450 x 1029	D_NPS-UFP181840	1,192	1,206
	Specify the surface type (1, 2).				

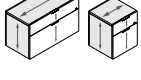
Personal storage towers with open lateral bookcase on the right 	<i>Bookcase on right with 1 adjustable shelf. 1 box drawer. Pencil tray. 1 file drawer with suspension bar. Lock. Must be used with a platform. Can accommodate 1 side shelving and 1 junction on the left side.</i>				
	18 x 18 x 46 1/2	450 x 450 x 1182	D_NPS-181846UFP	1,446	1,467
	18 x 18 x 40 1/2	450 x 450 x 1029	D_NPS-181840UFP	1,192	1,206
	Specify the surface type (1, 2).				

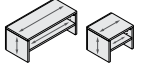
Personal storage towers with open lateral bookcase on the left 	<i>Bookcase on left with 1 adjustable shelf. 1 file drawer with suspension bar. Lock. Must be used with a platform. Can accommodate 1 side shelving and 1 junction on the right side.</i>				
	18 x 18 x 46 1/2	450 x 450 x 1182	D_NPS-FP181846	1,186	1,215
	18 x 18 x 40 1/2	450 x 450 x 1029	D_NPS-FP181840	1,029	1,057
	Specify the surface type (1, 2).				

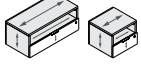
Personal storage towers with open lateral bookcase on the right 	<i>Bookcase on right with 1 adjustable shelf. 1 file drawer with suspension bar. Lock. Must be used with a platform. Can accommodate 1 side shelving and 1 junction on the left side.</i>				
	18 x 18 x 46 1/2	450 x 450 x 1182	D_NPS-181846FP	1,186	1,215
	18 x 18 x 40 1/2	450 x 450 x 1029	D_NPS-181840FP	1,029	1,057
	Specify the surface type (1, 2).				

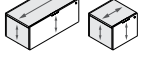
	W x D x H (in)	W x D x H (mm)	Code	All Laminate (\$)	HPL Surfaces (\$)
Open storage modules - 20 1/2" H 	<i>1 adjustable shelf. 1 tone only. Must be used with a platform.</i>				
	36 x 17 x 20 1/2	900 x 430 x 521	D_NNN-BE173620	633	671
	30 x 17 x 20 1/2	750 x 430 x 521	D_NNN-BE173020	604	642
	24 x 17 x 20 1/2	600 x 430 x 521	D_NNN-BE172420	580	610
	18 x 17 x 20 1/2	450 x 430 x 521	D_NNN-BE171820	557	580
	Specify the surface type (1, 2).				


Storage modules with open space and drawer - 20 1/2" H 	<i>1 open space. 1 file drawer with suspension bar. Lock. Must be used with a platform.</i>				
	36 x 18 x 20 1/2	900 x 450 x 521	D_NPS-SLF183620	872	932
	30 x 18 x 20 1/2	750 x 450 x 521	D_NPS-SLF183020	828	872
	24 x 18 x 20 1/2	600 x 450 x 521	D_NPS-SF182420	775	810
	18 x 18 x 20 1/2	450 x 450 x 521	D_NPS-SF181820	723	752
	Specify the surface type (1, 2).				


Storage modules with drawers - 20 1/2" H 	<i>1 box drawer. Pencil tray. 1 file drawer with suspension bar. Lock. Must be used with a platform.</i>				
	36 x 18 x 20 1/2	900 x 450 x 521	D_NPS-LUF183620	982	1,021
	30 x 18 x 20 1/2	750 x 450 x 521	D_NPS-LUF183020	970	1,011
	24 x 18 x 20 1/2	600 x 450 x 521	D_NPS-UF182420	961	998
	18 x 18 x 20 1/2	450 x 450 x 521	D_NPS-UF181820	946	982
	Specify the surface type (1, 2).				

Open storage modules - 13 1/2" H 	<i>1 adjustable shelf. 1 tone only. Must be used with a platform. Can accommodate 1 cushion.</i>				
	36 x 17 x 13 1/2	900 x 430 x 349	D_NNN-BE173613	617	679
	30 x 17 x 13 1/2	750 x 430 x 349	D_NNN-BE173013	604	647
	24 x 17 x 13 1/2	600 x 430 x 349	D_NNN-BE172413	580	617
	18 x 17 x 13 1/2	450 x 430 x 349	D_NNN-BE171813	557	589
	Specify the surface type (1, 2).				

Storage modules with open space and drawer - 13 1/2" H 	<i>1 open space. 1 box drawer. Pencil tray. Lock. Must be used with a platform. Can accommodate 1 cushion.</i>				
	36 x 18 x 13 1/2	900 x 450 x 349	D_NPS-SLU183613	759	804
	30 x 18 x 13 1/2	750 x 450 x 349	D_NPS-SLU183013	730	766
	24 x 18 x 13 1/2	600 x 450 x 349	D_NPS-SU182413	699	730
	18 x 18 x 13 1/2	450 x 450 x 349	D_NPS-SU181813	679	693
	Specify the surface type (1, 2).				

Storage modules with drawer - 13 1/2" H 	<i>1 file drawer with suspension bar. Lock. Must be used with a platform. Can accommodate 1 cushion.</i>				
	36 x 18 x 13 1/2	900 x 450 x 349	D_NPS-LF183613	752	797
	30 x 18 x 13 1/2	750 x 450 x 349	D_NPS-LF183013	714	752
	24 x 18 x 13 1/2	600 x 450 x 349	D_NPS-F182413	685	707
	18 x 18 x 13 1/2	450 x 450 x 349	D_NPS-F181813	647	664
	Specify the surface type (1, 2).				


Storage modules with drawers - 13 1/2" H 	<i>2 box drawers. Pencil tray. Lock. Must be used with a platform. Can accommodate 1 cushion.</i>				
	36 x 18 x 13 1/2	900 x 450 x 349	D_NPS-LU183613	864	909
	30 x 18 x 13 1/2	750 x 450 x 349	D_NPS-LU183013	835	872
	24 x 18 x 13 1/2	600 x 450 x 349	D_NPS-U182413	804	835
	18 x 18 x 13 1/2	450 x 450 x 349	D_NPS-U181813	775	797
	Specify the surface type (1, 2).				


Mixed storage modules - 13 1/2" H 	<i>1 file drawer with suspension bar on left. 2 box drawers on right. Pencil tray. Locks. Must be used with a platform. Can accommodate 1 cushion.</i>				
	36 x 18 x 13 1/2	900 x 450 x 349	D_NPS-F183613U	1,244	1,289
	30 x 18 x 13 1/2	750 x 450 x 349	D_NPS-F183013U	1,118	1,146
	Specify the surface type (1, 2).				


2-TONE LAMINATE APPLICATION: SHADED AREA CORRESPONDS TO THE FIRST CODE TO BE SPECIFIED. SECOND LAMINATE CODE WILL BE APPLIED TO THE REST OF THE PRODUCT.

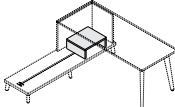
 = ASSEMBLY REQUIRED

USA - FEBRUARY 2025

	W x D x H (in)	W x D x H (mm)	Code	All Laminate (\$)	HPL Surfaces (\$)
Mixed storage modules - 13 1/2" H	<i>2 box drawers on left. Pencil tray. 1 file drawer with suspension bar on right. Locks. Must be used with a platform. Can accommodate 1 cushion.</i>				
	36 x 18 x 13 1/2	900 x 450 x 349	D_NPS-U183613F	1,244	1,289
	30 x 18 x 13 1/2	750 x 450 x 349	D_NPS-U183013F	1,118	1,146
Specify the surface type (1, 2).					

	W x D x H (in)	W x D x H (mm)	Code	All Laminate (\$)	HPL Surfaces (\$)
Table modules - 10 1/2" H	<i>1 tone only. Must be used with a platform. Height compatible with cushions for platforms.</i>				
	36 x 17 x 10 1/2	900 x 430 x 267	D_NNN-STE173610	493	537
	30 x 17 x 10 1/2	750 x 430 x 267	D_NNN-STE173010	477	513
	24 x 17 x 10 1/2	600 x 430 x 267	D_NNN-STE172410	469	499
Specify the surface type (1, 2).					

	W x D x H (in)	W x D x H (mm)	Code	All Laminate (\$)	HPL Surfaces (\$)
Table module with open space, electrical module - 10 1/2" H	<i>1 tone only. Must be used with a platform. 1 open space. The module holds 1 liquid proof 120 V electric outlet, 2 2.1A USB outlets, a 108" (2743 mm) cable with cord and ETL certified. Can only be installed at the ends. Height compatible with platforms cushions.</i>				
	24 x 18 x 10 1/2	600 x 450 x 267	D_NNS-STT182410PC	1,186	1,192
	Specify the surface type (1, 2).				

	W x D x H (in)	W x D x H (mm)	Code	All Laminate (\$)	HPL Surfaces (\$)
Shelf for a laptop	<i>1 tone only. Space allows wires to pass through. Fits underneath most work surfaces with a laminate or technology module. Must be used with a platform.</i>				
	18 x 15 x 7	450 x 386 x 176	D1NNN-TABLAP	433	-
					

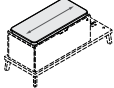
MOBILE PEDESTALS


	W x D x H (in)	W x D x H (mm)	Code	All Laminate (\$)	HPL Surfaces (\$)
Mobile pedestal	<i>1 box drawer. Pencil tray. 1 file drawer with suspension bar. Brakes on front casters. Lock. Fits under 1 work surface. Can accommodate 1 cushion.</i>				
	15 x 18 x 21 1/4	409 x 450 x 540	DNNPS-MP1518F	1,029	-
					

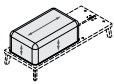
	W x D x H (in)	W x D x H (mm)	Code	All Laminate (\$)	HPL Surfaces (\$)
Mobile pedestal	<i>1 fixed metal shelf. Silver accent. 1 open space at the front and the back. 1 file drawer with suspension bar. Brakes on front casters. Lock. Fits under 1 work surface.</i>				
	15 x 18 x 21 1/4	407 x 450 x 540	DNNPS-MP15180F	953	-
					

CUSHIONS

Refer to the current Lacasse upholstery selection guide.

Storage unit cushions	<i>1 tone. Installs on 1 storage module with Velcro.</i>												
		Gr1	Gr2	Gr3	Gr4	Gr5	Gr6	Gr7	Gr8				
	35 x 16 x 1 3/8	888	402	35	DCU3616	329	344	418	441	521	614	765	746
	29 1/4 x 16 x 1 3/8	738	402	35	DCU3016	310	324	387	406	476	555	644	667
	24 3/8 x 16 x 1 3/8	588	402	35	DCU2416	289	301	353	368	427	495	519	589
	17 1/2 x 16 x 1 3/8	438	402	35	DCU1816	268	281	326	337	374	428	457	513
Specify the fabric code at the end of the product code.													

Mobile pedestal cushion	<i>1 tone. Installs on 1 mobile pedestal with Velcro.</i>												
		Gr1	Gr2	Gr3	Gr4	Gr5	Gr6	Gr7	Gr8				
	15 x 18 x 1 3/8	395	420	35	DCU1518	266	275	316	329	376	427	395	502
Specify the fabric code at the end of the product code.													

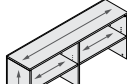
Platform cushions	<i>1 tone. Installs on 1 platform with Velcro.</i>												
		Gr1	Gr2	Gr3	Gr4	Gr5	Gr6	Gr7	Gr8				
	48 x 18 x 10 1/2	1200	450	267	DCP4818	638	645	685	696	743	794	1,085	864
	42 x 18 x 10 1/2	1050	450	267	DCP4218	593	604	644	655	699	751	968	823
	36 x 18 x 10 1/2	900	450	267	DCP3618	584	600	673	695	775	870	1,181	1,000
	30 x 18 x 10 1/2	750	450	267	DCP3018	575	582	623	638	680	730	873	802
	24 x 18 x 10 1/2	600	450	267	DCP2418	556	574	640	659	733	821	1,081	941
Specify the fabric code at the end of the product code.													

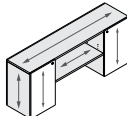
2-TONE LAMINATE APPLICATION: SHADED AREA CORRESPONDS TO THE FIRST CODE TO BE SPECIFIED. SECOND LAMINATE CODE WILL BE APPLIED TO THE REST OF THE PRODUCT.

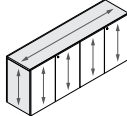
 = ASSEMBLY REQUIRED

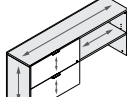
CREDENZA MODULES

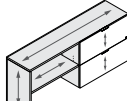
Platforms compatibility:
For 1 72" W (1800 mm) credenza module, order 1 74" W (1850 mm) platform.
For 1 60" W (1500 mm) credenza module, order 1 62" W (1550 mm) platform.

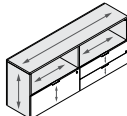
	W x D x H (in)	W x D x H (mm)	Code	All Laminate (\$)	HPL Surfaces (\$)
Open bookcase credenza modules - 27 1/2" H	<i>Open bookcase. 2 adjustable shelves. Must be used with a platform. Can accommodate 1 short side shelving (DNNN_-PMC120918), refer to page 39.</i>				
	To be ordered separately: If the module is installed on 1 62" W platform, 1 additional 6" H (152 mm) leg kit is required, refer to page 30.				
	72 x 17 x 27 1/2	1800 x 430 x 694	D_NNN-BE177227BE	1,050	1,169
	60 x 17 x 27 1/2	1500 x 430 x 694	D_NNN-BE176027BE	998	1,093
Specify the surface type (1, 2).					

	W x D x H (in)	W x D x H (mm)	Code	All Laminate (\$)	HPL Surfaces (\$)
Open bookcase with doors credenza modules - 27 1/2" H	<i>2 bookcases with door, open space in the middle. 3 adjustable shelves. Locks. Must be used with a platform. Can accommodate 1 short side shelving (DNNN_-PMC120918), refer to page 39.</i>				
	To be ordered separately: If the module is installed on 1 62" W platform, 1 additional 6" H (152 mm) leg kit is required, refer to page 30.				
	72 x 18 x 27 1/2	1800 x 450 x 694	D_NNS-BBE187227B	1,520	1,639
	60 x 18 x 27 1/2	1500 x 450 x 694	D_NNS-BBE186027B	1,458	1,564
Specify the surface type (1, 2).					

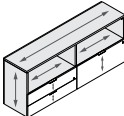
	W x D x H (in)	W x D x H (mm)	Code	All Laminate (\$)	HPL Surfaces (\$)
Bookcase with doors credenza modules - 27 1/2" H	<i>2 bookcases with doors. 2 adjustable shelves. Locks. Must be used with a platform. Can accommodate 1 short side shelving (DNNN_-PMC120918), refer to page 39.</i>				
	To be ordered separately: If the module is installed on 1 62" W platform, 1 additional 6" H (152 mm) leg kit is required, refer to page 30.				
	72 x 18 x 27 1/2	1800 x 450 x 694	D_NNS-B187227B	1,668	1,750
	60 x 18 x 27 1/2	1500 x 450 x 694	D_NNS-B186027B	1,592	1,661
Specify the surface type (1, 2).					

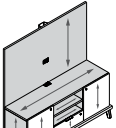
	W x D x H (in)	W x D x H (mm)	Code	All Laminate (\$)	HPL Surfaces (\$)
Credenza modules with file drawers and open bookcase - 27 1/2" H	<i>2 file drawers with suspension bar on left. Lock. Open bookcase on right. 1 adjustable shelf. Must be used with a platform. Can accommodate 1 short side shelving (DNNN_-PMC120918), refer to page 39.</i>				
	To be ordered separately: If the module is installed on 1 62" W platform, 1 additional 6" H (152 mm) leg kit is required, refer to page 30.				
	72 x 18 x 27 1/2	1800 x 450 x 694	D_NPS-LF187227BE	1,541	1,661
	60 x 18 x 27 1/2	1500 x 450 x 694	D_NPS-LF186027BE	1,467	1,564
Specify the surface type (1, 2).					

	W x D x H (in)	W x D x H (mm)	Code	All Laminate (\$)	HPL Surfaces (\$)
Credenza modules with open bookcase and file drawers - 27 1/2" H	<i>Open bookcase on left. 1 adjustable shelf. 2 file drawers with suspension bar on right. Lock. Must be used with a platform. Can accommodate 1 short side shelving (DNNN_-PMC120918), refer to page 39.</i>				
	To be ordered separately: If the module is installed on 1 62" W platform, 1 additional 6" H (152 mm) leg kit is required, refer to page 30.				
	72 x 18 x 27 1/2	1800 x 450 x 694	D_NPS-BE187227LF	1,541	1,661
	60 x 18 x 27 1/2	1500 x 450 x 694	D_NPS-BE186027LF	1,467	1,564
Specify the surface type (1, 2).					

	W x D x H (in)	W x D x H (mm)	Code	All Laminate (\$)	HPL Surfaces (\$)
Credenza modules with open storage and drawers - 27 1/2" H	<i>2 open compartments. 1 file drawer with suspension bar on left. 2 box drawers on right. Pencil tray. Locks. Must be used with a platform. Can accommodate 1 short side shelving (DNNN_-PMC120918), refer to page 39.</i>				
	To be ordered separately: If the module is installed on 1 62" W platform, 1 additional 6" H (152 mm) leg kit is required, refer to page 30.				
	72 x 18 x 27 1/2	1800 x 450 x 694	D_NPS-SLF187227SLU	1,774	1,891
	60 x 18 x 27 1/2	1500 x 450 x 694	D_NPS-SLF186027SLU	1,692	1,795
Specify the surface type (1, 2).					

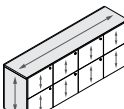


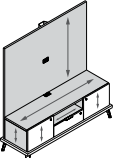
	W x D x H (in)	W x D x H (mm)	Code	All Laminate (\$)	HPL Surfaces (\$)
Credenza modules with open storage and drawers - 27 1/2" H 	<i>2 open compartments. 2 box drawers on left. Pencil tray. 1 file drawer with suspension bar on right. Locks. Must be used with a platform. Can accommodate 1 short side shelving (DNNN_-PMC120918), refer to page 39.</i>				
	<i>To be ordered separately: If the module is installed on 1 62" W platform, 1 additional 6" H (152 mm) leg kit is required, refer to page 30.</i>				
	72 x 18 x 27 1/2	1800 x 450 x 694	D_NPS-SLU187227SLF	1,774	1,891
	60 x 18 x 27 1/2	1500 x 450 x 694	D_NPS-SLU186027SLF	1,692	1,795
Specify the surface type (1, 2).					

	W x D x H (in)	W x D x H (mm)	Code	All Laminate (\$)	HPL Surfaces (\$)
Multimedia unit, STAD metal legs - 28" H 	<i>2 bookcases units with door. 1 open space at the center: 21 1/2" (547 mm) W x 15 3/4" (400 mm) D x 12 5/8" (320 mm) H. 1 box drawer at the center. Pencil tray. Grommets and vertical channel for wire management. Locks. Platform with 4 aluminum legs. 60" W (1500 mm) by 36" H (914 mm) panel to accommodate 1 flat screen. Flat screen support sold separately.</i>				
	62 x 20 x 64	1550 x 500 x 1625	D_NPS-BSU206264AVM	3,314	3,508
	Specify the surface type (1, 2). Specify leg color (K, S, W).				

LOCKER AND WARDROBE MODULES

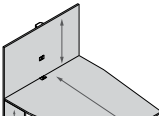
Platforms compatibility:
For 1 72" W (1800 mm) locker or wardrobe module, order 1 74" W (1850 mm) platform.
For 1 60" W (1500 mm) locker or wardrobe module, order 1 62" W (1550 mm) platform and add 1 additional 6" leg kit.

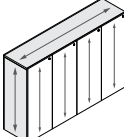
	W x D x H (in)	W x D x H (mm)	Code	All Laminate (\$)	HPL Surfaces (\$)
Locker modules - 27 1/2" H 	<i>Locks. Must be used with a platform. Can accommodate 1 short side shelving (DNNN_-PMC120918), refer to page 39.</i>				
	72 x 18 x 27 1/2	1800 x 450 x 694	D_NNS-CL187227P8	2,606	2,688
	60 x 18 x 27 1/2	1500 x 450 x 694	D_NNS-CL186027P8	2,524	2,622
Specify the surface type (1, 2). Specify the opening: left (L) or right (R).					

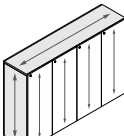
	W x D x H (in)	W x D x H (mm)	Code	All Laminate (\$)	HPL Surfaces (\$)
Multimedia unit, STAD metal legs - 21" H 	<i>2 bookcases units with door. 1 open space at the center: 21 1/2" (547 mm) W x 15 3/4" (400 mm) D x 5 3/4" (147 mm) H. 1 box drawer at the center. Pencil tray. Grommets and vertical channel for wire management. Locks. Platform with 4 aluminum legs. 60" W (1500 mm) by 42 3/4" H (1086 mm) panel to accommodate 1 flat screen. Flat screen support sold separately.</i>				
	62 x 20 x 64	1550 x 500 x 1625	D_NPS-BU206264AVM	2,866	3,062
	Specify the surface type (1, 2). Specify leg color (K, S, W).				

Locker modules - 27 1/2" H
Left (L)


Locker modules - 27 1/2" H
Right (R)


	W x D x H (in)	W x D x H (mm)	Code	All Laminate (\$)	HPL Surfaces (\$)
Multimedia unit with conference extension, STAD wood legs 	<i>To be ordered separately: 1 media storage unit and 1 meeting surface. 2 open spaces at the end: 16 3/4" (424 mm) W x 14 1/4" (375 mm) D x 6 3/4" (173 mm) H. 1 bookcase space at the center: 21 1/2" (547 mm) W x 15 3/4" (400 mm) D x 20 1/2" (521 mm) H. 1 adjustable shelf. 2 bookcases units with door. Locks. Grommets and vertical channel for wire management. Platform with 4 wood legs. 60" W (1500 mm) by 35" H (888 mm) panel to accommodate 1 flat screen. Flat screen support sold separately.</i>				
	<i>To be ordered separately: 1 leg kit BTL228_, refer to page 28.</i>				
	62 x 20 x 64	1550 x 500 x 1625	DNNNS-BS206264AVB	3,173	-
Specify wood leg color (W20, W21).					

Wardrobe modules
Left (L)


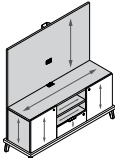
Wardrobe modules
Right (R)


	W x D x H (in)	W x D x H (mm)	Code	All Laminate (\$)	HPL Surfaces (\$)
Wardrobe modules	<i>Locks. 2 clothes hooks in each wardrobe. 46" H wardrobe. 1 fixed shelf at the bottom of each wardrobe. Must be used with a platform. Can accommodate 1 side shelving.</i>				
	72 x 18 x 46 1/2	1800 x 450 x 1182	D_NNS-VL187246P4	2,546	2,669
	60 x 18 x 46 1/2	1500 x 450 x 1182	D_NNS-VL186046P4	2,450	2,546
	72 x 18 x 40 1/2	1800 x 450 x 1029	D_NNS-VL187240P4	2,101	2,219
	60 x 18 x 40 1/2	1500 x 450 x 1029	D_NNS-VL186040P4	2,027	2,122
Specify the surface type (1, 2). Specify the opening: left (L) or right (R).					

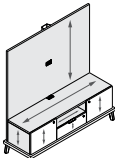
Meeting surfaces.

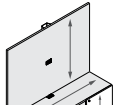
	W x D x H (in)	W x D x H (mm)	Code	All Laminate (\$)	HPL Surfaces (\$)
Meeting surfaces	<i>Electrical/communication module option (LGC-PC2P): specify PC at the end of the surface code and add \$571</i>				
	60 x 78 x 1	1500 x 1950 x 25	D_NNS-TAD7860AV	671	1,029
	60 x 72 x 1	1500 x 1800 x 25	D_NNS-TAD7260AV	647	976
	60 x 66 x 1	1500 x 1650 x 25	D_NNS-TAD6660AV	617	924
	60 x 60 x 1	1500 x 1500 x 25	D_NNS-TAD6060AV	594	872
Specify the surface type (1, 2).					

MULTIMEDIA FURNITURE

Multimedia unit, STAD wood legs - 28" H


	W x D x H (in)	W x D x H (mm)	Code	All Laminate (\$)	HPL Surfaces (\$)
Multimedia unit, STAD wood legs - 28" H	<i>2 bookcases units with door. 1 open space at the center: 21 1/2" (547 mm) W x 15 3/4" (400 mm) D x 12 5/8" (320 mm) H. 1 box drawer at the center. Pencil tray. Grommets and vertical channel for wire management. Locks. Platform with 4 wood legs. 60" W (1500 mm) by 36" H (914 mm) panel to accommodate 1 flat screen. Flat screen support sold separately.</i>				
	62 x 20 x 64	1550 x 500 x 1625	D_NPS-BSU206264AVB	3,798	3,993
Specify the surface type (1, 2). Specify wood leg color (W20, W21).					

	W x D x H (in)	W x D x H (mm)	Code	All Laminate (\$)	HPL Surfaces (\$)	
Multimedia unit, STAD wood legs - 21" H 	<i>2 bookcases units with door. 1 open space at the center: 21 1/2" (547 mm) W x 15 3/4" (400 mm) D x 5 3/4" (147 mm) H. 1 box drawer at the center. Pencil tray. Grommets and vertical channel for wire management. Locks. Platform with 4 wood legs. 60" W (1500 mm) by 42 3/4" H (1086 mm) panel to accommodate 1 flat screen. Flat screen support sold separately.</i>					
	62 x 20 x 64	1550 x 500 x 1625	D_NPS-BU206264AVB	3,354	3,543	
	Specify the surface type (1, 2). Specify wood leg color (W20, W21).					

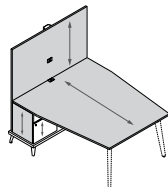
Multimedia unit, STAD wood legs - 21" H


	W x D x H (in)	W x D x H (mm)	Code	All Laminate (\$)	HPL Surfaces (\$)
Multimedia unit, STAD wood legs - 21" H	<i>2 bookcases units with door. 1 open space at the center: 21 1/2" (547 mm) W x 15 3/4" (400 mm) D x 5 3/4" (147 mm) H. 1 box drawer at the center. Pencil tray. Grommets and vertical channel for wire management. Locks. Platform with 4 wood legs. 60" W (1500 mm) by 42 3/4" H (1086 mm) panel to accommodate 1 flat screen. Flat screen support sold separately.</i>				
	62 x 20 x 64	1550 x 500 x 1625	D_NPS-BU206264AVB	3,354	3,543
Specify the surface type (1, 2). Specify wood leg color (W20, W21).					

2-TONE LAMINATE APPLICATION: SHADED AREA CORRESPONDS TO THE FIRST CODE TO BE SPECIFIED. SECOND LAMINATE CODE WILL BE APPLIED TO THE REST OF THE PRODUCT.



W x D x H (in)	W x D x H (mm)	Code	All Laminate (\$)	HPL Surfaces (\$)
Multimedia unit with conference extension, STAD metal legs				
<i>To be ordered separately: 1 media storage unit and 1 meeting surface. 2 open spaces at the end: 16 1/4" (424 mm) W x 14 1/4" (375 mm) D x 6 3/4" (173 mm) H. 1 bookcase space at the center: 21 1/2" (547 mm) W x 15 3/4" (400 mm) D x 20 1/2" (521 mm) H. 1 adjustable shelf. 2 bookcases units with door. Locks. Grommets and vertical channel for wire management. Platform with 4 aluminum legs. 60" W (1500 mm) by 35" H (888 mm) panel to accommodate 1 flat screen. Flat screen support sold separately.</i>				
<i>To be ordered separately: 1 leg kit MTL228_, refer to page 28.</i>				
<i>28" H media storage unit</i>				
62 x 20 x 64	1550 x 500 x 1625	DNNNS-BS206264AVM	2,688	-
Specify leg color (K, S, W).				



Electrical/communication module option (LGC-PC2P): specify PC at the end of the surface code and add \$571

<i>Meeting surfaces.</i>				
60 x 78 x 1	1500 x 1950 x 25	D_NNS-TAD7860AV	671	1,029
60 x 72 x 1	1500 x 1800 x 25	D_NNS-TAD7260AV	647	976
60 x 66 x 1	1500 x 1650 x 25	D_NNS-TAD6660AV	617	924
60 x 60 x 1	1500 x 1500 x 25	D_NNS-TAD6060AV	594	872

Specify the surface type (1, 2).

60 x 78 x 1 1/2	1500 x 1950 x 38	D_NNS-TAD7860AV	841	1,198
60 x 72 x 1 1/2	1500 x 1800 x 38	D_NNS-TAD7260AV	804	1,133
60 x 66 x 1 1/2	1500 x 1650 x 38	D_NNS-TAD6660AV	766	1,063
60 x 60 x 1 1/2	1500 x 1500 x 38	D_NNS-TAD6060AV	723	998

Specify the surface type (5, 6).

Flat screen support				
<i>Can accommodate most flat screens. Maximum weight capacity: 198 lbs (90 kg). 15° tilt angle. Must be installed on 1 media storage unit or a wall. Silver accent.</i>				
20 1/2 x 3 1/2 x 16	520 x 89 x 407	LGC-SUPFLATSC		395

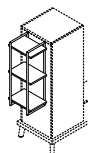


ACCESSORIES

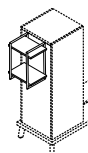
Hooks				
<i>Fits underneath 1 surface or on the side of 1 storage module. 15 lbs (7 kg) load capacity per hook. Package of 2.</i>				
3/4 x 1 7/8 x 2 1/4	19 x 42 x 57	LGC-HK2		104
Specify accent color (K, S, W).				



Long side shelving				
<i>3 laminate fixed shelves. Steel frame. Must be installed on the sides of 1 storage module. The 27 1/2" H (694 mm) shelf cannot accommodate a long side shelving. Sold in minimum quantity of 25. Price shown for single unit.</i>				
12 1/2 x 9 7/8 x 30 7/8	320 x 249 x 783	DNNN_-PML120930	953	-
Specify accent color (K, S, W).				



Short side shelving				
<i>2 laminate fixed shelves. Steel frame. Must be installed on the sides of 1 storage module. Sold in minimum quantity of 25. Price shown for single unit.</i>				
12 1/2 x 9 7/8 x 18	320 x 249 x 450	DNNN_-PMC120918	953	-
Specify accent color (K, S, W).				



Personal drawer				
<i>Metal drawer. Lock. Must be installed under 1 surface. Compatible with height adjustable tables and other surfaces.</i>				
15 3/4 x 10 3/4 x 3	401 x 272 x 80	LGC-PDM15		707
Specify accent color (K, S, W).				



Pencil cup				
<i>Metal. Can be positioned on 1 surface.</i>				
3 x 3 1/2 x 4 1/4	73 x 89 x 108	LGC-VPEN		111
Specify accent color (K, S, W).				



W x D x H (in)	W x D x H (mm)	Code	All Laminate (\$)	HPL Surfaces (\$)
Electronic tablet/telephone stand				
<i>Metal stand with wood leg. Can be positioned on 1 surface. Can accommodate 1 electronic tablet or 1 telephone.</i>				
9 x 3 3/8 x 9 1/2	229 x 92 x 241	DNNN_-TT09		150
Specify accent color (K, S, W). Specify wood color (W20, W21).				



Pencil tray				
<i>Metal tray with wood leg. Can be positioned on 1 surface. Can accommodate small personal items or pencils.</i>				
11 x 4 x 1 3/8	275 x 100 x 42	DNNN_-PT11		135
Specify accent color (K, S, W). Specify wood color (W20, W21).				



Card holder				
<i>Metal card holder with wood leg. Can be positioned on 1 surface. Can accommodate business cards.</i>				
4 1/4 x 2 x 2	107 x 55 x 53	DNNN_-CT04		116
Specify accent color (K, S, W). Specify wood color (W20, W21).				



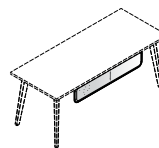
White board for screens				
<i>Folded metal board. High-gloss white finish for use with dry-erase markers. Magnetic. 1 pencil tray. Can be positioned on top of a privacy screen of 19" H (483 mm) that has 28" W (700 mm) or more. Can be positioned on top of 1 platform screen or 1 freestanding floor screen.</i>				
23 x 1 3/4 x 17 1/2	584 x 45 x 445	DNNNN-WBS2317		202



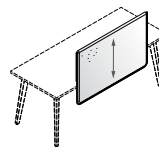
SCREENS AND MODESTY PANELS FOR WORK SURFACES

Refer to the current Lacasse upholstery selection guide.

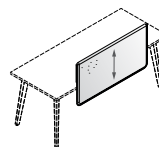
Modesty panels									
<i>Fabric panel with metal hardware. 3/4" (20 mm) space between the surface and the panel for wire management. Fits underneath 1 surface. 1 tone only.</i>									
			Gr1	Gr2	Gr3	Gr4	Gr5	Gr6	Gr8
44 x 9/8 x 10	1100 x 16 x 254	DMD4410	399	420	519	550	657	785	962
38 x 9/8 x 10	950 x 16 x 254	DMD3810	382	399	488	515	613	724	881
32 x 9/8 x 10	800 x 16 x 254	DMD3210	366	382	459	482	567	666	803
26 x 9/8 x 10	650 x 16 x 254	DMD2610	342	356	424	443	515	602	719
20 x 9/8 x 10	500 x 16 x 254	DMD2010	324	335	390	406	466	538	634
Specify the fabric code at the end of the product code.									



Privacy/modesty screens - 30" H									
<i>Fabric panel with metal hardware. 1 1/4" (32 mm) space between the surface and the screen for wire management. Fits underneath 1 surface. 19" (483 mm) of private space over the surface. 10" (254 mm) modesty. Can accommodate 1 white board. Choice of 1 or 2 tones. Fabric 1: inside. Fabric 2: outside.</i>									
			Gr1	Gr2	Gr3	Gr4	Gr5	Gr6	Gr8
46 x 1 1/4 x 30	1150 x 32 x 762	DSD4619	695	706	756	770	824	887	973
40 x 1 1/4 x 30	1000 x 32 x 762	DSD4019	677	685	733	749	803	865	951
34 x 1 1/4 x 30	850 x 32 x 762	DSD3419	655	665	713	729	783	843	934
28 x 1 1/4 x 30	700 x 32 x 762	DSD2819	634	645	694	709	761	827	911
22 x 1 1/4 x 30	550 x 32 x 762	DSD2219	545	553	604	617	672	732	822
18 x 1 1/4 x 30	450 x 32 x 762	DSD1819	517	529	577	591	645	707	795
Specify the fabric 1 code and the fabric 2 code after the product code.									



Privacy/modesty screens - 24" H									
<i>Fabric panel with metal hardware. 1 1/4" (32 mm) space between the surface and the screen for wire management. Fits underneath 1 surface. 13" (331 mm) of private space over the surface. 10" (254 mm) modesty. Choice of 1 or 2 tones. Fabric 1: inside. Fabric 2: outside.</i>									
			Gr1	Gr2	Gr3	Gr4	Gr5	Gr6	Gr8
46 x 1 1/4 x 24	1150 x 32 x 610	DSD4613	650	656	694	706	748	797	864
40 x 1 1/4 x 24	1000 x 32 x 610	DSD4013	633	642	679	691	731	780	846
34 x 1 1/4 x 24	850 x 32 x 610	DSD3413	615	625	660	673	714	761	832
28 x 1 1/4 x 24	700 x 32 x 610	DSD2813	602	607	645	656	697	747	811
22 x 1 1/4 x 24	550 x 32 x 610	DSD2213	512	519	556	568	610	659	727
18 x 1 1/4 x 24	450 x 32 x 610	DSD1813	501	508	547	557	602	647	714
Specify the fabric 1 code and the fabric 2 code after the product code.									



2-TONE LAMINATE APPLICATION: SHADED AREA CORRESPONDS TO THE FIRST CODE TO BE SPECIFIED. SECOND LAMINATE CODE WILL BE APPLIED TO THE REST OF THE PRODUCT.

= ASSEMBLY REQUIRED

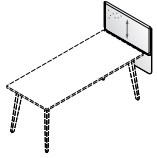


Lateral privacy screens - 30" H

Fabric panel with metal hardware. 1/4" (32 mm) space between the surface and the screen for wire management. Fits underneath 1 surface. 19" (483 mm) of private space over the surface. 10" (254 mm) modesty. 6" (150 mm) extension. Choice of 1 or 2 tones. Fabric 1: inside. Fabric 2: outside.

W x D x H (in)	W x D x H (mm)	Code	Gr1	Gr2	Gr3	Gr4	Gr5	Gr6	Gr8
41 x 1 1/4 x 30	1025 x 32 x 762	DSE4119_	687	695	746	759	811	877	963
35 x 1 1/4 x 30	875 x 32 x 762	DSE3519_	666	677	726	740	795	856	943
29 x 1 1/4 x 30	725 x 32 x 762	DSE2919_	571	580	630	645	697	760	846
25 x 1 1/4 x 30	625 x 32 x 762	DSE2519_	557	567	616	631	685	748	835

Left (L)



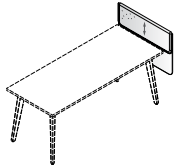
Right (R)

Lateral privacy screens - 24" H

Fabric panel with metal hardware. 1/4" (32 mm) space between the surface and the screen for wire management. Fits underneath 1 surface. 13" (331 mm) of private space over the surface. 10" (254 mm) modesty. 6" (150 mm) extension. Choice of 1 or 2 tones. Fabric 1: inside. Fabric 2: outside.

W x D x H (in)	W x D x H (mm)	Code	Gr1	Gr2	Gr3	Gr4	Gr5	Gr6	Gr8
41 x 1 1/4 x 24	1025 x 32 x 610	DSE4113_	643	651	688	699	743	789	858
35 x 1 1/4 x 24	875 x 32 x 610	DSE3513_	627	633	672	684	724	773	840
29 x 1 1/4 x 24	725 x 32 x 610	DSE2913_	535	545	580	592	634	683	751
25 x 1 1/4 x 24	625 x 32 x 610	DSE2513_	526	532	571	582	623	672	739

Left (L)



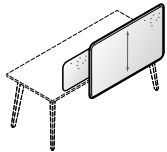
Right (R)

Collaborative sliding screens

Fabric panel with metal hardware. Fits underneath 1 surface. Sliding opening/closing for variable privacy. 19" (483 mm) of private space over the surface. 16" (406 mm) sliding privacy. Choice of 1 or 2 tones. Fabric 1: inside. Fabric 2: outside.

W x D x H (in)	W x D x H (mm)	Code	Gr1	Gr2	Gr3	Gr4	Gr5	Gr6	Gr8
48 x 1 1/4 x 30	1200 x 32 x 762	DSS4830_	866	887	980	1,008	1,111	1,233	1,398
38 x 1 1/4 x 30	950 x 32 x 762	DSS3630_	828	843	941	970	1,073	1,190	1,357
30 x 1 1/4 x 30	750 x 32 x 762	DSS3030_	803	822	916	944	1,048	1,165	1,333

Left (L)



Right (R)

Freestanding surface screens - 19" H

Fabric screen with 1 5/8" x 6 7/8" (400 mm x 170 mm) metal base. Can be positioned on 1 surface. Can accommodate 1 white board. 1 tone only.

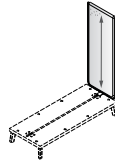
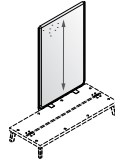
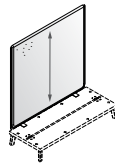
W x D x H (in)	W x D x H (mm)	Code	Gr1	Gr2	Gr3	Gr4	Gr5	Gr6	Gr8
34 x 1 1/4 x 19	850 x 32 x 483	DSA3419_	617	628	672	685	733	790	870
28 x 1 1/4 x 19	700 x 32 x 483	DSA2819_	592	603	640	650	692	739	805
22 x 1 1/4 x 19	550 x 32 x 483	DSA2219_	577	586	623	634	676	723	789

Specify accent color (K, S, W). Specify the fabric code at the end of the product code.

Price (\$)

Price (\$)

Platform screens



Fabric screen with metal supports. Must be installed on 1 platform. Can accommodate 1 white board. 1 tone only.
 46 1/2" H (1182 mm) = 54" H (1372 mm) installed on 1 platform.
 40 1/2" H (1029 mm) = 48" H (1219 mm) installed on 1 platform.
 34 1/2" H (877 mm) = 42" H (1067 mm) installed on 1 platform.

W x D x H (in)	W x D x H (mm)	Code	Gr1	Gr2	Gr3	Gr4	Gr5	Gr6	Gr8
48 x 1 1/4 x 46 1/2	1200 x 32 x 1182	DP4846_	882	904	1,015	1,049	1,168	1,305	1,504
36 x 1 1/4 x 46 1/2	900 x 32 x 1182	DP3646_	796	820	929	962	1,083	1,224	1,415
30 x 1 1/4 x 46 1/2	750 x 32 x 1182	DP3046_	754	780	890	921	1,040	1,181	1,376
24 x 1 1/4 x 46 1/2	600 x 32 x 1182	DP2446_	714	734	847	881	1,000	1,140	1,333
18 x 1 1/4 x 46 1/2	450 x 32 x 1182	DP1846_	672	695	807	840	958	1,100	1,294
48 x 1 1/4 x 40 1/2	1200 x 32 x 1029	DP4840_	820	840	938	968	1,073	1,197	1,364
36 x 1 1/4 x 40 1/2	900 x 32 x 1029	DP3640_	746	765	861	893	997	1,119	1,294
30 x 1 1/4 x 40 1/2	750 x 32 x 1029	DP3040_	671	693	788	820	922	1,050	1,224
24 x 1 1/4 x 40 1/2	600 x 32 x 1029	DP2440_	664	671	728	746	807	876	973
18 x 1 1/4 x 40 1/2	450 x 32 x 1029	DP1840_	633	656	752	783	890	1,013	1,186
48 x 1 1/4 x 34 1/2	1200 x 32 x 877	DP4834_	747	763	848	876	968	1,075	1,225
36 x 1 1/4 x 34 1/2	900 x 32 x 877	DP3634_	683	699	784	809	903	1,010	1,162
30 x 1 1/4 x 34 1/2	750 x 32 x 877	DP3034_	652	667	751	780	870	979	1,127
24 x 1 1/4 x 34 1/2	600 x 32 x 877	DP2434_	620	634	723	747	840	946	1,096
18 x 1 1/4 x 34 1/2	450 x 32 x 877	DP1834_	589	605	688	718	808	915	1,066

Specify the fabric code at the end of the product code.

Privacy floor screen



Fabric screen with metal base. Freestanding. 1 tone only.

W x D x H (in)	W x D x H (mm)	Code	Gr1	Gr2	Gr3	Gr4	Gr5	Gr6	Gr8
36 x 1 1/4 x 54	900 x 32 x 1372	DPA3654_	1,181	1,198	1,297	1,326	1,433	1,553	1,725

Specify accent color (K, S, W). Specify the fabric code at the end of the product code.

Collaborative privacy screen



Left (L)

Right (R)

Fabric screen with metal base. Freestanding. 180 degrees fantail opening/closing for variable privacy. 18" (450 mm) wide unfolded part. Choice of 1 or 2 tones. Fabric 1: inside. Fabric 2: outside.

W x D x H (in)	W x D x H (mm)	Code	Gr1	Gr2	Gr3	Gr4	Gr5	Gr6	Gr8
36 x 1 1/4 x 54	900 x 32 x 1372	DPV3654_	1,383	1,402	1,494	1,525	1,624	1,742	1,907

Specify left (L) or right (R). Specify accent color (K, S, W). Specify the fabric 1 code and the fabric 2 code after the product code.

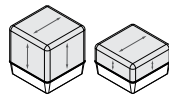
SEATS AND COUNTERS

Refer to the current Lacasse upholstery selection guide.

Order example:

DQ2818	QA12	DN04	NN
Product code	Choice of upholstery for upper part	Choice of upholstery for lower part	Electrical/communication module option

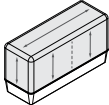



Square seats

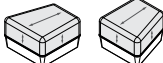
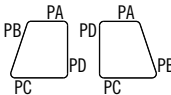


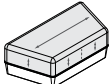
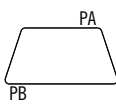
The base must have a polyurethane/vinyl upholstery only. 1 electrical/communication module option on the base (PA): \$867. The module holds 2 liquid proof 120 V electric outlets, 2 2.1A USB outlets, a 108" (2743 mm) cable with cord and ETL certified.

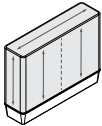
W x D x H (in)	W x D x H (mm)	Code	Gr1	Gr2	Gr3	Gr4	Gr5	Gr6	Gr7	Gr8
28 x 28 x 29	700 x 700 x 735	DQ2829_	1,332	1,361	1,520	1,566	1,737	1,936	2,248	2,212
28 x 28 x 18	700 x 700 x 457	DQ2818_	1,245	1,269	1,379	1,412	1,534	1,676	1,895	1,874

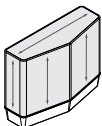
Indicate the code of the fabric or polyurethane/vinyl of the upper part after the product code. Indicate the code of the polyurethane/vinyl of the lower part after the first upholstery selection. Specify: no module (NN) or electrical/communication module (PA).

	W x D x H (in)	W x D x H (mm)	Code	Price (\$)							
Rectangular seats	<i>The base must have a polyurethane/vinyl upholstery only. 1 electrical/communication module option on the base (PA): \$867. The module holds 2 liquid proof 120 V electric outlets, 2 2.1A USB outlets, a 108" (2743 mm) cable with cord and ETL certified. Vertical seam at the center of the 56" W (1400 mm) section.</i>										
				Gr1	Gr2	Gr3	Gr4	Gr5	Gr6	Gr7	Gr8
	56 x 20 x 29	1400 x 500 x 735	DR5629	1,638	1,665	1,795	1,834	1,976	2,141	2,912	2,372
	28 x 20 x 29	700 x 500 x 735	DR2829	1,161	1,184	1,280	1,309	1,421	1,546	1,900	1,723
	28 x 20 x 18	700 x 500 x 457	DR2818	1,100	1,121	1,234	1,269	1,387	1,530	1,750	1,727
	Indicate the code of the fabric or polyurethane/vinyl of the upper part after the product code. Indicate the code of the polyurethane/vinyl of the lower part after the first upholstery selection.										
	Specify: no module (NN) or electrical/communication module (PA).										

	W x D x H (in)	W x D x H (mm)	Code	Price (\$)							
Asymmetrical seat	<i>The base must have a polyurethane/vinyl upholstery only. 1 electrical/communication module option on the base (PA, PB, PC or PD): \$867. The module holds 2 liquid proof 120 V electric outlets, 2 2.1A USB outlets, a 108" (2743 mm) cable with cord and ETL certified.</i>										
				Gr1	Gr2	Gr3	Gr4	Gr5	Gr6	Gr7	Gr8
Left (L)	28 x 28 x 18	700 x 700 x 457	DA2818	1,160	1,172	1,245	1,269	1,346	1,437	1,870	1,565
Right (R)											
	Specify at the end of the code: left (L) or right (R). Indicate the code of the fabric or polyurethane/vinyl of the upper part after the product code. Indicate the code of the polyurethane/vinyl of the lower part after the first upholstery selection. Specify: no module (NN) or electrical/communication module (PA, PB, PC or PD).										



	W x D x H (in)	W x D x H (mm)	Code	Price (\$)							
Trapeze seat	<i>The base must have a polyurethane/vinyl upholstery only. 1 electrical/communication module option on the base (PA or PB): \$867. The module holds 2 liquid proof 120 V electric outlets, 2 2.1A USB outlets, a 108" (2743 mm) cable with cord and ETL certified. Vertical seam at the center of the 56" W (1400 mm) section.</i>										
				Gr1	Gr2	Gr3	Gr4	Gr5	Gr6	Gr7	Gr8
	56 x 28 x 18	1400 x 700 x 457	DZ5618	1,475	1,497	1,617	1,649	1,777	1,927	2,620	2,135
	Indicate the code of the fabric or polyurethane/vinyl of the upper part after the product code. Indicate the code of the polyurethane/vinyl of the lower part after the first upholstery selection.										
	Specify: no module (NN) or electrical/communication module (PA, PB).										

	W x D x H (in)	W x D x H (mm)	Code	Price (\$)							
Rectangular counter	<i>The base must have a polyurethane or vinyl upholstery, no fabric. 1 (PA) or 2 (PC) electrical/communication module option on the side: \$867/\$1,736. The module holds 2 liquid proof 120 V electric outlets, 2 2.1A USB outlets, a 108" (2743 mm) cable with cord and ETL certified. Vertical seam at the center of the 56" W (1400 mm) section.</i>										
				Gr1	Gr2	Gr3	Gr4	Gr5	Gr6	Gr7	Gr8
	56 x 14 x 42	1400 x 350 x 1067	DCR56	1,751	1,779	1,909	1,949	2,090	2,255	3,025	2,486
Indicate the code of the fabric or polyurethane/vinyl of the upper part after the product code. Indicate the code of the polyurethane/vinyl of the lower part after the first upholstery selection.											

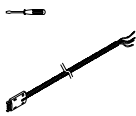
	W x D x H (in)	W x D x H (mm)	Code	Price (\$)							
Collaborative counter	<i>The base must have a polyurethane/vinyl upholstery only. 1 module (PA) on the right, 1 module (PB) on the left or 2 (PC) electrical/communication modules option on the side: \$867/\$1,736. The module holds 2 liquid proof 120 V electric outlets, 2 2.1A USB outlets, a 108" (2743 mm) cable with cord and ETL certified. Vertical seam at the center of the 56" W (1400 mm) section.</i>										
				Gr1	Gr2	Gr3	Gr4	Gr5	Gr6	Gr7	Gr8
	56 x 22 x 42	1400 x 550 x 1067	DCA56	2,013	2,047	2,195	2,241	2,407	2,595	3,479	2,860
Indicate the code of the fabric or polyurethane/vinyl of the upper part after the product code. Indicate the code of the polyurethane/vinyl of the lower part after the first upholstery selection.											


	W x D x H (in)	W x D x H (mm)	Code	Price (\$)
Mounting hardware for seats and counter	14 x 1 3/4 x 6	358 x 45 x 151	DGA	76





	W x D x H (in)	W x D x H (mm)	Code	Price (\$)							
Pouf	<i>Polyurethane or vinyl base. Lateral handle (same finish as the base).</i>										
				Gr1	Gr2	Gr3	Gr4	Gr5	Gr6	Gr7	Gr8
	16 x 16 x 20	400 x 400 x 508	DPF1620	729	743	802	821	884	961	1,215	1,069
Specify the fabric code after the product code. Indicate the code for the base/handle finish after the code for the fabric.											
Accent cushion	<i>Non removable upholstery. Fabric 1: front. Fabric 2: back.</i>										
				Gr1	Gr2	Gr3	Gr4	Gr5	Gr6	Gr7	Gr8
	16 x 6 x 16	400 x 150 x 400	DC01616	150	154	173	181	202	228	297	263
Specify the fabric 1 code and the fabric 2 code after the product code.											

ELECTRIFICATION AND WIRE MANAGEMENT SYSTEM

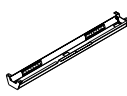
	W x D x H (in)	W x D x H (mm)	Code	Price (\$)
Electrical feed from floor	72" (1828 mm) long cable. Must be installed by an electrician.			
			DNNNN-FFED72	293


	W x D x H (in)	W x D x H (mm)	Code	Price (\$)
Electrical ceiling feed	Post and cable: 120" (3000 mm) tall aluminum post. Silver. 160" (4064 mm) long cable. Screws and supports included. Must be installed by an electrician.			
			DNNNS-CFEED120	804
	Post: 120" (3000 mm) tall aluminum post. Silver.			
			DNNNS-POLE120	627

	W x D x H (in)	W x D x H (mm)	Code	Price (\$)
Electric outlet kit	<i>Can be attached inside a laminate module, a technology module or under a surface when a wire channel is specified. Required width: 18" or more. Includes 2 duplex (4 outlets), 1 duplex connector, duplexes support, 1 18" interconnexion bypass cable and 1 H connector.</i>			
	1 x 2 1/4 x 18	25 x 70 x 453	DNNNS-4DUPC	401
Specify circuit number at the end of the code (1, 2).				

	W x D x H (in)	W x D x H (mm)	Code	Price (\$)
Vertical wire cover for electric outlet kit	<i>Can be placed on the electric outlet kit. Metal silver accent raceway and communication plate.</i>			
	6 1/2 x 3 x 18	169 x 76 x 453	DNNNS-VWM18	253

	W x D x H (in)	W x D x H (mm)	Code	Price (\$)
Platform connecting cable - 24" L	To link 2 side-by-side platforms.			
			LGC-4PASS24	178

	W x D x H (in)	W x D x H (mm)	Code	Price (\$)
Under-surface wire channels	<i>Metal pass wire channels for wire management allows electric wires to pass through. Fits underneath 1 surface. Includes the wire channel, an interconnexion bypass cable, 1 H connector, 1 communication plate and 2 wire management clips. The 36" (929 mm) wire channel is compatible with all rectangular surfaces. The 30" (779 mm) wire channel is compatible with all other shape surfaces.</i>			
	36 1/2 x 8 3/4 x 3 3/4	929 x 220 x 84	DNNNS-HWS36	589
	30 3/8 x 8 3/4 x 3 3/4	779 x 220 x 84	DNNNS-HWS30	575

	W x D x H (in)	W x D x H (mm)	Code	Price (\$)
Channels for platforms	<i>Metal pass wire channels for wire management allows electric wires to pass through. Must be installed under a non electrified platform. Does not include an interconnexion bypass cable, refer to the general Lacasse price book.</i>			
	91 3/8 x 8 3/4 x 3 3/4	2329 x 220 x 84	DNNNS-HWP98	433
	68 x 8 3/4 x 3 3/4	1729 x 220 x 84	DNNNS-HWP74	388
	56 1/4 x 8 3/4 x 3 3/4	1429 x 220 x 84	DNNNS-HWP62	342
	46 1/2 x 8 3/4 x 3 3/4	1179 x 220 x 84	DNNNS-HWP50	298