

Office Doctor Discount Office Furniture

www.OfficeDr.com 856-368-9085

Safco Sale On Now

Take 50% Off the List Prices in this PDF

Call 856-368-9085 Now

Free Layout & Design Service

File Harbor Files



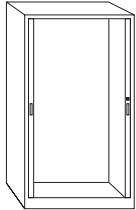
- Horizontally sliding tambour doors. Doors recede into concealed inner pockets
- 100% access to files
- Adjustable shelves and dividers – shelves adjust on 1"H increments
- Shelf depth 14¾"; interior depth 16½"; 10" clearance between shelves
- All internal components standard in Graphite finish
- For cabinets to be keyed alike, add a "K" to the end of the model number and refer to last column for list price

Standard door colors: Mist, Graphite, Pebble Gray and Sand only

See page 7 for Safco Corporate Color Program, Laminates and Paint colors or go to Safco website to view color swatches

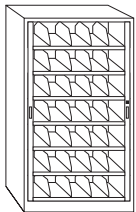
Interior Heights:
 83"H = 76"H interior
 62"H = 55"H interior
 38"H = 34"H interior

FILE HARBOR CABINETS - 83" HEIGHT (76" INTERIOR HEIGHT)



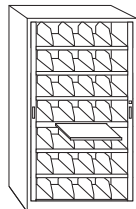
Empty Cabinet – built-in bottom shelf; add other components ^{GSA}

Parent #	Description	W	Size H	D	Wt.	List Price	List Price Add "K" Suffix Keyed-Alike
83483	48"W x 83"H	47¼"	83"	17¾"	245	5,040.00	5,160.00
83423	42"W x 83"H	42"	83"	17¾"	220	4,703.00	4,825.00
83363	36"W x 83"H	36"	83"	17¾"	200	4,242.00	4,363.00



Preconfigured Cabinet for color-coded end-tab filing. Includes 7 shelves with adjustable filing dividers ^{GSA}

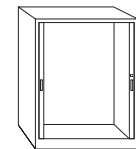
8348A3	48"W x 83"H 4 dividers per shelf.	47¼"	83"	17¾"	355	6,938.00	7,062.00
8342A3	42"W x 83"H 3 dividers per shelf.	42"	83"	17¾"	325	6,548.00	6,670.00
8336A3	36"W x 83"H 3 dividers per shelf.	36"	83"	17¾"	290	6,032.00	6,226.00



Same as above except one standard shelf replaced with pull-out reference shelf ^{GSA}

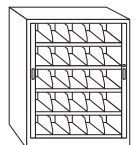
8348B3	48"W x 83"H 4 dividers per shelf.	47¼"	83"	17¾"	364	7,313.00	7,436.00
8342B3	42"W x 83"H 3 dividers per shelf.	42"	83"	17¾"	333	6,785.00	6,911.00
8336B3	36"W x 83"H 3 dividers per shelf.	36"	83"	17¾"	298	6,450.00	6,574.00
912089R	Master Key				1	93.00	

FILE HARBOR CABINETS - 62" HEIGHT (55" INTERIOR HEIGHT)



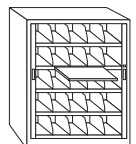
Empty 62"H Cabinet – built-in bottom shelf; add other components

Parent #	Description	W	Size H	D	Wt.	List Price	List Price Add "K" Suffix Keyed-Alike
^{GSA} 62483	48"W x 62"H	47¼"	61½"	17¾"	200	4,132.00	4,253.00
62423	42"W x 62"H	42"	61½"	17¾"	188	3,772.00	4,008.00
^{GSA} 62363	36"W x 62"H	36"	61½"	17¾"	175	3,725.00	3,849.00



Preconfigured Cabinet for color-coded end-tab filing. Includes 5 shelves with adjustable filing dividers ^{GSA}

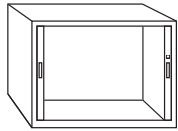
6248A3	48"W x 62"H 4 dividers per shelf.	47¼"	61½"	17¾"	284	5,549.00	5,674.00
6242A3	42"W x 62"H 3 dividers per shelf.	42"	61½"	17¾"	262	5,214.00	5,339.00
6236A3	36"W x 62"H 3 dividers per shelf.	36"	61½"	17¾"	237	4,984.00	5,104.00



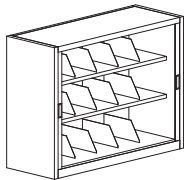
Same as above except one standard shelf replaced with pull-out reference shelf ^{GSA}

6248B3	48"W x 62"H 4 dividers per shelf.	47¼"	61½"	17¾"	298	6,095.00	6,222.00
6242B3	42"W x 62"H 3 dividers per shelf.	42"	61½"	17¾"	274	5,578.00	5,697.00
6236B3	36"W x 62"H 3 dividers per shelf.	36"	61½"	17¾"	247	5,332.00	5,455.00

FILE HARBOR CABINETS - 38" HEIGHT (34" INTERIOR HEIGHT)



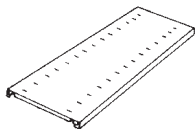
Parent #	Description	W	Size H	D	Wt.	List Price	List Price Add "K" Suffix Keyed-Alike
Empty 38"H Cabinet – built-in bottom shelf; add other components							
38483	48"W x 38"H	47¼"	38"	17¾"	100	3,695.00	3,818.00
38423	42"W x 38"H	42"	38"	17¾"	90	3,575.00	3,698.00
38363	36"W x 38"H	36"	38"	17¾"	80	3,461.00	3,581.00



Parent #	Description	W	Size H	D	Wt.	List Price	List Price Add "K" Suffix Keyed-Alike
Preconfigured Cabinet for color coded – end tab filing. Includes 3 shelves with adjustable filing components							
3848A3	48"W x 38"H 4 dividers per shelf	47¼"	38"	17¾"	142	4,481.00	4,602.00
3842A3	42"W x 38"H 3 dividers per shelf	42"	38"	17¾"	130	4,313.00	4,434.00
3836A3	36"W x 38"H 3 dividers per shelf	36"	38"	17¾"	105	4,151.00	4,275.00

FILE HARBOR COMPONENTS

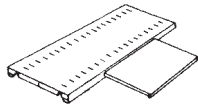
- Shelves have a 200 lb. weight capacity
- Reference shelves have a 100 lb. weight capacity
- Dividers adjust on 2.5" increments



Parent #	Description	W	Size H	D	Wt.	List Price
MS4801	42" Shelf (Fits 48"W cabinet)	42"	1"	14¾"	15	237.00
MS4802	Package of 2 shelves				30	421.00
MS4803	Package of 3 shelves				45	636.00
MS4201	37" Shelf (Fits 42"W cabinet)	36¾"	1"	14¾"	13	203.00
MS4202	Package of 2 shelves				26	392.00
MS4203	Package of 3 shelves				39	589.00
MS3601	31" Shelf (Fits 36"W cabinet)	30¾"	1"	14¾"	11	189.00
MS3602	Package of 2 shelves				22	357.00
MS3603	Package of 3 shelves				33	519.00

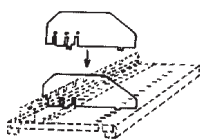
Shelves have a 200 lb. weight capacity.

911196R	Replacement Shelf Hook, 4 pc.				1	118.00
---------	--------------------------------------	--	--	--	---	--------



MRS48	42" Reference Shelf (Fits 48"W cabinet) Same as MS48 but with 18"W x 11"D pull-out slide	42"	1"	14¾"	30	846.00
MRS42	37" Reference Shelf (Fits 42"W cabinet)	36¾"	1"	14¾"	27	831.00
MRS36	31" Reference Shelf (Fits 36"W cabinet)	30¾"	1"	14¾"	23	788.00

Reference shelves have a 100 lb. weight capacity.



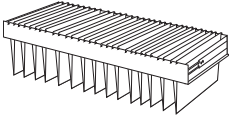

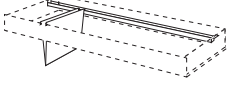

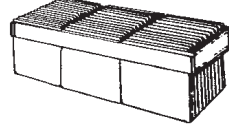
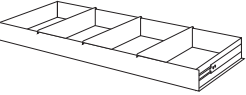
MFD48	Adjustable Filing Dividers (Fits 42"W shelf) 4 adjustable filing dividers and 1 backstop for separating file folders	—	6"	13"	4.8	134.00
MFD42	Adjustable Filing Dividers (Fits 37"W shelf) 3 adjustable filing dividers and 1 backstop for separating file folders	—	6"	13"	4.3	128.00
MFD36	Adjustable Filing Dividers (Fits 31"W shelf) Same as above	—	6"	13"	3.8	116.00

Dividers adjust on 2½" increments.

MFD4	Set of 4 Extra Filing Dividers No backstop	—	6"	13"	4.0	116.00
------	--	---	----	-----	-----	--------

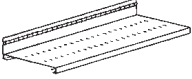

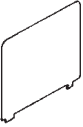
ROLL-OUT FRAME

Note: Interlock mechanism included with each roll-out

Parent #	Description	W	Size H	D	Wt.	List Price
 GSA MRF482	Roll-Out Frame (Fits 48" W cabinet) 39 3/4 filing inches For legal-size hanging folders, print-outs, etc., side-to-side format. To accommodate letter-size hanging folders, add MCM481	40 3/4"	3 3/4"	15 3/4"	18	801.00
 GSA MRF422	Roll-Out Frame (Fits 42" W cabinet) 34 filing inches To accommodate letter-size folders, add MCM421	35 3/4"	3 3/4"	15 3/4"	17	810.00
 GSA MRF362	Roll-Out Frame (Fits 36" W cabinet) 28 filing inches. To accommodate letter-size folders, add MCM361	29 3/4"	3 3/4"	15 3/4"	15	780.00
GSA MCM	Cross-Member (front-to-back) Creates separations within Roll-Out Frame for filing front to back	1 1/2"	3/4"	15 3/4"	1	104.00
 GSA MCM481	Cross-Member (side-to-side) (Fits MRF482) For filing letter-size hanging folders side-to-side	40 3/4"	3/4"	1 1/2"	2	305.00
GSA MCM421	Cross-Member (side-to-side) (Fits MRF422)	35 3/4"	3/4"	1 1/2"	2	274.00
GSA MCM361	Cross-Member (side-to-side) (Fits MRF362)	29 3/4"	3/4"	1 1/2"	2	236.00
 GSA MRP482	Roll-Out Frame for Pendaflex Fits 48" W cabinet Includes 2 Cross-Members; provides 3 rows of letter-size Pendaflex (45 filing inches)	40 3/4"	3 3/4"	15 3/4"	20	1,071.00
GSA MRP422	Roll-Out Frame for Pendaflex Fits 42" W cabinet Includes 2 Cross-Members; provides 2 rows of letter-size Pendaflex (30 filing inches)	35 3/4"	3 3/4"	15 3/4"	19	1,038.00
GSA MRP362	Roll-Out Frame for Pendaflex Fits 36" W cabinet Includes 2 Cross-Members; provides 2 rows of letter-size Pendaflex (30 filing inches)	29 3/4"	3 3/4"	15 3/4"	17	923.00
 GSA MRD482	Roll-Out Drawer with Dividers Fits 48" W cabinet For storage of diskettes, other media 3 dividers provided (adjust on 1/4" increments) Interior:	40 3/4"	3 3/4"	15 3/4"	27	1,285.00
GSA MRD422	Roll-Out Drawer with Dividers Fits 42" W cabinet Interior:	35 3/4" 33 3/4"	3 3/4" —	15 3/4" 15 1/8"	25	1,222.00
GSA MRD362	Roll-Out Drawer with Dividers (Fits 36" W cabinet) Interior:	29 3/4" 27 3/4"	3 3/4" —	15 3/4" 15 1/8"	23	1,153.00
GSA MDV	Set of 3 Extra Dividers For Roll-Out Drawers		—		3.3	155.00

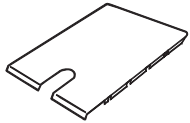
(125# capacity)

MASTER SHELF

	Parent #	Description	W	Size H	D	Wt.	List Price
	GSA MOS48	42" Master Shelf Fits 48" W cabinet To build 41" W file organizing system; accepts shelf supports, dividers, in 1" increments	42"	5 1/4"	14 3/4"	12	452.00
	GSA MOS42	37" Master Shelf Fits 42" cabinet Same as above except builds 36" W organizing system	36 3/4"	5 1/4"	14 3/4"	11	441.00
	GSA MOS36	31" Master Shelf Fits 36" cabinet Same as above except builds 30" W organizing system	30 3/4"	5 1/4"	14 3/4"	9	409.00
	GSA SS12LC	Shelf Support Supports shelves (below) on 1/2" vertical increments; mounts on Master Shelf (Not compatible with MS48/MS36 shelves)	—	12"	12"	1.5	54.00
	GSA D09G503	Dividers - package of 3 To separate binders, manuals, etc.	—	9"	13 1/2"	6.9	114.00
	GSA D09G510	Dividers - package of 10	—	9"	13 1/2"	23	376.00

GSA **Kwik Shelf® Shelving System**

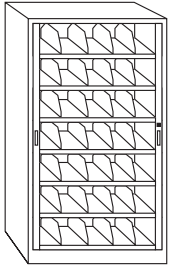
- Shelves fit between Shelf Supports to create sorting or storage pockets for paper, forms or other media
- Each shelf locks firmly in place, yet removes quickly for easy reconfiguration
- Shelves are 18-gauge






Width	Depth	Wt. per shelf	Parent #	6-Shelf Package List Price
4"	12"	.5	0412P06	142.00
5"	12"	.75	0512P06	152.00
6"	12"	.75	0612P06	157.00
7"	12"	1.0	0712P06	165.00
8"	12"	1.05	0812P06	195.00
9"	12"	1.05	0912P06	214.00
10"	12"	1.15	1012P06	226.00
11"	12"	1.25	1112P06	240.00
12"	12"	1.4	1212P06	243.00
14"	12"	2.3	1412P06	333.00
16"	12"	2.8	1612P06	384.00

To increase filing density, File Harbor Cabinets can also mount to the Kwik-Track system creating either a bi-file or tri-file lateral sliding cabinet system. In either configuration, the rear of the cabinets are stationary with cabinets in front mounted into a sliding carriage on a track mounted to the floor.

- Heavy-duty aluminum track construction supports 3,500 lbs. per carriage
- Anti-tip arm built into base for stability and easy installation
- Systems are complete with pre-configured cabinets and track systems
- Track system has a Brushed Aluminum finish
- Floor mounting hardware included
- Track adds 2³/₄" to overall height of system
- Dividers included




8342A3 cabinet

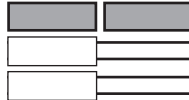
Parent #	Description	Dimensions	Wt.	LFI	List Price
36" W options use 8336A3 cabinets 					
FH3621	2/1 System	78"W x 38 ¹ / ₂ "D x 85"H	905	651"	18,837.00
FH3632	3/2 System	116"W x 38 ¹ / ₂ "D x 85"H	1,520	1085"	32,345.00
FH3643	4/3 System	156"W x 38 ¹ / ₂ "D x 85"H	2,135	1519"	45,250.00
42" W options use 8342A3 cabinets 					
FH4232	3/2 System	137"W x 38 ¹ / ₂ "D x 85"H	1,695	1295"	34,561.00
48" W options use 8348A3 cabinets 					
FH48433	4/3/3 System	198"W x 59 ¹ / ₄ "D x 85"H	3,700	2940"	81,324.00
912089R	Master Key for above Cabinet Systems	—	1		93.00



2/1 - 2 Rows; 2 Fixed, 1 Movable, 38¹/₂" D



3/2 - 2 Rows; 3 Fixed, 2 Movable, 38¹/₂" D



2/1/1 - 3 Rows; 2 Fixed, 2 Movable, 59¹/₄" D



4/3 - 2 Rows; 4 Fixed, 3 Movable, 38¹/₂" D



3/2/2 - 3 Rows; 3 Fixed, 4 Movable, 59¹/₄" D



4/3/3 - 3 Rows; 4 Fixed, 6 Movable, 59¹/₄" D