

Office Doctor Discount Office Furniture

www.OfficeDr.com 856-368-9085

Safco Sale On Now

Take 50% Off the List Prices in this PDF

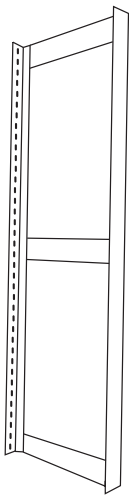
Call 856-368-9085 Now

Free Layout & Design Service

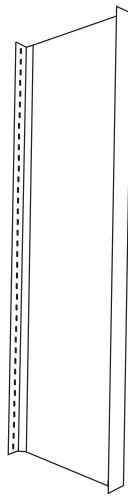

Four Post Filing & Storage



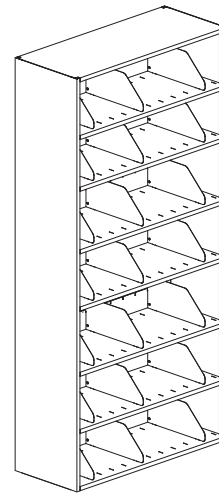

- 4-Post Shelving starter unit includes two uprights, the required number of shelves (24", 30", 36", 42" or 48" wide), center stops or back stops, shelf supports, shelf reinforcements as required, and one canopy top. Shelves are 18- or 22-gauge steel
- Adder units include the previously mentioned parts with one upright, closed or open
- 240 lb. capacity per shelf. All shelving adjusts on 1½" increments along 4-Post uprights
- Choose from either closed "L" uprights, closed "T" uprights, or open "T" uprights
- "T" uprights are normally for internal range support, while closed "L" uprights provide a more finished external appearance
- Dividers are not included, but are required when using standard common stops (order separately), dividers adjust on 3" increments
- Back panels are optional
- Units sold open-back as standard
- Clearance end tab filing 9¾"
- Standard Safco® Corporate colors, see page 7



Open "T"



Closed "T"



Closed "L"



PRODUCT NUMBERING SCHEME FOR 4-POST SHELVING

Product Number Example: **EFL36248685**

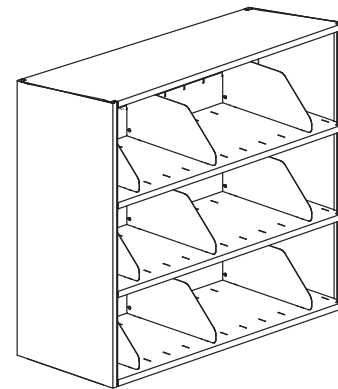
- E:** Even Dimension 4-Post
- F:** 4-Post Shelving
- L, T or O:** Shelving Type ("L" for Closed L-Upright, "T" for Closed T-Upright, and "O" for Open T-Upright.)
- 36:** Shelving Width in Inches (24, 30, 36, 42 or 48)
- 24:** Shelving Depth in Inches (9, 12, 15, 18, 24, or 30)
- 86:** Upright Height in Inches (43, 65, 76, 86, or 97)
- 8:** Number of Usable Shelves
- S:** Starter
- A:** Adder

43" Height, Three-Tier Complete Assemblies (Binder Storage) ^{GSA}

- 12" and 15" are single entry only
- 18", 24" and 30" deep are double entry
- **Option of ordering with and without Dividers, add "DV" suffix if ordering with dividers** (3 dividers per shelf)
- Dividers required for use with common stops
- Standard Safco® Corporate colors, see page 7

Starter Units with Two Closed "L" Uprights ^{GSA}

Parent #	W	D	H	Wt.	Without Dividers		With Dividers	
					List Price	Wt.	Add "DV" Suffix List Price	
EFL2412433S	24"	12"	43"	48	670.00	57	807.00	
EFL2415433S	24"	15"	43"	55	705.00	64	863.00	
EFL2418433S	24"	18"	43"	66	878.00	75	1,282.00	
EFL2424433S	24"	24"	43"	80	923.00	89	1,192.00	
EFL2430433S	24"	30"	43"	99	1,030.00	108	1,337.00	
EFL3012433S	30"	12"	43"	53	670.00	62	807.00	
EFL3015433S	30"	15"	43"	62	705.00	71	863.00	
EFL3018433S	30"	18"	43"	73	886.00	82	1,293.00	
EFL3024433S	30"	24"	43"	89	926.00	98	1,199.00	
EFL3030433S	30"	30"	43"	109	1,032.00	118	1,341.00	
EFL3612433S	36"	12"	43"	59	675.00	68	812.00	
EFL3615433S	36"	15"	43"	68	699.00	77	852.00	
EFL3618433S	36"	18"	43"	81	899.00	90	1,305.00	
EFL3624433S	36"	24"	43"	99	948.00	108	1,216.00	
EFL3630433S	36"	30"	43"	120	1,032.00	129	1,341.00	
EFL4212433S	42"	12"	43"	72	710.00	81	847.00	
EFL4215433S	42"	15"	43"	83	780.00	92	934.00	
EFL4218433S	42"	18"	43"	94	926.00	103	1,333.00	
EFL4224433S	42"	24"	43"	113	1,005.00	122	1,274.00	
EFL4230433S	42"	30"	43"	136	1,123.00	145	1,403.00	
EFL4812433S	48"	12"	43"	81	787.00	90	923.00	
EFL4815433S	48"	15"	43"	91	866.00	100	1,023.00	
EFL4818433S	48"	18"	43"	104	1,012.00	113	1,415.00	
EFL4824433S	48"	24"	43"	123	1,083.00	132	1,377.00	
EFL4830433S	48"	30"	43"	148	1,189.00	157	1,491.00	



Adder Units with Open "T" Upright ^{GSA}

Parent #	W	D	H	Wt.	Without Dividers		With Dividers	
					List Price	Wt.	Add "DV" Suffix List Price	
EFO2412433A	24"	12"	43"	35	518.00	44	653.00	
EFO2415433A	24"	15"	43"	37	542.00	46	700.00	
EFO2418433A	24"	18"	43"	42	729.00	51	1,135.00	
EFO2424433A	24"	24"	43"	49	759.00	58	1,029.00	
EFO2430433A	24"	30"	43"	59	818.00	68	1,123.00	
EFO3012433A	30"	12"	43"	40	518.00	49	653.00	
EFO3015433A	30"	15"	43"	44	542.00	53	700.00	
EFO3018433A	30"	18"	43"	49	737.00	58	1,144.00	
EFO3024433A	30"	24"	43"	57	761.00	66	1,031.00	
EFO3030433A	30"	30"	43"	68	821.00	77	1,127.00	
EFO3612433A	36"	12"	43"	46	521.00	55	658.00	
EFO3615433A	36"	15"	43"	50	549.00	59	705.00	
EFO3618433A	36"	18"	43"	57	723.00	66	1,144.00	
EFO3624433A	36"	24"	43"	66	761.00	75	1,031.00	
EFO3630433A	36"	30"	43"	79	821.00	88	1,127.00	
EFO4212433A	42"	12"	43"	59	559.00	68	693.00	
EFO4215433A	42"	15"	43"	64	619.00	73	771.00	
EFO4218433A	42"	18"	43"	71	780.00	80	1,185.00	
EFO4224433A	42"	24"	43"	81	838.00	90	1,108.00	
EFO4230433A	42"	30"	43"	95	910.00	104	1,195.00	
EFO4812433A	48"	12"	43"	68	651.00	77	786.00	
EFO4815433A	48"	15"	43"	73	703.00	82	860.00	
EFO4818433A	48"	18"	43"	80	862.00	89	1,268.00	
EFO4824433A	48"	24"	43"	91	941.00	100	1,212.00	
EFO4830433A	48"	30"	43"	108	1,002.00	117	1,307.00	

With Closed "T" Upright ^{GSA}

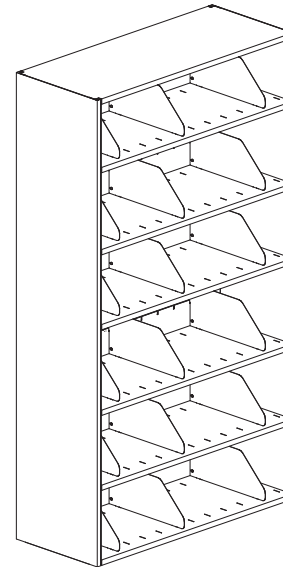
Parent #	Wt.	Without Dividers		With Dividers	
		List Price	Wt.	Add "DV" Suffix List Price	
EFT2412433A	37	620.00	46	755.00	
EFT2415433A	42	653.00	51	810.00	
EFT2418433A	50	842.00	59	1,247.00	
EFT2424433A	60	885.00	69	1,155.00	
EFT2430433A	74	982.00	83	1,289.00	
EFT3012433A	42	620.00	51	755.00	
EFT3015433A	49	653.00	58	810.00	
EFT3018433A	57	852.00	66	1,255.00	
EFT3024433A	69	887.00	78	1,160.00	
EFT3030433A	84	985.00	93	1,294.00	
EFT3612433A	48	624.00	57	760.00	
EFT3615433A	55	646.00	64	818.00	
EFT3618433A	64	852.00	73	1,255.00	
EFT3624433A	77	887.00	86	1,160.00	
EFT3630433A	95	985.00	104	1,294.00	
EFT4212433A	62	658.00	71	796.00	
EFT4215433A	69	727.00	78	885.00	
EFT4218433A	78	893.00	87	1,299.00	
EFT4224433A	92	963.00	101	1,232.00	
EFT4230433A	111	1,079.00	120	1,384.00	
EFT4812433A	70	750.00	79	886.00	
EFT4815433A	78	814.00	87	970.00	
EFT4818433A	88	972.00	97	1,381.00	
EFT4824433A	103	1,043.00	112	1,336.00	
EFT4830433A	123	1,168.00	132	1,474.00	

65" Height, Six-Tier Complete Assemblies ^{GSA}

- 9", 12" and 15" are single entry only
- 18", 24" and 30" deep are double entry
- Option of ordering with and without Dividers, add "DV" suffix if ordering with dividers (3 dividers per shelf)
- Dividers required for use with common stops
- Standard Safco® Corporate colors, see page 7

Starter Units with Two Closed "L" Uprights ^{GSA}

Parent #	W	D	H	Wt.	Without Dividers		With Dividers	
					List Price	Wt.	Add "DV" Suffix List Price	Wt.
EFL2409656S	24"	9"	65"	67	1,029.00	85	1,310.00	
EFL2412656S	24"	12"	65"	79	959.00	97	1,159.00	
EFL2415656S	24"	15"	65"	91	1,029.00	109	1,265.00	
EFL2418656S	24"	18"	65"	109	1,369.00	127	1,980.00	
EFL2424656S	24"	24"	65"	133	1,403.00	151	1,836.00	
EFL2430656S	24"	30"	65"	165	1,628.00	183	2,092.00	
EFL3009656S	30"	9"	65"	75	1,037.00	93	1,347.00	
EFL3012656S	30"	12"	65"	88	959.00	106	1,182.00	
EFL3015656S	30"	15"	65"	103	1,009.00	121	1,265.00	
EFL3018656S	30"	18"	65"	120	1,377.00	138	1,989.00	
EFL3024656S	30"	24"	65"	148	1,433.00	166	1,842.00	
EFL3030656S	30"	30"	65"	182	1,630.00	200	2,094.00	
EFL3609656S	36"	9"	65"	87	1,037.00	105	1,347.00	
EFL3612656S	36"	12"	65"	91	963.00	109	1,186.00	
EFL3615656S	36"	15"	65"	114	1,014.00	132	1,272.00	
EFL3618656S	36"	18"	65"	134	1,349.00	152	1,990.00	
EFL3624656S	36"	24"	65"	163	1,405.00	181	1,842.00	
EFL3630656S	36"	30"	65"	201	1,598.00	219	2,052.00	
EFL4209656S	42"	9"	65"	110	1,102.00	128	1,409.00	
EFL4212656S	42"	12"	65"	125	1,049.00	143	1,227.00	
EFL4215656S	42"	15"	65"	142	1,183.00	160	1,391.00	
EFL4218656S	42"	18"	65"	159	1,455.00	177	2,068.00	
EFL4224656S	42"	24"	65"	192	1,597.00	210	2,002.00	
EFL4230656S	42"	30"	65"	232	1,804.00	250	2,222.00	
EFL4809656S	48"	9"	65"	124	1,231.00	142	1,541.00	
EFL4812656S	48"	12"	65"	140	1,228.00	158	1,401.00	
EFL4815656S	48"	15"	65"	157	1,328.00	175	1,563.00	
EFL4818656S	48"	18"	65"	178	1,605.00	196	2,215.00	
EFL4824656S	48"	24"	65"	211	1,735.00	229	2,179.00	
EFL4830656S	48"	30"	65"	254	1,948.00	272	2,413.00	



Adder Units with Open "T" Upright ^{GSA}

Parent #	W	D	H	Wt.	Without Dividers		With Dividers	
					List Price	Wt.	Add "DV" Suffix List Price	Wt.
EFO2409656A	24"	9"	65"	55	876.00	73	1,183.00	
EFO2412656A	24"	12"	65"	60	823.00	78	1,029.00	
EFO2415656A	24"	15"	65"	64	864.00	82	1,079.00	
EFO2418656A	24"	18"	65"	74	1,149.00	92	1,760.00	
EFO2424656A	24"	24"	65"	86	1,233.00	104	1,641.00	
EFO2430656A	24"	30"	65"	105	1,355.00	123	1,821.00	
EFO3009656A	30"	9"	65"	64	885.00	82	1,189.00	
EFO3012656A	30"	12"	65"	69	823.00	87	1,029.00	
EFO3015656A	30"	15"	65"	76	864.00	94	1,102.00	
EFO3018656A	30"	18"	65"	86	1,189.00	104	1,769.00	
EFO3024656A	30"	24"	65"	101	1,213.00	119	1,644.00	
EFO3030656A	30"	30"	65"	122	1,359.00	140	1,825.00	
EFO3609656A	36"	9"	65"	75	885.00	93	1,189.00	
EFO3612656A	36"	12"	65"	80	830.00	98	1,032.00	
EFO3615656A	36"	15"	65"	87	854.00	105	1,107.00	
EFO3618656A	36"	18"	65"	99	1,189.00	117	1,805.00	
EFO3624656A	36"	24"	65"	116	1,213.00	134	1,644.00	
EFO3630656A	36"	30"	65"	141	1,359.00	159	1,788.00	
EFO4209656A	42"	9"	65"	99	947.00	117	1,252.00	
EFO4212656A	42"	12"	65"	101	897.00	119	1,102.00	
EFO4215656A	42"	15"	65"	115	1,019.00	133	1,227.00	
EFO4218656A	42"	18"	65"	126	1,271.00	144	1,846.00	
EFO4224656A	42"	24"	65"	145	1,400.00	163	1,807.00	
EFO4230656A	42"	30"	65"	172	1,532.00	190	1,994.00	
EFO4809656A	48"	9"	65"	113	1,078.00	131	1,384.00	
EFO4812656A	48"	12"	65"	121	1,052.00	139	1,252.00	
EFO4815656A	48"	15"	65"	130	1,165.00	148	1,399.00	
EFO4818656A	48"	18"	65"	144	1,422.00	162	2,033.00	
EFO4824656A	48"	24"	65"	164	1,540.00	182	1,981.00	
EFO4830656A	48"	30"	65"	186	1,676.00	204	2,141.00	

With Closed "T" Upright ^{GSA}

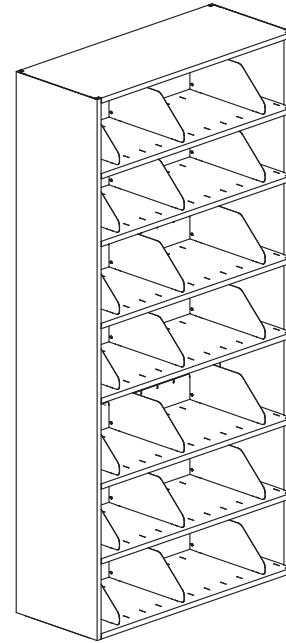
Parent #	Wt.	Without Dividers		With Dividers	
		List Price	Wt.	Add "DV" Suffix List Price	Wt.
EFT2409656A	54	951.00	72	1,280.00	
EFT2412656A	63	923.00	81	1,127.00	
EFT2415656A	71	973.00	89	1,213.00	
EFT2418656A	81	1,255.00	99	1,869.00	
EFT2424656A	102	1,378.00	120	1,783.00	
EFT2430656A	127	1,549.00	145	2,013.00	
EFT3009656A	63	981.00	81	1,289.00	
EFT3012656A	72	923.00	90	1,127.00	
EFT3015656A	83	973.00	101	1,213.00	
EFT3018656A	95	1,329.00	113	1,940.00	
EFT3024656A	117	1,381.00	135	1,787.00	
EFT3030656A	144	1,552.00	162	2,017.00	
EFT3609656A	74	981.00	92	1,289.00	
EFT3612656A	83	929.00	101	1,133.00	
EFT3615656A	94	982.00	112	1,195.00	
EFT3618656A	108	1,329.00	126	1,940.00	
EFT3624656A	132	1,381.00	150	1,788.00	
EFT3630656A	155	1,458.00	173	1,924.00	
EFT4209656A	98	1,040.00	116	1,349.00	
EFT4212656A	109	999.00	127	1,177.00	
EFT4215656A	122	1,128.00	140	1,337.00	
EFT4218656A	135	1,407.00	153	2,018.00	
EFT4224656A	161	1,545.00	179	1,948.00	
EFT4230656A	194	1,727.00	212	2,148.00	
EFT4809656A	112	1,172.00	130	1,483.00	
EFT4812656A	124	1,172.00	142	1,378.00	
EFT4815656A	137	1,272.00	155	1,506.00	
EFT4818656A	153	1,556.00	171	2,172.00	
EFT4824656A	186	1,832.00	204	2,239.00	
EFT4830656A	216	1,871.00	234	2,337.00	

76" Height, Seven-Tier Complete Assemblies GSA

- 9", 12" and 15" are single entry only
- 18", 24" and 30" deep are double entry
- **Option of ordering with and without Dividers, add "DV" suffix if ordering with dividers** (3 dividers per shelf)
- Dividers required for use with common stops
- Standard Safco® Corporate colors, see page 7

Starter Units with Two Closed "L" Uprights GSA

Parent #	W	D	H	Wt.	Without Dividers		With Dividers	
					List Price	Wt.	Add "DV" Suffix List Price	
EFL2409767S	24"	9"	76"	77	1,212.00	98	1,615.00	
EFL2412767S	24"	12"	76"	92	1,114.00	113	1,407.00	
EFL2415767S	24"	15"	76"	104	1,169.00	125	1,475.00	
EFL2418767S	24"	18"	76"	112	1,554.00	133	2,270.00	
EFL2424767S	24"	24"	76"	153	1,674.00	174	2,148.00	
EFL2430767S	24"	30"	76"	191	1,905.00	212	2,448.00	
EFL3009767S	30"	9"	76"	86	1,212.00	107	1,615.00	
EFL3012767S	30"	12"	76"	102	1,136.00	123	1,407.00	
EFL3015767S	30"	15"	76"	118	1,145.00	139	1,446.00	
EFL3018767S	30"	18"	76"	126	1,546.00	147	2,260.00	
EFL3024767S	30"	24"	76"	171	1,676.00	192	2,150.00	
EFL3030767S	30"	30"	76"	210	1,909.00	231	2,450.00	
EFL3609767S	36"	9"	76"	100	1,199.00	121	1,605.00	
EFL3612767S	36"	12"	76"	115	1,118.00	136	1,413.00	
EFL3615767S	36"	15"	76"	131	1,166.00	152	1,498.00	
EFL3618767S	36"	18"	76"	141	1,546.00	162	2,215.00	
EFL3624767S	36"	24"	76"	188	1,643.00	209	2,150.00	
EFL3630767S	36"	30"	76"	232	1,910.00	253	2,450.00	
EFL4209767S	42"	9"	76"	127	1,248.00	148	1,655.00	
EFL4212767S	42"	12"	76"	145	1,200.00	166	1,494.00	
EFL4215767S	42"	15"	76"	163	1,343.00	184	1,650.00	
EFL4218767S	42"	18"	76"	172	1,623.00	193	2,373.00	
EFL4224767S	42"	24"	76"	222	1,842.00	243	2,314.00	
EFL4230767S	42"	30"	76"	267	2,066.00	288	2,647.00	
EFL4809767S	48"	9"	76"	143	1,396.00	164	1,804.00	
EFL4812767S	48"	12"	76"	163	1,377.00	184	1,675.00	
EFL4815767S	48"	15"	76"	181	1,479.00	202	1,819.00	
EFL4818767S	48"	18"	76"	192	1,808.00	213	2,523.00	
EFL4824767S	48"	24"	76"	251	2,183.00	272	2,657.00	
EFL4830767S	48"	30"	76"	293	2,275.00	314	2,818.00	



Adder Units with Open "T" Upright GSA

Parent #	W	D	H	Wt.	Without Dividers		With Dividers	
					List Price	Wt.	Add "DV" Suffix List Price	
EFO2409767A	24"	9"	76"	63	1,021.00	84	1,428.00	
EFO2412767A	24"	12"	76"	69	942.00	90	1,213.00	
EFO2415767A	24"	15"	76"	73	1,014.00	94	1,321.00	
EFO2418767A	24"	18"	76"	86	1,353.00	107	2,068.00	
EFO2424767A	24"	24"	76"	98	1,414.00	119	1,889.00	
EFO2430767A	24"	30"	76"	121	1,554.00	142	2,096.00	
EFO3009767A	30"	9"	76"	73	1,031.00	94	1,437.00	
EFO3012767A	30"	12"	76"	79	924.00	100	1,213.00	
EFO3015767A	30"	15"	76"	87	1,014.00	108	1,294.00	
EFO3018767A	30"	18"	76"	99	1,343.00	120	2,057.00	
EFO3024767A	30"	24"	76"	116	1,416.00	137	1,891.00	
EFO3030767A	30"	30"	76"	140	1,559.00	161	2,099.00	
EFO3609767A	36"	9"	76"	86	1,031.00	107	1,437.00	
EFO3612767A	36"	12"	76"	92	948.00	113	1,216.00	
EFO3615767A	36"	15"	76"	100	1,020.00	121	1,328.00	
EFO3618767A	36"	18"	76"	115	1,343.00	136	2,057.00	
EFO3624767A	36"	24"	76"	133	1,387.00	154	1,853.00	
EFO3630767A	36"	30"	76"	162	1,559.00	183	2,100.00	
EFO4209767A	42"	9"	76"	114	1,082.00	135	1,488.00	
EFO4212767A	42"	12"	76"	122	1,047.00	143	1,316.00	
EFO4215767A	42"	15"	76"	132	1,171.00	153	1,450.00	
EFO4218767A	42"	18"	76"	146	1,455.00	167	2,172.00	
EFO4224767A	42"	24"	76"	167	1,584.00	188	2,018.00	
EFO4230767A	42"	30"	76"	197	1,757.00	218	2,252.00	
EFO4809767A	48"	9"	76"	130	1,232.00	151	1,638.00	
EFO4812767A	48"	12"	76"	140	1,230.00	161	1,498.00	
EFO4815767A	48"	15"	76"	150	1,337.00	171	1,644.00	
EFO4818767A	48"	18"	76"	166	1,576.00	187	2,321.00	
EFO4824767A	48"	24"	76"	196	1,925.00	217	2,350.00	
EFO4830767A	48"	30"	76"	223	1,926.00	244	2,417.00	

With Closed "T" Upright GSA

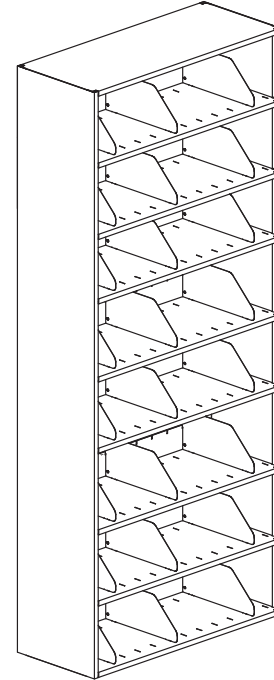
Parent #	Wt.	Without Dividers		With Dividers	
		List Price	Wt.	Add "DV" Suffix List Price	
EFT2409767A	77	1,384.00	98	1,791.00	
EFT2412767A	73	1,048.00	94	1,320.00	
EFT2415767A	81	1,122.00	102	1,430.00	
EFT2418767A	101	1,529.00	122	2,240.00	
EFT2424767A	117	1,591.00	138	2,064.00	
EFT2430767A	147	1,774.00	168	2,314.00	
EFT3009767A	72	1,133.00	93	1,541.00	
EFT3012767A	83	1,048.00	104	1,293.00	
EFT3015767A	95	1,100.00	116	1,401.00	
EFT3018767A	115	1,515.00	136	2,187.00	
EFT3024767A	135	1,594.00	156	2,067.00	
EFT3030767A	166	1,777.00	187	2,316.00	
EFT3609767A	86	1,133.00	107	1,541.00	
EFT3612767A	96	1,052.00	117	1,323.00	
EFT3615767A	108	1,106.00	129	1,434.00	
EFT3618767A	130	1,484.00	151	2,187.00	
EFT3624767A	152	1,594.00	173	2,026.00	
EFT3630767A	188	1,777.00	209	2,271.00	
EFT4209767A	113	1,185.00	134	1,194.00	
EFT4212767A	126	1,130.00	147	1,394.00	
EFT4215767A	140	1,280.00	161	1,588.00	
EFT4218767A	161	1,628.00	182	2,343.00	
EFT4224767A	186	1,758.00	207	2,233.00	
EFT4230767A	223	1,976.00	244	2,516.00	
EFT4809767A	129	1,336.00	150	1,745.00	
EFT4812767A	144	1,309.00	165	1,576.00	
EFT4815767A	158	1,447.00	179	1,753.00	
EFT4818767A	181	1,779.00	202	2,495.00	
EFT4824767A	215	2,094.00	236	2,571.00	
EFT4830767A	249	2,142.00	270	2,686.00	

86" Height, Eight-Tier Complete Assemblies ^{GSA}

- 9", 12" and 15" are single entry only
- 18", 24" and 30" deep are double entry
- Option of ordering with and without Dividers, add "DV" suffix if ordering with dividers (3 dividers per shelf)
- Dividers required for use with common stops
- Standard Safco® Corporate colors, see page 7

Starter Units with Two Closed "L" Uprights ^{GSA}

Parent #	W	D	H	Wt.	Without Dividers		With Dividers	
					List Price	Wt.	Add "DV" Suffix List Price	
EFL2409868S	24"	9"	86"	87	1,322.00	111	1,729.00	
EFL2412868S	24"	12"	86"	103	1,233.00	127	1,474.00	
EFL2415868S	24"	15"	86"	118	1,301.00	142	1,631.00	
EFL2418868S	24"	18"	86"	121	1,804.00	145	2,616.00	
EFL2424868S	24"	24"	86"	172	1,885.00	196	2,427.00	
EFL2430868S	24"	30"	86"	216	2,111.00	240	2,725.00	
EFL3009868S	30"	9"	86"	98	1,336.00	122	1,711.00	
EFL3012868S	30"	12"	86"	114	1,233.00	138	1,503.00	
EFL3015868S	30"	15"	86"	133	1,327.00	157	1,631.00	
EFL3018868S	30"	18"	86"	136	1,813.00	160	2,625.00	
EFL3024868S	30"	24"	86"	192	1,851.00	216	2,430.00	
EFL3030868S	30"	30"	86"	238	2,117.00	262	2,730.00	
EFL3609868S	36"	9"	86"	113	1,336.00	137	1,711.00	
EFL3612868S	36"	12"	86"	129	1,256.00	153	1,530.00	
EFL3615868S	36"	15"	86"	148	1,306.00	172	1,638.00	
EFL3618868S	36"	18"	86"	154	1,777.00	178	2,625.00	
EFL3624868S	36"	24"	86"	211	1,851.00	235	2,430.00	
EFL3630868S	36"	30"	86"	262	2,117.00	286	2,674.00	
EFL4209868S	42"	9"	86"	144	1,394.00	168	1,798.00	
EFL4212868S	42"	12"	86"	163	1,349.00	187	1,618.00	
EFL4215868S	42"	15"	86"	184	1,473.00	208	1,811.00	
EFL4218868S	42"	18"	86"	189	1,919.00	213	2,733.00	
EFL4224868S	42"	24"	86"	249	2,077.00	273	2,618.00	
EFL4230868S	42"	30"	86"	302	2,340.00	326	2,953.00	
EFL4809868S	48"	9"	86"	162	1,565.00	186	1,974.00	
EFL4812868S	48"	12"	86"	183	1,530.00	207	1,830.00	
EFL4815868S	48"	15"	86"	204	1,684.00	228	1,992.00	
EFL4818868S	48"	18"	86"	212	2,091.00	236	2,903.00	
EFL4824868S	48"	24"	86"	282	2,461.00	306	3,004.00	
EFL4830868S	48"	30"	86"	332	2,529.00	356	3,082.00	



Adder Units with Open "T" Upright ^{GSA}

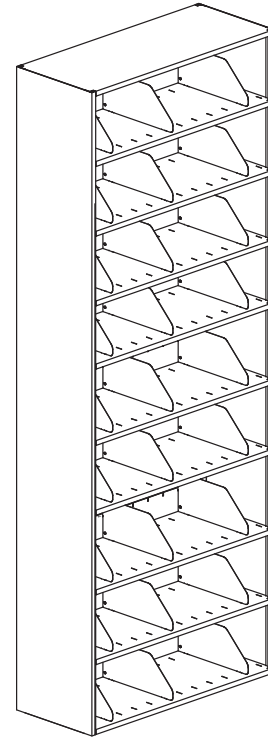
Parent #	W	D	H	Wt.	Without Dividers		With Dividers	
					List Price	Wt.	Add "DV" Suffix List Price	
EFO2409868A	24"	9"	86"	71	1,133.00	95	1,541.00	
EFO2412868A	24"	12"	86"	77	1,063.00	101	1,333.00	
EFO2415868A	24"	15"	86"	83	1,122.00	107	1,430.00	
EFO2418868A	24"	18"	86"	95	1,515.00	119	2,328.00	
EFO2424868A	24"	24"	86"	111	1,581.00	135	2,125.00	
EFO2430868A	24"	30"	86"	136	1,721.00	160	2,337.00	
EFO3009868A	30"	9"	86"	81	1,145.00	105	1,520.00	
EFO3012868A	30"	12"	86"	88	1,063.00	112	1,334.00	
EFO3015868A	30"	15"	86"	98	1,122.00	122	1,430.00	
EFO3018868A	30"	18"	86"	111	1,522.00	135	2,337.00	
EFO3024868A	30"	24"	86"	108	1,584.00	132	2,127.00	
EFO3030868A	30"	30"	86"	158	1,724.00	182	2,340.00	
EFO3609868A	36"	9"	86"	96	1,145.00	120	1,550.00	
EFO3612868A	36"	12"	86"	103	1,069.00	127	1,339.00	
EFO3615868A	36"	15"	86"	113	1,128.00	137	1,406.00	
EFO3618868A	36"	18"	86"	128	1,522.00	152	2,337.00	
EFO3624868A	36"	24"	86"	150	1,584.00	174	2,085.00	
EFO3630868A	36"	30"	86"	182	1,724.00	206	2,293.00	
EFO4209868A	42"	9"	86"	128	1,203.00	152	1,610.00	
EFO4212868A	42"	12"	86"	137	1,140.00	161	1,431.00	
EFO4215868A	42"	15"	86"	149	1,299.00	173	1,608.00	
EFO4218868A	42"	18"	86"	164	1,629.00	188	2,443.00	
EFO4224868A	42"	24"	86"	188	1,774.00	212	2,312.00	
EFO4230868A	42"	30"	86"	222	1,947.00	246	2,562.00	
EFO4809868A	48"	9"	86"	146	1,373.00	170	1,780.00	
EFO4812868A	48"	12"	86"	157	1,343.00	181	1,641.00	
EFO4815868A	48"	15"	86"	169	1,488.00	193	1,796.00	
EFO4818868A	48"	18"	86"	186	1,801.00	210	2,612.00	
EFO4824868A	48"	24"	86"	221	2,157.00	245	2,646.00	
EFO4830868A	48"	30"	86"	252	2,140.00	276	2,699.00	

With Closed "T" Upright ^{GSA}

Parent #	Wt.	Without Dividers		With Dividers	
		List Price	Wt.	Add "DV" Suffix List Price	
EFT2409868A	71	1,239.00	95	1,645.00	
EFT2412868A	82	1,192.00	106	1,465.00	
EFT2415868A	92	1,253.00	116	1,563.00	
EFT2418868A	110	1,692.00	134	2,508.00	
EFT2424868A	132	1,774.00	156	2,312.00	
EFT2430868A	166	1,973.00	190	2,583.00	
EFT3009868A	82	1,250.00	106	1,658.00	
EFT3012868A	93	1,169.00	117	1,465.00	
EFT3015868A	127	1,533.00	151	1,871.00	
EFT3018868A	152	1,699.00	176	2,512.00	
EFT3024868A	152	1,777.00	176	2,315.00	
EFT3030868A	188	1,976.00	212	2,588.00	
EFT3609868A	97	1,250.00	121	1,658.00	
EFT3612868A	108	1,175.00	132	1,440.00	
EFT3615868A	122	1,239.00	146	1,570.00	
EFT3618868A	143	1,699.00	167	2,512.00	
EFT3624868A	171	1,777.00	195	2,315.00	
EFT3630868A	212	1,976.00	236	2,588.00	
EFT4209868A	128	1,311.00	152	1,717.00	
EFT4212868A	128	1,311.00	152	1,581.00	
EFT4215868A	158	1,404.00	182	1,743.00	
EFT4218868A	178	1,807.00	202	2,619.00	
EFT4224868A	209	1,966.00	233	2,508.00	
EFT4230868A	252	2,198.00	276	2,812.00	
EFT4809868A	146	1,481.00	170	1,886.00	
EFT4812868A	162	1,500.00	186	1,735.00	
EFT4815868A	178	1,624.00	202	1,892.00	
EFT4818868A	201	1,980.00	225	2,793.00	
EFT4824868A	242	2,351.00	266	2,893.00	
EFT4830868A	282	2,391.00	306	2,946.00	

97" Height, Nine-Tier Complete Assemblies GSA

- 9", 12" and 15" are single entry only
- 18", 24" and 30" deep are double entry
- Option of ordering with and without Dividers, add "DV" suffix if ordering with dividers (3 dividers per shelf)
- Dividers required for use with common stops
- Standard Safco® Corporate colors, see page 7



Starter Units with Two Closed "L" Uprights GSA

Parent #	W	D	H	Wt.	Without Dividers		With Dividers	
					List Price	Wt.	Add "DV" Suffix List Price	
EFL2409979S	24"	9"	97"	91	1,364.00	118	1,874.00	
EFL2412979S	24"	12"	97"	116	1,403.00	143	1,743.00	
EFL2415979S	24"	15"	97"	133	1,466.00	160	1,852.00	
EFL2418979S	24"	18"	97"	142	1,997.00	169	2,913.00	
EFL2424979S	24"	24"	97"	190	2,096.00	217	2,708.00	
EFL2430979S	24"	30"	97"	241	2,214.00	268	2,905.00	
EFL3009979S	30"	9"	97"	111	1,492.00	138	2,000.00	
EFL3012979S	30"	12"	97"	128	1,403.00	155	1,709.00	
EFL3015979S	30"	15"	97"	150	1,466.00	177	1,815.00	
EFL3018979S	30"	18"	97"	159	2,005.00	186	2,921.00	
EFL3024979S	30"	24"	97"	214	2,099.00	241	2,711.00	
EFL3030979S	30"	30"	97"	263	2,321.00	290	3,013.00	
EFL3609979S	36"	9"	97"	126	1,492.00	153	1,960.00	
EFL3612979S	36"	12"	97"	142	1,379.00	169	1,747.00	
EFL3615979S	36"	15"	97"	169	1,475.00	196	1,858.00	
EFL3618979S	36"	18"	97"	178	2,005.00	205	2,921.00	
EFL3624979S	36"	24"	97"	236	2,099.00	263	2,711.00	
EFL3630979S	36"	30"	97"	293	2,321.00	320	3,013.00	
EFL4209979S	42"	9"	97"	161	1,559.00	188	2,027.00	
EFL4212979S	42"	12"	97"	183	1,509.00	210	1,850.00	
EFL4215979S	42"	15"	97"	207	1,632.00	234	2,008.00	
EFL4218979S	42"	18"	97"	218	2,127.00	245	3,041.00	
EFL4224979S	42"	24"	97"	279	2,310.00	306	2,920.00	
EFL4230979S	42"	30"	97"	338	2,519.00	365	3,264.00	
EFL4809979S	48"	9"	97"	181	1,749.00	208	2,259.00	
EFL4812979S	48"	12"	97"	205	1,748.00	232	2,043.00	
EFL4815979S	48"	15"	97"	230	1,876.00	257	2,217.00	
EFL4818979S	48"	18"	97"	243	2,314.00	270	3,232.00	
EFL4824979S	48"	24"	97"	315	2,746.00	342	3,356.00	
EFL4830979S	48"	30"	97"	370	2,734.00	397	3,412.00	

Adder Units with Open "T" Upright GSA

Parent #	W	D	H	Wt.	Without Dividers		With Dividers	
					List Price	Wt.	Add "DV" Suffix List Price	
EFO2409979A	24"	9"	97"	80	1,245.00	107	1,753.00	
EFO2412979A	24"	12"	97"	86	1,170.00	113	1,506.00	
EFO2415979A	24"	15"	97"	92	1,232.00	119	1,617.00	
EFO2418979A	24"	18"	97"	107	1,668.00	134	2,582.00	
EFO2424979A	24"	24"	97"	121	1,745.00	148	2,351.00	
EFO2430979A	24"	30"	97"	150	1,895.00	177	2,588.00	
EFO3009979A	30"	9"	97"	92	1,255.00	119	1,766.00	
EFO3012979A	30"	12"	97"	98	1,170.00	125	1,506.00	
EFO3015979A	30"	15"	97"	109	1,208.00	136	1,584.00	
EFO3018979A	30"	18"	97"	124	1,676.00	151	2,593.00	
EFO3024979A	30"	24"	97"	143	1,747.00	170	2,354.00	
EFO3030979A	30"	30"	97"	175	1,898.00	202	2,591.00	
EFO3609979A	36"	9"	97"	109	1,255.00	136	1,766.00	
EFO3612979A	36"	12"	97"	115	1,150.00	142	1,512.00	
EFO3615979A	36"	15"	97"	126	1,215.00	153	1,592.00	
EFO3618979A	36"	18"	97"	143	1,676.00	170	2,593.00	
EFO3624979A	36"	24"	97"	165	1,747.00	192	2,354.00	
EFO3630979A	36"	30"	97"	202	1,898.00	229	2,591.00	
EFO4209979A	42"	9"	97"	144	1,327.00	171	1,833.00	
EFO4212979A	42"	12"	97"	153	1,277.00	180	1,582.00	
EFO4215979A	42"	15"	97"	166	1,399.00	193	1,747.00	
EFO4218979A	42"	18"	97"	183	1,796.00	210	2,712.00	
EFO4224979A	42"	24"	97"	208	1,956.00	235	2,566.00	
EFO4230979A	42"	30"	97"	247	2,105.00	274	2,840.00	
EFO4809979A	48"	9"	97"	164	1,515.00	191	2,025.00	
EFO4812979A	48"	12"	97"	175	1,479.00	202	1,814.00	
EFO4815979A	48"	15"	97"	189	1,642.00	216	1,986.00	
EFO4818979A	48"	18"	97"	208	1,989.00	235	2,903.00	
EFO4824979A	48"	24"	97"	244	2,391.00	271	3,000.00	
EFO4830979A	48"	30"	97"	279	2,366.00	306	3,056.00	

With Closed "T" Upright GSA

Parent #	Wt.	Without Dividers		With Dividers	
		List Price	Wt.	Add "DV" Suffix List Price	
EFT2409979A	77	1,372.00	104	1,880.00	
EFT2412979A	92	1,323.00	119	1,664.00	
EFT2415979A	103	1,387.00	130	1,774.00	
EFT2418979A	115	1,871.00	142	2,786.00	
EFT2424979A	147	1,958.00	174	2,569.00	
EFT2430979A	129	2,172.00	156	2,860.00	
EFT3009979A	91	1,386.00	118	1,857.00	
EFT3012979A	104	1,323.00	131	1,630.00	
EFT3015979A	120	1,387.00	147	1,738.00	
EFT3018979A	132	1,876.00	159	2,794.00	
EFT3024979A	169	1,964.00	196	2,571.00	
EFT3030979A	210	2,174.00	237	2,863.00	
EFT3609979A	108	1,386.00	135	1,857.00	
EFT3612979A	121	1,329.00	148	1,668.00	
EFT3615979A	137	1,396.00	164	1,780.00	
EFT3618979A	151	1,876.00	178	2,794.00	
EFT3624979A	191	1,964.00	218	2,571.00	
EFT3630979A	237	2,174.00	264	2,863.00	
EFT4209979A	143	1,450.00	170	1,924.00	
EFT4212979A	159	1,430.00	186	1,767.00	
EFT4215979A	177	1,588.00	204	1,935.00	
EFT4218979A	191	1,997.00	218	2,913.00	
EFT4224979A	234	2,173.00	261	2,780.00	
EFT4230979A	282	2,424.00	309	3,116.00	
EFT4809979A	163	1,642.00	190	2,150.00	
EFT4812979A	181	1,666.00	208	1,960.00	
EFT4815979A	200	1,798.00	227	2,143.00	
EFT4818979A	216	2,190.00	243	3,104.00	
EFT4824979A	270	2,604.00	297	3,216.00	
EFT4830979A	314	2,641.00	341	3,332.00	

Components

For assistance with custom 4 post configuration contact your local Safco Sales Rep Group.

Closed "L" Uprights

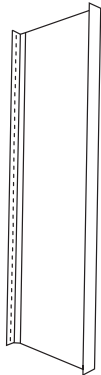


Parent #	D	Wt.	List Price
43" Height			
EF0943L	9"	8	100.00
EF1243L	12"	11	140.00
EF1543L	15"	13	142.00
EF1843L	18"	16	153.00
EF2443L	24"	20	161.00
EF3043L	30"	25	189.00
65" Height			
EF0965L	9"	12	100.00
EF1265L	12"	16	140.00
EF1565L	15"	20	145.00
EF1865L	18"	24	173.00
EF2465L	24"	31	179.00
EF3065L	30"	38	219.00
76" Height			
EF0976L	9"	14	154.00
EF1276L	12"	19	157.00
EF1576L	15"	23	161.00
EF1876L	18"	29	182.00
EF2476L	24"	36	212.00
EF3076L	30"	44	273.00

Parent #	D	Wt.	List Price
86" Height			
EF0986L	9"	16	161.00
EF1286L	12"	21	165.00
EF1586L	15"	26	175.00
EF1886L	18"	33	228.00
EF2486L	24"	40	237.00
EF3086L	30"	50	286.00

Parent #	D	Wt.	List Price
97" Height			
EF0997L	9"	18	135.00
EF1297L	12"	24	187.00
EF1597L	15"	30	193.00
EF1897L	18"	35	249.00
EF2497L	24"	45	265.00
EF3097L	30"	56	303.00

Closed "T" Uprights

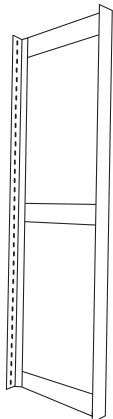


Parent #	D	Wt.	List Price
43" Height			
EF0943T	9"	8	100.00
EF1243T	12"	11	102.00
EF1543T	15"	13	235.00
EF1843T	18"	16	271.00
EF2443L	24"	20	161.00
EF3043T	30"	25	138.00
65" Height			
EF0965T	9"	12	100.00
EF1265T	12"	16	219.00
EF1565T	15"	20	106.00
EF1865T	18"	25	296.00
EF2465T	24"	31	131.00
EF3065T	30"	38	161.00
76" Height			
EF0976T	9"	14	115.00
EF1276T	12"	19	240.00
EF1576T	15"	23	255.00
EF1876T	18"	31	337.00
EF2476T	24"	36	340.00
EF3076T	30"	44	199.00

Parent #	D	Wt.	List Price
86" Height			
EF0986T	9"	16	120.00
EF1286T	12"	21	273.00
EF1586T	15"	26	278.00
EF1886T	18"	31	350.00
EF2486T	24"	40	358.00
EF3086T	30"	50	209.00

Parent #	D	Wt.	List Price
97" Height			
EF0997T	9"	18	135.00
EF1297T	12"	24	137.00
EF1597T	15"	30	301.00
EF1897T	18"	37	367.00
EF2497T	24"	45	377.00
EF3097T	30"	56	458.00

Open Uprights (OP)



Parent #	D	Wt.	List Price
43" Height			
EF0943OP	9"	8.5	88.00
EF1243OP	12"	8.75	124.00
EF1543OP	15"	9	124.00
EF1843OP	18"	9.25	161.00
EF2443OP	24"	9.5	161.00
EF3043OP	30"	9.75	122.00
65" Height			
EF0965OP	9"	13	88.00
EF1265OP	12"	13.25	124.00
EF1565OP	15"	13.5	126.00
EF1865OP	18"	13.75	165.00
EF2465OP	24"	15	165.00
EF3065OP	30"	16	169.00
76" Height			
EF0976OP	9"	15	100.00
EF1276OP	12"	15.25	141.00
EF1576OP	15"	15.5	150.00
EF1876OP	18"	16	164.00
EF2476OP	24"	17	167.00
EF3076OP	30"	18	194.00

Parent #	D	Wt.	List Price
86" Height			
EF0986OP	9"	16	137.00
EF1286OP	12"	16.5	141.00
EF1586OP	15"	17	150.00
EF1886OP	18"	17.5	172.00
EF2486OP	24"	19	172.00
EF3086OP	30"	20	182.00

Parent #	D	Wt.	List Price
97" Height			
EF0997OP	9"	16	100.00
EF1297OP	12"	16.5	141.00
EF1597OP	15"	17	150.00
EF1897OP	18"	17.5	175.00
EF2497OP	24"	19	172.00
EF3097OP	30"	20	182.00

Components

- Order two supports per shelf
- Shelves are 3/4" - have a 3/4" height profile
- Shelves are slotted to accept dividers on 3" centers/increments
- See page 135 for shelf reinforcements for 18, 24, 30" deep

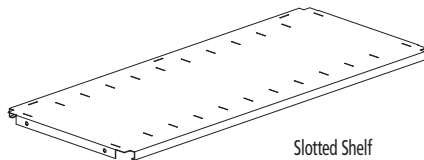
- Standard Safco® Corporate colors, see page 7
- For assistance with custom 4 post configuration contact your local Safco Sales Rep Group.

Slotted Shelves (SS) – 22-gauge

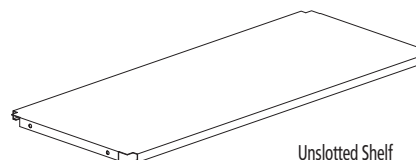
Parent #	D	Wt.	List Price
24" Width			
EF2409S	9"	2.5	36.00
EF2412S	12"	3.25	44.00
EF2415S	15"	3.75	47.00
EF2418S	18"	4.5	53.00
EF2424S	24"	5.75	75.00
EF2430S	30"	7	61.00
30" Width			
EF3009S	9"	3	36.00
EF3012S	12"	3.75	44.00
EF3015S	15"	4.75	48.00
EF3018S	18"	5.5	53.00
EF3024S	24"	7.25	78.00
EF3030S	30"	8.75	90.00
36" Width			
EF3609S	9"	3.75	52.00
EF3612S	12"	4.5	44.00
EF3615S	15"	5.5	48.00
EF3618S	18"	6.5	75.00
EF3624S	24"	8.5	78.00
EF3630S	30"	10.5	90.00
42" Width			
EF4209S	9"	4.25	39.00
EF4212S	12"	5.25	53.00
EF4215S	15"	6.5	64.00
EF4218S	18"	7.5	62.00
EF4224S	24"	9.75	102.00
EF4230S	30"	12	113.00
48" Width			
EF4809S	9"	4.75	63.00
EF4812S	12"	6	64.00
EF4815S	15"	7.25	77.00
EF4818S	18"	8.5	100.00
EF4824S	24"	11	119.00
EF4830S	30"	13.75	125.00

Unslotted Shelves, or Canopy Top (UU) – 22-gauge

Parent #	D	Wt.	List Price
24" Width			
EF2409U	9"	2.5	36.00
EF2412U	12"	3.25	44.00
EF2415U	15"	3.75	47.00
EF2418U	18"	4.5	64.00
EF2424U	24"	5.75	72.00
EF2430U	30"	7	77.00
30" Width			
EF3009U	9"	3	36.00
EF3012U	12"	3.75	44.00
EF3015U	15"	4.75	48.00
EF3018U	18"	5.5	74.00
EF3024U	24"	7.25	77.00
EF3030U	30"	8.75	90.00
36" Width			
EF3609U	9"	3.75	53.00
EF3612U	12"	4.5	48.00
EF3615U	15"	5.5	56.00
EF3618U	18"	6.5	74.00
EF3624U	24"	8.5	77.00
EF3630U	30"	10.5	90.00
42" Width			
EF4209U	9"	4.25	48.00
EF4212U	12"	5.25	53.00
EF4215U	15"	6.5	63.00
EF4218U	18"	7.5	78.00
EF4224U	24"	9.75	92.00
EF4230U	30"	12	107.00
48" Width			
EF4809U	9"	4.75	63.00
EF4812U	12"	6	59.00
EF4815U	15"	7.25	72.00
EF4818U	18"	8.5	93.00
EF4824U	24"	11	100.00
EF4830U	30"	13.75	111.00



Slotted Shelf



Unslotted Shelf

Components

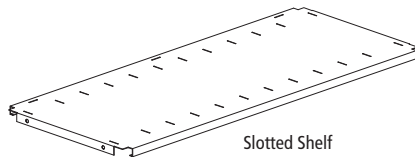
- Order two supports per shelf
- Shelves are slotted to accept dividers on 3" centers/increments
- See page 135 for shelf reinforcements for 18, 24, 30" deep

- Standard Safco® Corporate colors, see page 7
- For assistance with custom 4 post configuration contact your local Safco Sales Rep Group.

Slotted Shelves (SS) – 18-gauge GSA

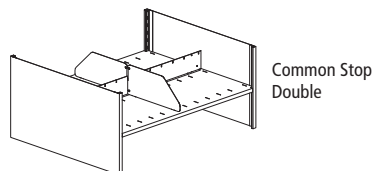
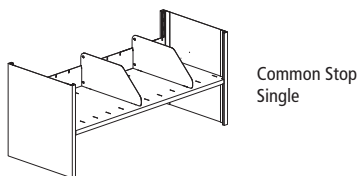
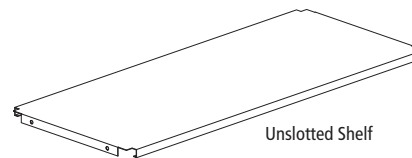
Parent #	D	Wt.	List Price
36" Width			
EF3612S18GA	12"	7.25	97.00
EF3615S18GA	15"	8.75	98.00
EF3618S18GA	18"	10.25	105.00
EF3624S18GA	24"	13.5	189.00
EF3630S18GA	30"	16.5	142.00
42" Width			
EF4212S18GA	8.5"	6.5	70.00
EF4215S18GA	15"	10.25	98.00
EF4218S18GA	18"	12	76.00
EF4224S18GA	24"	15.5	143.00
EF4230S18GA	30"	19.25	144.00
48" Width			
EF4812S18GA	12"	9.5	100.00
EF4815S18GA	15"	11.5	74.00
EF4818S18GA	18"	13.75	77.00
EF4824S18GA	24"	17.75	145.00
EF4830S18GA	30"	21.75	147.00

Note: Order two supports per shelf. Shelves are slotted to accept dividers on 3" centers/increments.



Unslotted Shelves, or Canopy Top (UU) – 18-gauge GSA

Parent #	D	Wt.	List Price
30" Width			
EF3012U18GA	12"	6	85.00
EF3015U18GA	15"	7.5	68.00
EF3018U18GA	18"	8.75	100.00
EF3024U18GA	24"	11.25	200.00
EF3030U18GA	30"	14	203.00
36" Width			
EF3612U18GA	12"	7.25	97.00
EF3615U18GA	15"	8.75	100.00
EF3618U18GA	18"	10.25	107.00
EF3624U18GA	24"	13.5	203.00
EF3630U18GA	30"	16.5	208.00
42" Width			
EF4212U18GA	12"	8.5	69.00
EF4215U18GA	15"	10.25	103.00
EF4218U18GA	18"	12	107.00
EF4224U18GA	24"	15.5	207.00
EF4230U18GA	30"	19.25	208.00
48" Width			
EF4812U18GA	12"	9.5	107.00
EF4815U18GA	15"	11.5	106.00
EF4818U18GA	18"	13.75	103.00
EF4824U18GA	24"	17.75	209.00
EF4830U18GA	30"	21.75	208.00



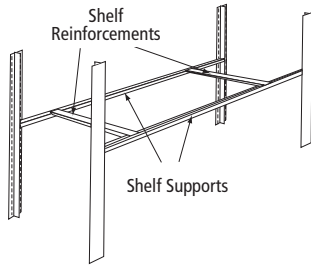
Common Stops (CS)

Parent #	W	H	Wt.	List Price
GSA EF24CS	24"	3 1/2"	1.25	14.00
GSA EF30CS	30"	3 1/2"	1.5	14.00
GSA EF36CS	36"	3 1/2"	1.5	14.00
GSA EF42CS	42"	3 1/2"	1.75	15.00
GSA EF48CS	48"	3 1/2"	2	15.00

Note: Dividers are required when using common stops.

Components

For assistance with custom 4 post configuration contact your local Safco Sales Rep Group.



	24"	30"	36"	42"	48"
18"	1	1	1	1	2
24"	1	1	1	1	2
30"	2	2	2	2	2
36"	2	2	2	3	3

Number of Shelf Reinforcements required per loaded shelf for 240 lb. capacity. Additional supports needed for Heavy Duty options. Contact your local Sales Representative for more information.

Shelf Supports (SS) - 11 gauge only

Parent #	W	H	Wt.	List Price
EF2411SSPT	24"	3/4"	1.2	18.00
EF3011SSPT	30"	3/4"	2.25	18.00
EF3611SSPT	36"	3/4"	2.7	18.00
EF4211SSPT	42"	3/4"	3.2	18.00
GSA EF4811SSPT	48"	3/4"	3.6	26.00

Note: Shelf supports are not interchangeable with bottom shelf supports.

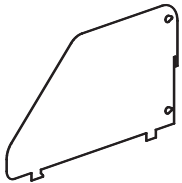
Shelf Support Bottom (SSB)

EF2411SSB	24"	3/4"	3.6	18.00
EF3011SSB	30"	3/4"	2.25	18.00
EF3611SSB	36"	3/4"	2.7	18.00
EF4211SSB	42"	3/4"	3.25	18.00
GSA EF4811SSB	48"	3/4"	3.6	26.00

Note: Bottom shelf must be supported by bottom shelf supports when mounted on a mobile carriage. Graphite paint only.

Shelf Reinforcements (SRA) – Indicate color to match system

Parent #	D	H	Wt.	List Price
GSA F18SRA	18"	3/4"	.75	14.00
F24SRA	24"	3/4"	1	17.00
F30SRA	30"	3/4"	1.25	17.00
F36SRA	36"	3/4"	1.25	17.00



Adjustable File Dividers (DV)

Standard Pack of 6

Parent #	D	H	Wt.	List Price
F09DV6	9"	6"	3	100.00
GSA F12DV6	12"	6"	3.5	68.00
GSA F15DV6	15"	6"	4.5	78.00

Standard Pack of 24 **GSA**

Parent #	D	H	Wt.	List Price
F09DV24	9"	6"	12.5	411.00
F12DV24	12"	6"	13.5	276.00
F15DV24	15"	6"	17.5	316.00

Note: Use in slotted shelves in conjunction with Common Stops.

Pullout Reference Shelves (RS) **GSA**

Parent #	W	D	Wt.	List Price
EF24RS	24"	12"	14.5	279.00
EF30RS	30"	12"	17.25	408.00
EF36RS	36"	12"	20	441.00
EF42RS	42"	12"	22	462.00
EF48RS	48"	12"	25.75	487.00

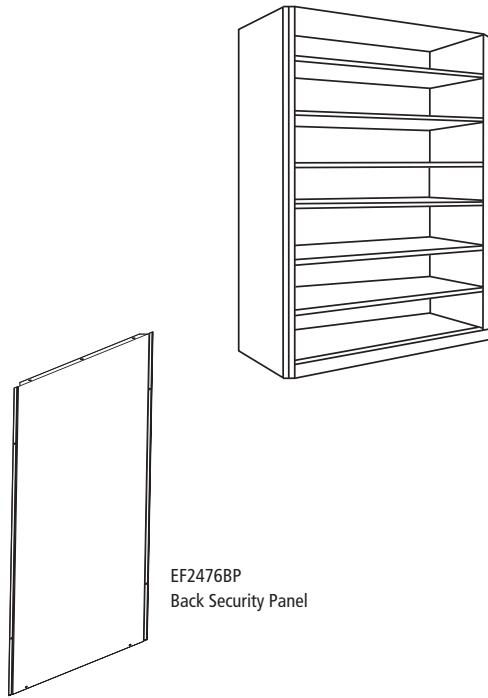
Note: Reference shelves cannot be used in conjunction with Kick Plates.

Base Kick Plates (KP) **GSA**

To be used with standard shelf supports on bottom shelf and slightly raises height of bottom shelf.

Parent #	W	H	Wt.	List Price
EF2402KP	24"	2"	1.125	21.00
EF2406KP	24"	6"	2.75	40.00
EF3002KP	30"	2"	1.25	39.00
EF3006KP	30"	6"	3.25	63.00
EF3602KP	36"	2"	2	40.00
EF3606KP	36"	6"	4	63.00
EF4202KP	42"	2"	2.25	47.00
EF4206KP	42"	6"	4.75	65.00
EF4802KP	48"	2"	2.5	47.00
EF4806KP	48"	6"	5.5	77.00

Note: Kick Plates cannot be used in conjunction with Reference Shelves.



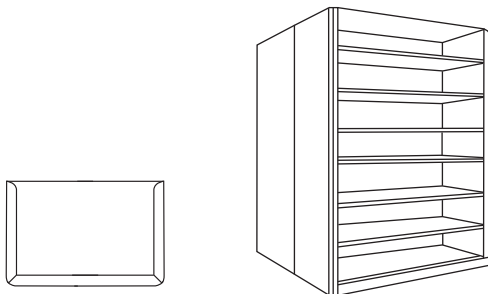
EF2476BP
Back Security Panel

Back Security Panels (BP) ^{GSA}

Used to enclose the back of a single faced unit

Parent #	W	H	Wt.	List Price
EF2443BP	24"	43"	11	270.00
EF3043BP	30"	43"	13.75	273.00
EF3643BP	36"	43"	16.25	384.00
EF4243BP	42"	43"	19	277.00
EF4843BP	48"	43"	21.75	397.00
EF2465BP	24"	65"	16.5	413.00
EF3065BP	30"	65"	20.5	416.00
EF3665BP	36"	65"	24.75	424.00
EF4265BP	42"	65"	29	437.00
EF4865BP	48"	65"	33	432.00
EF2476BP	24"	76"	19.25	309.00
EF3076BP	30"	76"	24	437.00
EF3676BP	36"	76"	28.75	437.00
EF4276BP	42"	76"	33.5	444.00
EF4876BP	48"	76"	38.25	476.00
EF2486BP	24"	86"	21.75	309.00
EF3086BP	30"	86"	27.25	452.00
EF3686BP	36"	86"	38.5	452.00
EF4286BP	42"	86"	38	494.00
EF4886BP	48"	86"	43.5	532.00
EF2497BP	24"	97"	24.25	375.00
EF3097BP	30"	97"	30.5	522.00
EF3697BP	36"	97"	36.5	532.00
EF4297BP	42"	97"	42.75	591.00
EF4897BP	48"	97"	48.75	627.00

Note: Back security panels are designed as one full piece.

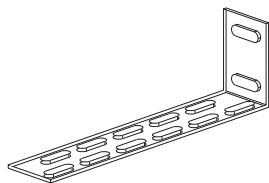


Card Holders (CH) – Standard Pack of 5 ^{GSA}

Parent #	W	D	Wt.	List Price
A35CH5	5"	3"	2.5	211.00

Wall Mounting Kit (AWMK) ^{GSA}

Used to secure shelving to wall.
Two brackets sold as pair. Anchoring hardware not included; to be purchased by installer.



Parent #	Wt.	List Price
AWMK	2	86.00

AWMK Wall Anchor Kit quantity requirements

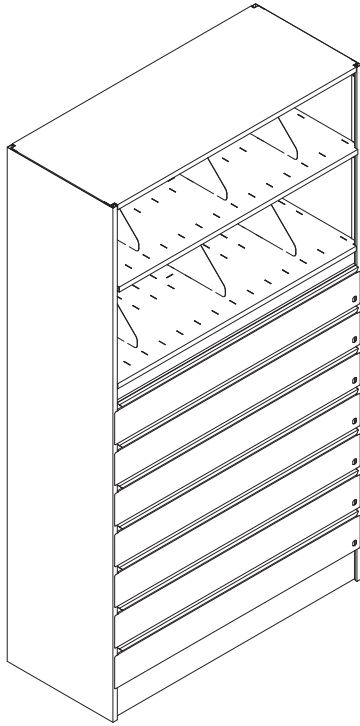
Quantity of "L" and "T" Uprights: 2-4 uprights: (1) AWMK Mounting Kit
5-8 uprights: (2) AWMK Mounting Kit
9-12 uprights: (3) AWMK Mounting Kit

Center Panels (CP) ^{GSA}

Used to close the center of back-to-back single faced units.
Cannot be used with 4-Post double-faced shelving.

Parent #	W	H	Wt.	List Price
EF2443CP	24"	43"	11	381.00
EF3043CP	30"	43"	13.75	391.00
EF3643CP	36"	43"	16.25	383.00
EF4243CP	42"	43"	19	402.00
EF4843CP	48"	43"	21.75	408.00
EF2465CP	24"	65"	16.5	416.00
EF3065CP	30"	65"	20.5	424.00
EF3665CP	36"	65"	24.75	416.00
EF4265CP	42"	65"	29	437.00
EF4865CP	48"	65"	33	432.00
EF2476CP	24"	76"	19.25	424.00
EF3076CP	30"	76"	24	427.00
EF3676CP	36"	76"	28.75	427.00
EF4276CP	42"	76"	33.5	436.00
EF4876CP	48"	76"	38.5	466.00
EF2486CP	24"	86"	21.25	441.00
EF3086CP	30"	86"	27.25	452.00
EF3686CP	36"	86"	32.5	443.00
EF4286CP	42"	86"	38	483.00
EF4886CP	48"	86"	43.5	516.00
EF2497CP	24"	97"	24.25	477.00
EF3097CP	30"	97"	30.5	532.00
EF3697CP	36"	97"	36.5	522.00
EF4297CP	42"	97"	42.75	591.00
EF4897CP	48"	97"	48.75	627.00

Note: Center panels are designed as one full piece



4-POST TYPICAL #1

4-Post Starter 36 x 76 x 18" with 7 - 6" drawers with three drawer partitions and one partition support per drawer; two shelves with dividers.

Parent #	List Price
EFSR367676S	9,421.00

4-Post Adder 36 x 76 x 18" with 7 - 6" drawers; two shelves with dividers.

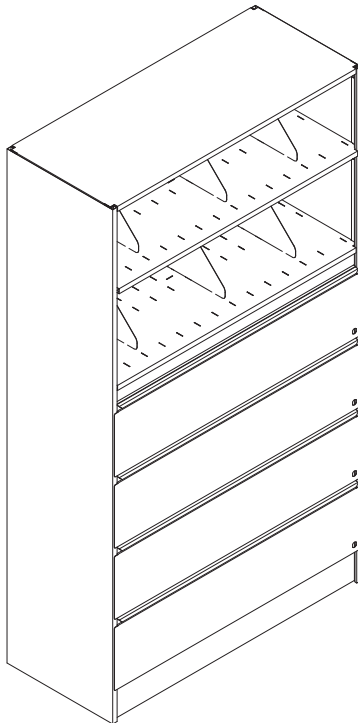
EFSR367676A	9,303.00
--------------------	-----------------

One starter unit and number of required adder units are required if more than one 36" shelving unit is required side-by-side.

For keyed different locks.

FPALOCK	FPA Lock Assembly & Key	131.00
FPALOCKA	FPA Lock Assembly & Key	134.00
FPALOCKB	FPA Lock Assembly & Key	134.00
FPALOCKC	FPA Lock Assembly & Key	134.00
FPALOCKD	FPA Lock Assembly & Key	134.00

*Unit requires anchoring to the wall or floor
See wall mounting kit page 136



4-POST TYPICAL #2

4-Post Starter 36 x 76 x 18" with four 10 1/2" drawers; two shelves with dividers.

Parent #	List Price
EFSR3676410S	5,375.00

4-Post Adder 36 x 76 x 18" with four 10 1/2" drawers; two shelves with dividers.

EFSR3676410A	5,455.00
---------------------	-----------------

One starter unit and number of required adder units are required if more than one 36" shelving unit is required side-by-side.

* Unit requires anchoring to the wall or floor.
See wall mounting kit page 136

ACTUAL WIDTH DIMENSIONS

Stationary or Mobile		
Nominal Shelf Width	(LFI) Usable Space/Shelf	Add for End Actual Unit Width
24"	22 ⁵ / ₈ "	24"
30"	28 ⁵ / ₈ "	30"
36"	34 ⁵ / ₈ "	36"
42"	40 ⁵ / ₈ "	42"
48"	46 ⁵ / ₈ "	48"

Actual Height Dimensions					
	43"	65"	76"	86"	97"
Upright	42 ⁵ / ₁₆ "	65 ⁵ / ₁₆ "	75 ¹³ / ₁₆ "	86 ⁵ / ₁₆ "	96 ¹³ / ₁₆ "
Base & Track	N/A	6 ¹ / ₄ "	6 ¹ / ₄ "	6 ¹ / ₄ "	6 ¹ / ₄ "
Overall	N/A	71 ⁹ / ₁₆ "	82 ¹ / ₁₆ "	92 ⁹ / ₁₆ "	103 ¹ / ₁₆ "

Mobile Only		
Add for End Panel Assembly (Fix & Manual)	Add for Assembly with Handle (1000 Systems)	Clearance at Rear Wall
3 ³ / ₄ "	8"	1"
3 ³ / ₄ "	8"	1"
3 ³ / ₄ "	8"	1"
3 ³ / ₄ "	8"	1"
3 ³ / ₄ "	8"	1"

Actual Base Dimensions (Base Depth*)			
Nominal Shelf Depth	Fixed**	1000*	
9"	N/A	N/A	
12"	12"	19"	
15"	15"	19"	
18"	18"	19"	
24"	24"	25"	
30"	30"	31"	
36"	36"	37"	

*Depth includes the 1" bumpers.
 **Depth does not include the 1" bumpers.

Steel Material Gauges:

Shelf	18 & 22	Shelf Reinforcement	11
Upright	18	Base Skirts	12
End Panel	20	Wheel Channel	11
Dividers	20	Shaft Diameter	3/4"
Shelf Support	11	Wheel Diameter	4 ⁵ / ₈ "




Media Weight:

Letter-Size Material:	2 lbs. per LFI
Legal-Size Material:	3 lbs. per LFI

NOTE: EACH SHELF HAS A MAXIMUM WEIGHT CAPACITY OF 240 LBS. MEDIA WEIGHT MUST BE EVENLY DISTRIBUTED BOTH VERTICALLY AND HORIZONTALLY.

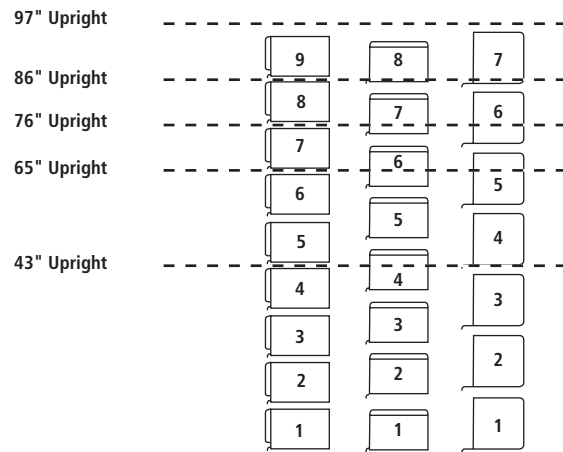
CONFIGURATION GUIDE

Configuration Guide for Mixed Media Applications

Media	Description	Clearance Space	Upright Space Required
	Letter/Legal Side Tab	9 ³ / ₄ "	10 ¹ / ₂ "
	Letter/Legal Standard Top Tab, 1/3 cut	11 ¹ / ₄ "	12"
	3-Ring Binders	12 ³ / ₄ "	13 ¹ / ₂ "

To determine the height of a unit with media not listed above, first determine the height of the media and add 3/4". Then, round that figure up to the next number divisible by 1 1/2" (because the uprights are slotted on 1 1/2" centers), then multiply that number by the number of tiers desired. Then add 1 1/2" for space that is allotted for the reference shelf. Lastly, add 3/4" for the canopy.

Media Storage Capacities



	Letter/Legal Side Tab	Letter/Std. Top Tab	3-Ring Binders
97" Upright	9	8	7
86" Upright	8	7	6
76" Upright	7	6	5
65" Upright	6	5	4
43" Upright	4	3	3

To increase filing density, 4-Post Shelving can also mount to the Kwik-Track system creating either a bi-file or tri-file lateral sliding shelving system. In either configuration, the rear row of shelves are stationary with shelves in front mounted into a sliding carriage on a track mounted to the floor.

- Heavy-duty aluminum track construction supports 3,500 lbs. per carriage
- Anti-tip built into base for stability and easy installation
- Systems are complete with shelving and track systems
- **Option of ordering with and without Dividers, add "DV" suffix if ordering with dividers**
- 240 lb. weight capacity per shelf
- Track system has a Brushed Aluminum finish. Floor mounting hardware included
- Track adds 2¾" to overall height of shelving and carriage
- Optional Security Back Panels available (See page 134)
- All systems are side tab letter depth, 12"D shelving only, maximum 15 ft.
- For assistance with custom Kwik-Track configuration contact your local Safco Sales Rep Group.
- Standard Safco® Corporate colors, see page 7

GSA Parent #	Description	Dimensions	LFI	Wt.	Without Dividers		With Dividers	
					List Price	Wt.	Add "DV" Suffix List Price	
EFPL36721	2/1, 36"W, 7-High System	78"W x 27"D	728"	363	5,538.00	396	6,283.00	
EFPL36732	3/2, 36"W, 7-High System	116"W x 27"D	1212"	597	9,279.00	652	10,473.00	
EFPL36743	4/3, 36"W, 7-High System	156"W x 27"D	1697"	830	12,562.00	907	14,467.00	
EFPL367211	2/1/1, 36"W, 7-High System	78"W x 42"D	970"	518	8,756.00	562	9,486.00	
EFPL367322	3/2/2, 36"W, 7-High System	116"W x 42"D	1697"	893	15,472.00	970	17,120.00	
EFPL367433	4/3/3, 36"W, 7-High System	156"W x 42"D	2424"	1,268	21,783.00	1,378	24,084.00	
EFPL36821	2/1, 36"W, 8-High System	78"W x 27"D	824"	402	5,873.00	440	6,686.00	
EFPL36832	3/2, 36"W, 8-High System	116"W x 27"D	1385"	660	10,020.00	723	11,146.00	
EFPL36843	4/3, 36"W, 8-High System	156"W x 27"D	1939"	918	13,571.00	1,006	15,104.00	
EFPL368211	2/1/1, 36"W, 8-High System	78"W x 42"D	1108"	571	9,196.00	621	10,043.00	
EFPL368322	3/2/2, 36"W, 8-High System	116"W x 42"D	1939"	984	16,240.00	1,072	18,081.00	
EFPL368433	4/3/3, 36"W, 8-High System	156"W x 42"D	2770"	1,398	22,876.00	1,523	24,996.00	
EFPL42721	2/1, 42"W, 7-High System	90"W x 27"D	854"	726	5,784.00	759	6,648.00	
EFPL42732	3/2, 42"W, 7-High System	137"W x 27"D	1422"	756	9,711.00	811	10,907.00	
EFPL42743	4/3, 42"W, 7-High System	180"W x 27"D	1991"	1,047	13,358.00	1,124	14,970.00	
EFPL427211	2/1/1, 42"W, 7-High System	90"W x 42"D	1138"	646	9,314.00	696	10,032.00	
EFPL427322	3/2/2, 42"W, 7-High System	137"W x 42"D	1991"	1,071	16,112.00	1,148	17,755.00	
EFPL427433	4/3/3, 42"W, 7-High System	180"W x 42"D	2844"	1,585	23,103.00	1,695	24,895.00	
EFPL42821	2/1, 42"W, 8-High System	90"W x 27"D	975"	507	6,272.00	545	7,082.00	
EFPL42832	3/2, 42"W, 8-High System	137"W x 27"D	1625"	840	10,515.00	903	11,871.00	
EFPL42843	4/3, 42"W, 8-High System	180"W x 27"D	2275"	1,164	14,452.00	1,252	16,292.00	
EFPL428211	2/1/1, 42"W, 8-High System	90"W x 42"D	1300"	715	9,793.00	765	10,845.00	
EFPL428322	3/2/2, 42"W, 8-High System	137"W x 42"D	2275"	1,243	16,946.00	1,331	18,414.00	
EFPL428433	4/3/3, 42"W, 8-High System	180"W x 42"D	3250"	1,756	24,293.00	1,881	26,925.00	



2/1 - 2 Rows; 2 Fixed, 1 Movable, 27"D



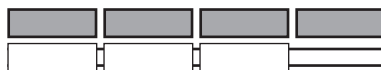
2/1/1 - 3 Rows; 2 Fixed, 2 Movable, 42"D



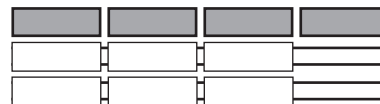
3/2 - 2 Rows; 3 Fixed, 2 Movable, 27"D



3/2/2 - 3 Rows; 3 Fixed, 4 Movable, 42"D



4/3 - 2 Rows; 4 Fixed, 3 Movable, 27"D



4/3/3 - 3 Rows; 4 Fixed, 6 Movable, 42"D

To increase filing density, 4-Post Shelving can also mount to the Kwik-Track system creating either a bi-file or tri-file lateral sliding shelving system. In either configuration, the rear row of shelves are stationary with shelves in front mounted into a sliding carriage on a track mounted to the floor.

- Heavy-duty aluminum track construction supports 3,500 lbs. per carriage
- Anti-tip built into base for stability and easy installation
- Systems are complete with shelving and track systems
- **Option of ordering with and without Dividers, add "DV" suffix if ordering with dividers**
- Track system has a Brushed Aluminum finish. Floor mounting hardware included
- Optional Security Back Panels available (See page 134)
- Track adds 2³/₄" to overall height of shelving
- All systems are legal depth, 15"D shelving only, maxium 15 ft.
- Standard Safco® Corporate colors, see page 7

Parent #	Description	Dimensions	LFI	Wt.	Without Dividers		With Dividers	
					List Price	Wt.	Add "DV" Suffix List Price	
EFPG36721	2/1, 36"W, 7-High System	78"W x 33"D	728"	405	5,717.00	441	6,568.00	
EFPG36732	3/2, 36"W, 7-High System	116"W x 33"D	1212"	665	9,773.00	725	10,936.00	
EFPG36743	4/3, 36"W, 7-High System	156"W x 33"D	1697"	924	13,244.00	1,008	14,810.00	
EFPG367211	2/1/1, 36"W, 7-High System	78"W x 51"D	970"	578	9,005.00	626	9,850.00	
EFPG367322	3/2/2, 36"W, 7-High System	116"W x 51"D	1697"	997	15,920.00	1,081	17,789.00	
EFPG367433	4/3/3, 36"W, 7-High System	156"W x 51"D	2424"	1,416	22,431.00	1,536	25,049.00	
EFPG36821	2/1, 36"W, 8-High System	78"W x 33"D	824"	452	6,099.00	493	7,020.00	
EFPG36832	3/2, 36"W, 8-High System	116"W x 33"D	1385"	714	10,398.00	782	11,933.00	
EFPG36843	4/3, 36"W, 8-High System	156"W x 33"D	1939"	1,030	14,088.00	1,125	16,177.00	
EFPG368211	2/1/1, 36"W, 8-High System	78"W x 51"D	1108"	642	9,501.00	696	10,483.00	
EFPG368322	3/2/2, 36"W, 8-High System	116"W x 51"D	1939"	1,079	16,788.00	1,174	18,880.00	
EFPG368433	4/3/3, 36"W, 8-High System	156"W x 51"D	2770"	1,573	23,669.00	1,708	26,651.00	
EFPG42721	2/1, 42"W, 7-High System	90"W x 33"D	854"	504	6,277.00	540	6,986.00	
EFPG42732	3/2, 42"W, 7-High System	137"W x 33"D	1422"	833	10,770.00	893	12,154.00	
EFPG42743	4/3, 42"W, 7-High System	180"W x 33"D	1991"	1,156	14,512.00	1,240	16,053.00	
EFPG427211	2/1/1, 42"W, 7-High System	90"W x 51"D	1138"	714	9,616.00	762	10,862.00	
EFPG427322	3/2/2, 42"W, 7-High System	137"W x 51"D	1991"	1,239	17,435.00	1,323	19,300.00	
EFPG427433	4/3/3, 42"W, 7-High System	180"W x 51"D	2844"	1,753	24,366.00	1,873	26,984.00	
EFPG42821	2/1, 42"W, 8-High System	90"W x 33"D	975"	564	6,717.00	605	7,634.00	
EFPG42832	3/2, 42"W, 8-High System	137"W x 33"D	1625"	931	11,489.00	999	13,023.00	
EFPG42843	4/3, 42"W, 8-High System	180"W x 33"D	2275"	1,293	15,486.00	1,388	17,573.00	
EFPG428211	2/1/1, 42"W, 8-High System	90"W x 51"D	1300"	795	10,391.00	849	11,350.00	
EFPG428322	3/2/2, 42"W, 8-High System	137"W x 51"D	2275"	1,380	18,433.00	1,475	20,522.00	
EFPG428433	4/3/3, 42"W, 8-High System	180"W x 51"D	3250"	1,955	25,309.00	2,090	28,233.00	



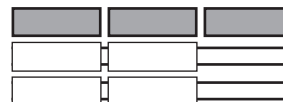
2/1 - 2 Rows; 2 Fixed, 1 Movable, 33"D



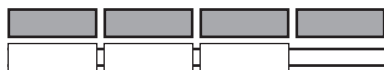
2/1/1 - 3 Rows; 2 Fixed, 2 Movable, 51"D



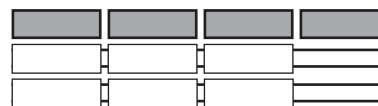
3/2 - 2 Rows; 3 Fixed, 2 Movable, 33"D



3/2/2 - 3 Rows; 3 Fixed, 4 Movable, 51"D



4/3 - 2 Rows; 4 Fixed, 3 Movable, 33"D



4/3/3 - 3 Rows; 4 Fixed, 6 Movable, 51"D