

Office Doctor Discount Office Furniture

www.OfficeDr.com 856-368-9085

Safco Sale On Now

Take 50% Off the List Prices in this PDF

Call 856-368-9085 Now

Free Layout & Design Service

Heavy Duty Shelving



A complete starter section unit includes two uprights, five shelves (24", 30", 36", 42" or 48" wide), five common stops, twelve shelf supports, shelf reinforcements as required, and one canopy top. Shelves are 18-gauge steel. An adder unit includes the previously mentioned paired with one closed upright.

Choose from either closed "L" uprights or closed "T" uprights. "T" uprights are normally for internal range support, while closed "L" uprights provide a more finished external appearance.

- 800 lb. weight capacity per shelf
- 15¾" clearance between shelves
- Standard Saftco® Corporate colors, see page 7

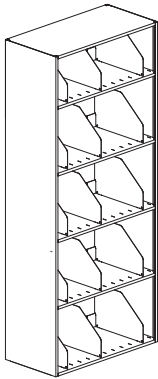
Dividers are required when using standard common stops, add "DV" suffix when ordering with dividers


Option of ordering with and without Dividers, add "DV" suffix if ordering with dividers

Compatible with Mobile Aisle 1000 and Mobile Lite, but not Kwik-Track

PRODUCT NUMBERING SYSTEM FOR 4-POST SHELVING

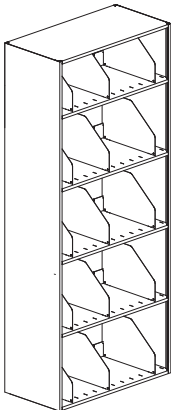
Product No. Example: **EXL3618865S**
EX: Heavy-Duty Shelving
L or T Shelving Type: ("L" for Closed L-Uprights, "T" for Closed T-Uprights)
36: Shelving Width in Inches (24, 30, 36, 42, and 48)
18: Shelving Depth in Inches (18)
86: Upright Height in Inches (only one height)
5: Number of shelves
S: Starter



Starter Units with Two Closed "L" Uprights 

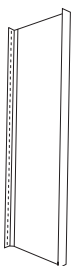
Parent #	W	D	H	Wt.	Without Dividers		With Dividers	
					List Price	Wt.	Add "DV" Suffix	List Price
EXL2418865S	24"	18"	86"	136	1,764.00	147	2,249.00	
EXL3018865S	30"	18"	86"	169	1,681.00	180	2,157.00	
EXL3618865S	36"	18"	86"	172	1,760.00	183	2,281.00	
EXL4218865S	42"	18"	86"	190	1,748.00	201	2,227.00	
EXL4818865S	48"	18"	86"	211	1,796.00	222	2,271.00	


Option of ordering with and without Dividers, add "DV" suffix if ordering with dividers



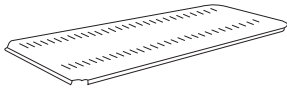
Adder units with Closed "T" Uprights 

Parent #	W	D	H	Wt.	Without Dividers		With Dividers	
					List Price	Wt.	Add "DV" Suffix	List Price
Adder units with Closed "T" Uprights								
EXT2418865A	24"	18"	86"	125	1,651.00	136	2,139.00	
EXT3018865A	30"	18"	86"	143	1,573.00	154	2,091.00	
EXT3618865A	36"	18"	86"	161	1,650.00	172	2,173.00	
EXT4218865A	42"	18"	86"	179	1,675.00	190	2,160.00	
EXT4818865A	48"	18"	86"	201	1,689.00	212	2,208.00	



Parent #	W	D	Wt.	List Price
Closed "L" Uprights – 86" Height 				
X1886L		18"	31	262.00

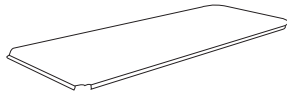
Slotted Shelves GSA



Parent #	W	D	Wt.	List Price
18" Depth				
EX3018S	30"	18"	8.75	85.00
EX3618S	36"	18"	10.25	100.00
EX4218S	42"	18"	12	95.00
EX4818S	48"	18"	13.75	105.00

Note: Order three supports per shelf. Shelves are 18-gauge.

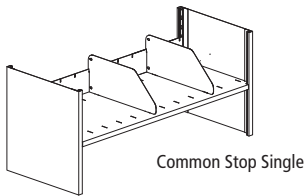
Unslotted Shelves, or Canopy Top GSA



Parent #	W	D	Wt.	List Price
18" Depth				
EF3018U18GA	30"	18"	8.75	100.00
EF3618U18GA	36"	18"	10.25	107.00
EF4218U18GA	42"	18"	12	107.00
EF4818U18GA	48"	18"	13.75	103.00

Note: Shelves are 18-gauge. Shelf Reinforcements are not required for the Canopy tops.

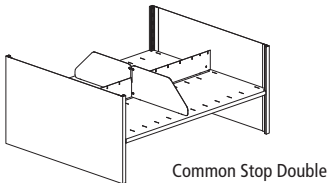
Common Stops (CS)



Parent #	W	H	Wt.	List Price
EF24CS	24"	3 1/2"	1.25	14.00
<small>GSA</small> EF30CS	30"	3 1/2"	1.5	14.00
<small>GSA</small> EF36CS	36"	3 1/2"	1.5	14.00
<small>GSA</small> EF42CS	42"	3 1/2"	1.75	15.00
<small>GSA</small> EF48CS	48"	3 1/2"	2	15.00

GSA Note: Dividers are required when using common stops.

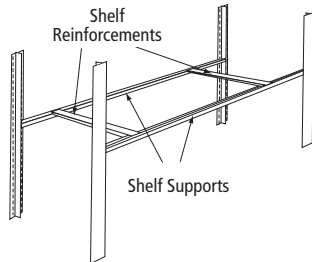
Shelf Supports (SS)



EX30SS	30"	1 1/4"	3	35.00
<small>GSA</small> EX36SS	36"	1 1/4"	3.5	35.00
EX42SS	42"	1 1/4"	4	35.00
EX48SS	48"	1 1/4"	4.5	35.00

Note: Shelf supports are not interchangeable with bottom shelf supports.

Shelf Support Bottom (SSB)



EF2411SSB	24"	3/4"	3.66	18.00
EF3011SSB	30"	3/4"	2.25	18.00
EF3611SSB	36"	3/4"	2.714	18.00
EF4211SSB	42"	3/4"	3.25	18.00
<small>GSA</small> EF4811SSB	48"	3/4"	3.66	26.00

GSA Note: Bottom shelf must be supported by bottom shelf. Graphite Gray only.

Shelf Reinforcements (SR) - Indicate color to match system

Parent #	D	H	Wt.	List Price
<small>GSA</small> X18SR	18"	1 1/8"	1	24.00

Note: (SR) Painted to match shelving ordered.

Shelf Reinforcements (SRA) - Bottom shelf reinforcements for heavy-duty applications

<small>GSA</small> F18SRA	18"	3/4"	.75	14.00
---------------------------	-----	------	-----	-------

Adjustable File Dividers (DV) Standard Pack of 5:

<small>GSA</small> X18DV5	18"	12"	13 lbs. per pack	167.00
---------------------------	-----	-----	------------------	--------

	24"	30"	36"	42"	48"
18"	2	2	2	2	2
36"	3	3	3	3	3

Number of Shelf Reinforcements required per loaded shelf.